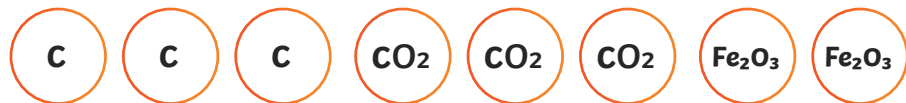
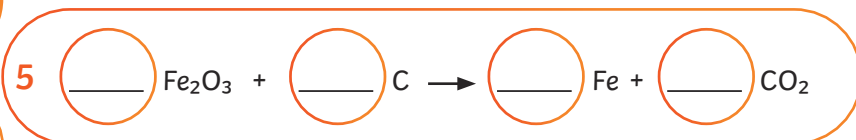
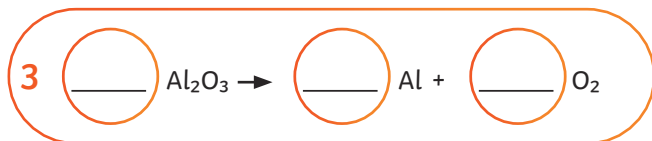
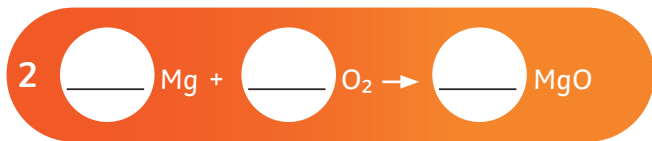
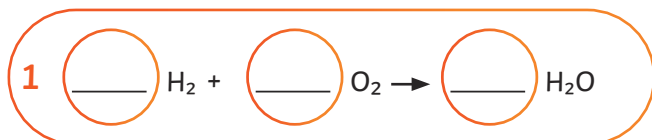


Balancing Chemical Equations

Balance the following equations using the pictures of atoms below. Cut and place them in the appropriate boxes, then record the amount of each molecule (the coefficient) on the blank line in front of that molecule.

Remember, the amount of each atom on the left side of the equation (reactants) must exactly match the amount of each atom on the right side (products).



Balancing Chemical Equations

Answer Key

