







# 3D Family Tree

**Directions:** Cut and assemble the tree according to the directions. Cut out each leaf, paste family photos on each leaf, and paste to the tree.




visit [twinkl.com](https://www.twinkl.com)





Cut out the tree. Cut  
halfway down the  
center where the  
guideline is shown.



Cut out the tree. Cut  
halfway down the  
center where the  
guideline is shown.

