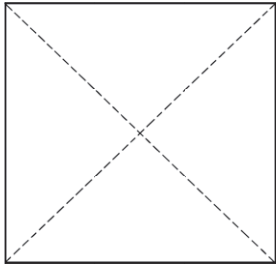


1 to 20 French Maths Fortune Teller

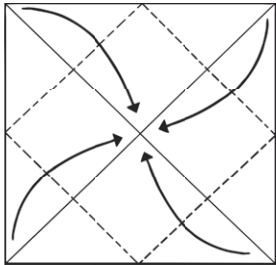
Instructions

1



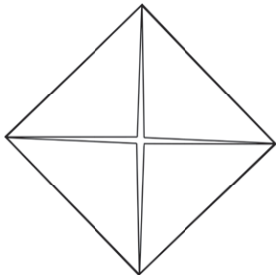
With pictures face down, fold on both diagonal lines. Unfold.

2



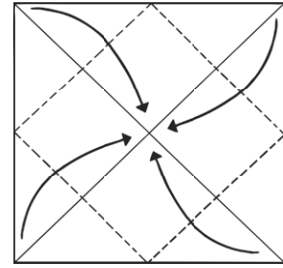
Fold all four corners to the centre.

3



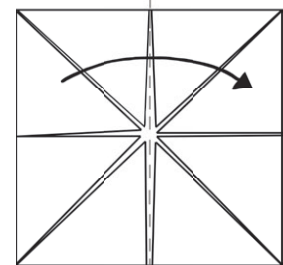
Turn paper over.

4



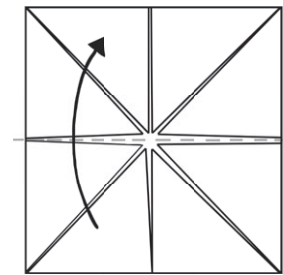
Once again, fold all corners to the centre.

5



Fold paper in half and unfold.

6



Fold in half from top to bottom. Do not unfold.

7



Slide thumbs and forefingers under the squares and move the fortune teller back and forth to play.

The fortune teller is divided into four quadrants, each representing a mathematical operation:

- Top-Left (Red): Addition**
 - Number: **quinze**
 - Components: huit + sept
- Top-Right (Green): Multiplication**
 - Number: **douze**
 - Components: quatre × trois
- Bottom-Left (Blue): Subtraction**
 - Number: **vingt**
 - Components: neuf + onze
- Bottom-Right (Yellow): Division**
 - Number: **deux**
 - Components: huit ÷ quatre

Additional numbers and components are placed in the outer sections of the fortune teller:

- Left Side (Blue):**
 - Number: **cinq**
 - Components: treize - huit
- Right Side (Yellow):**
 - Number: **neuf**
 - Components: dix-huit ÷ deux
- Bottom-Left (Blue):**
 - Number: **dix-sept**
 - Components: vingt - trois
- Bottom-Right (Yellow):**
 - Number: **sept**
 - Components: sept × deux

Four circular icons are placed at the corners, each with a mathematical symbol: a red circle with a plus sign for Addition, a green circle with a multiplication sign for Multiplication, a blue circle with a minus sign for Subtraction, and a yellow circle with a division sign for Division.