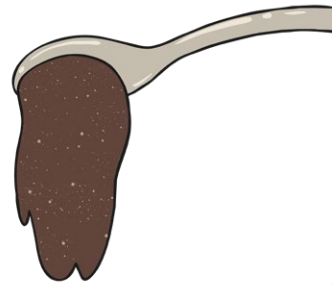



How to Make Hot Chocolate Sequencing Cards



How to Make Hot Chocolate

You will need:


- A Jug
- A microwave or saucepan
- 3 heaped tsp hot chocolate powder
- 200ml milk
- Marshmallows
- Squirty cream



twinkl.com

How to Make Hot Chocolate

First, fill a jug with milk to the 200ml line.



twinkl.com

How to Make Hot Chocolate

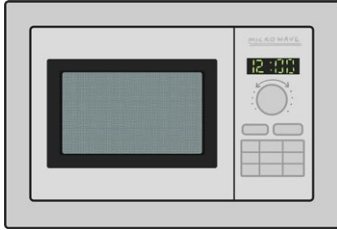
Next, stir in the hot chocolate powder.



twinkl.com

How to Make Hot Chocolate

Then, heat it in the microwave for 2 minutes, or in a saucepan until just before it starts to boil.



Top Tip!

You could stir in a little cold milk so that it isn't too hot to drink.

How to Make Hot Chocolate

After that, carefully pour the hot chocolate into a mug.



How to Make Hot Chocolate

Finally, enjoy!

Add squirty cream and marshmallows to decorate your hot chocolate!

