

Grammar Reference







be + **going to** + **verb**

At the weekend,	I	am going to	visit	the zoo.
-----------------	---	---------------------------	--------------	----------

Next week,	she he	is going to	read	a book.
------------	-----------	---------------------------	-------------	---------

Tomorrow,	you we they	are going to	ride	a horse.
-----------	-------------------	----------------------------	-------------	----------

Game Board

	At the weekend,	I
	Tonight,	you
	Tomorrow,	he
	Next week,	she
	Next month,	we
	Next Tuesday,	they

watch television.



twinkl.com

go for a walk.




twinkl.com

meet some friends.




twinkl.com

visit a museum.



twinkl.com

have a shower.



twinkl.com

ride a bicycle.



twinkl.com

go to a birthday party.



twinkl.com

go hiking.



twinkl.com

play football.



twinkl.com

bake a cake.



twinkl.com

go to the theatre.



twinkl.com

go shopping.



twinkl.com

eat some spaghetti.



twinkl.com

go to the cinema.



twinkl.com

send a letter.



twinkl.com

go swimming.



twinkl.com

**play
computer games.**



twinkl.com

play tennis.



twinkl.com

visit the seaside.



twinkl.com

ride a horse.



twinkl.com

go dancing.



twinkl.com

go running.



twinkl.com

play card games.



twinkl.com

read a book.



twinkl.com

'Going to' for Future Plans/Intentions

Speaking Game - Teacher Notes

Level: Elementary Level

Time: 45 min

Activity: 'Going to' for Future Plans/Intentions Speaking Game.

Preparation (5-10 min)	<ul style="list-style-type: none"> • Print one set of Grammar Cards, Game Boards and Flashcards for each group. • Each group will also need a dice.
Procedure	Time
<p>Use the Grammar Reference Sheet to review the form of 'going to' (subject+ be + going to + the base form of the verb). Students can keep this to refer to during the activity.</p> <p>Review how 'going to' is used for future plans or intentions using concept check questions to help understanding and model some examples. Drill the pronunciation of the target language with the class paying attention to the weak form of 'to': going to /gəʊwɪŋtə/.</p> <p>Explain the game instructions to students and model one example together as a class.</p> <p>Game Instructions: Students take it in turns to form sentences with 'going to'. First, they roll a dice for a time phrase, e.g. At the weekend. Next, they roll a dice for a subject pronoun, e.g. he. Then, they need to pick up a picture flashcard and form a correct sentence using 'going to'. For example, 'At the weekend, he is going to bake a cake. If needed, they can refer to the Grammar Reference Sheet to help them with the form of the auxiliary verb 'be'.</p>	<p>15 min</p> <p>20 min</p>

<p>Monitor the groups and make notes of any common errors.</p> <p>Collect class feedback and spend some time on error correction.</p>	<p>10 min</p>
<p>Extension Activity Ideas</p>	<p>Students write up some sentences from the activity.</p> <p>Students form sentences about their own future plans using the time cards as prompts.</p>