


A-Z Capital Letter Formation



Name: _____

The Capital Letter 'A'

Put your finger on the car and trace the straight line movements to create a capital letter 'A'.



Carefully write out three lines of the capital letter 'A'.



Now, write a capital letter 'A' to start sentences and for the names of certain people and places.

__re you feeling better?

__lex's art

I like playing with __sa.

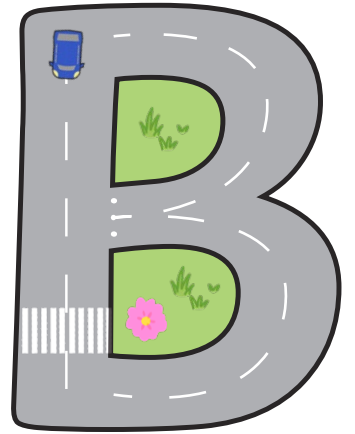
__ustria

__ustralia



The Capital Letter 'B'

Put your finger on the car and trace the straight and curved line movements to create a capital letter 'B'.



Carefully write out three lines of the capital letter 'B'.

B B B B B B B B B

B B B B B B B B B

B

Now, write a capital letter 'B' to start sentences and for the names of certain people and places.

Bubbles are fun.

Bobby the robot

Barbara

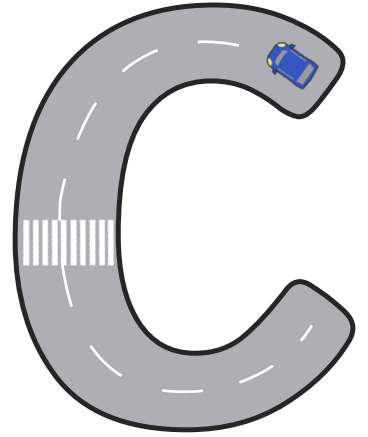
Balancing on one leg.

Brazil

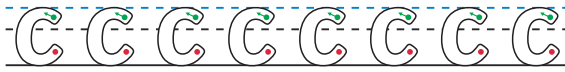


The Capital Letter 'C'

Put your finger on the car and trace one curved line movement to create a capital letter 'C'.



Carefully write out three lines of the capital letter 'C'.



Now, write a capital letter 'C' to start sentences and for the names of certain people and places.

___ome and look over there.

Miss ___ole

___hina

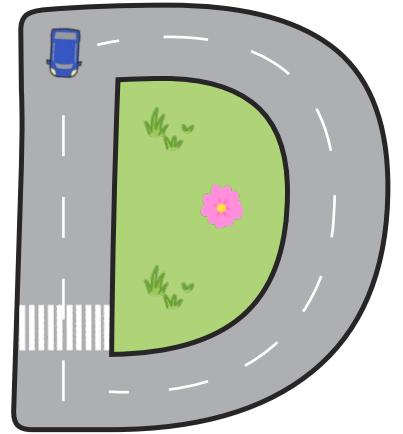
___arrots are thin and orange.

___anada



The Capital Letter 'D'

Put your finger on the car and trace the straight and curved line movements to create a capital letter 'D'.



Carefully write out three lines of the capital letter 'D'.



D

Now, write a capital letter 'D' to start sentences and for the names of certain people and places.

Don't forget your bag!

Daniel's dog

Denmark

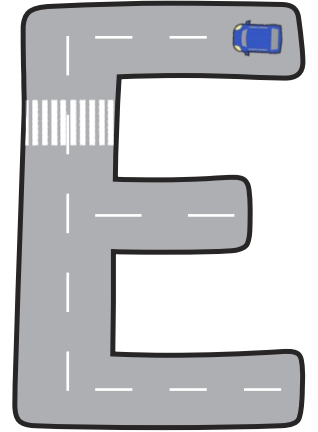
Dim the lights.

Dominican Republic

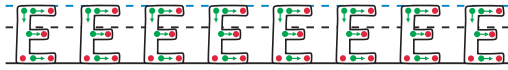


The Capital Letter 'E'

Put your finger on the car and trace the straight line movements to create a capital letter 'E'.



Carefully write out three lines of the capital letter 'E'.



E

Now, write a capital letter 'E' to start sentences and for the names of certain people and places.

Everyone clapped loudly.

Emma's bag

I would like to visit Egypt.

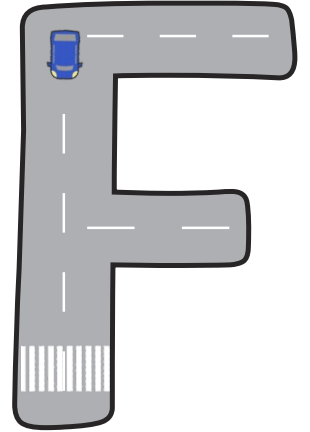
My friend is called Erica.

England

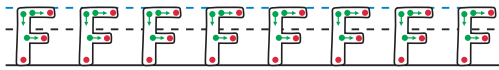


The Capital Letter 'F'

Put your finger on the car and trace the straight line movements to create a capital letter 'F'.



Carefully write out three lines of the capital letter 'F'.



F

Now, write a capital letter 'F' to start sentences and for the names of certain people and places.

__ly away little bird.

Is that __iona's flute?

I would like to go to __iji.

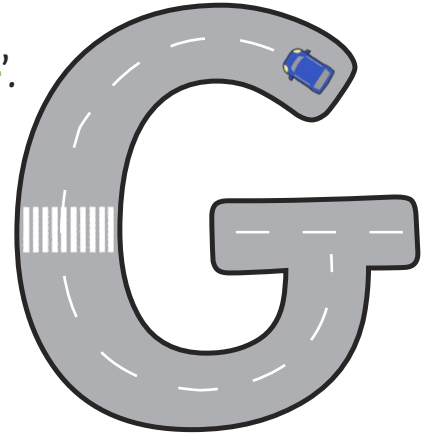
__inland

__rance



The Capital Letter 'G'

Put your finger on the car and trace the straight and curved line movements to create a capital letter 'G'.



Carefully write out three lines of the capital letter 'G'.



Now, write a capital letter 'G' to start sentences and for the names of certain people and places.

___et off the grass!

___ry's greyhound

___ermany

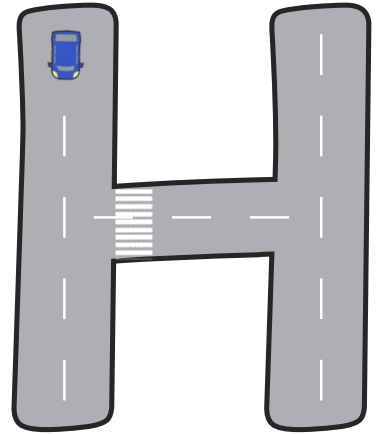
___o upstairs to bed.

___reece

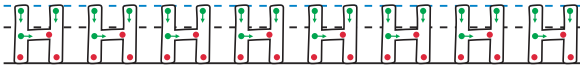


The Capital Letter 'H'

Put your finger on the car and trace the straight line movements to create a capital letter 'H'.



Carefully write out three lines of the capital letter 'H'.



Now, write a capital letter 'H' to start sentences and for the names of certain people and places.


Here is my book!

This is Henry's lost hat.

I'd like to go to Hamburg.

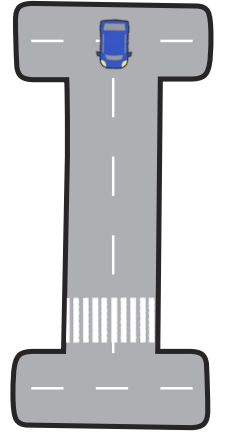
Amish's house

Hungary

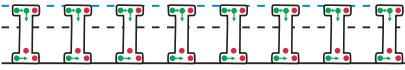


The Capital Letter 'I'

Put your finger on the car and trace the straight line movements to create a capital letter 'I'.



Carefully write out three lines of the capital letter 'I'.



Now, write a capital letter 'I' to start sentences and for the names of certain people and places.

___s it your birthday?

This is ___ngrid's igloo.

I want to go to ___celand.

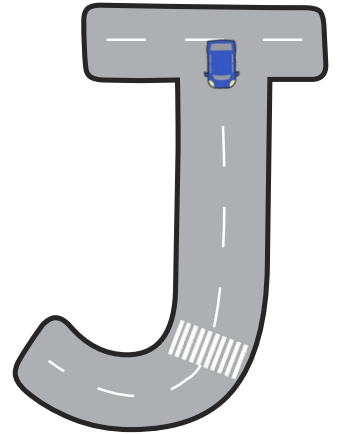
___da's ice cream.

___reland

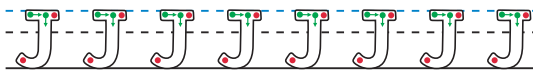


The Capital Letter 'J'

Put your finger on the car and trace the straight and curved line movements to create a capital letter 'J'.



Carefully write out three lines of the capital letter 'J'.



Now, write a capital letter 'J' to start sentences and for the names of certain people and places.

 elly is my favourite party food.

This is asper's jumper.

I love food from apan.

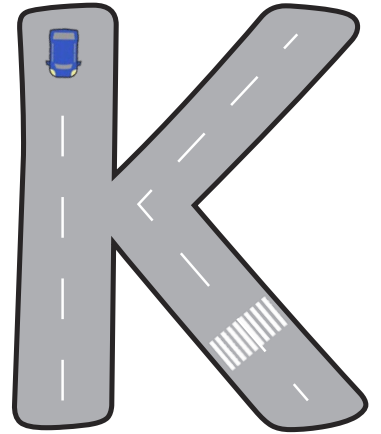
My stepmum's name is ulia.

 ordan



The Capital Letter 'K'

Put your finger on the car and trace the straight line movements to create a capital letter 'K'.



Carefully write out three lines of the capital letter 'K'.



Now, write a capital letter 'K' to start sentences and for the names of certain people and places.


__ kangaroos are very strong.

I am playing with __ Ian.

My friend is from __ Kenya.

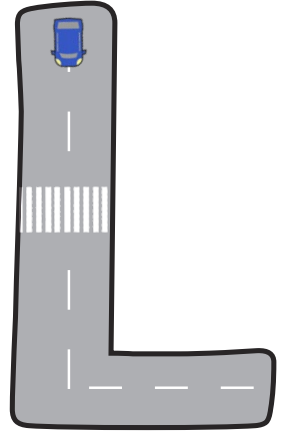
__ Kenton is in Devon.

__ kiwi fruit is very tasty!

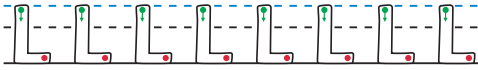


The Capital Letter 'L'

Put your finger on the car and trace the straight line movements to create a capital letter 'L'.



Carefully write out three lines of the capital letter 'L'.



Now, write a capital letter 'L' to start sentences and for the names of certain people and places.

Loud noises make me jump.

Leopards are very scary.

London is a big city.

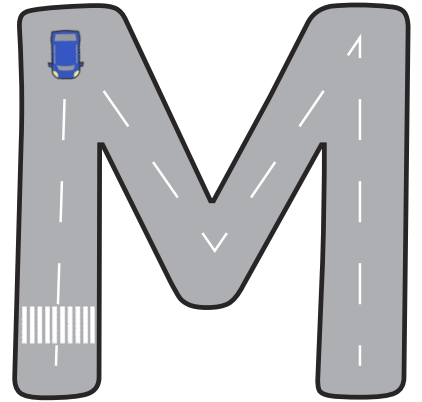
Listen carefully children.

Let's go to the park.



The Capital Letter 'M'

Put your finger on the car and trace the straight line movements to create a capital letter 'M'.



Carefully write out three lines of the capital letter 'M'.



M

Now, write a capital letter 'M' to start sentences and for the names of certain people, places and months of the year.

__ix the ingredients.

__ax's mum

__exico

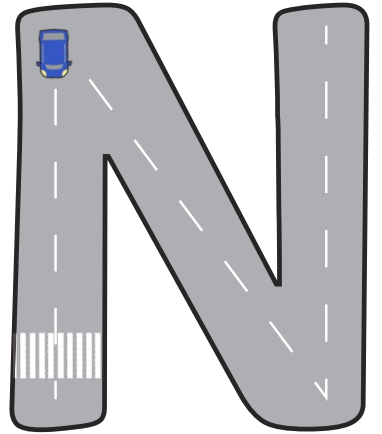
__y birthday is in __ay.

__alta



The Capital Letter 'N'

Put your finger on the car and trace the straight line movements to create a capital letter 'N'.



Carefully write out three lines of the capital letter 'N'.



N

Now, write a capital letter 'N' to start sentences and for the names of certain people and places.

__ot again!

The winner is __irav!

__oah's new net.

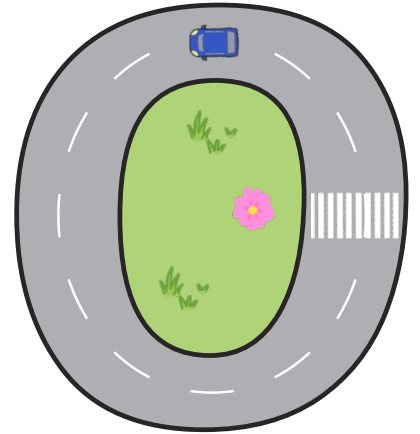
__epal

The __etherlands

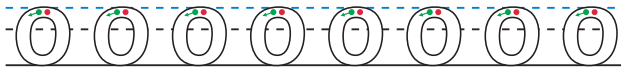


The Capital Letter 'O'

Put your finger on the car and trace the curved line movement to create a capital letter 'O'.



Carefully write out three lines of the capital letter 'O'.



Now, write a capital letter 'O' to start sentences and for the names of certain people and places.

Oak trees grow very tall.

Osca the otter.

Ollie the ostrich.


Oxford Street

Oliver man



The Capital Letter 'P'

Put your finger on the car and trace the straight and curved line movements to create a capital letter 'P'.



Carefully write out three lines of the capital letter 'P'.



Now, write a capital letter 'P' to start sentences and for the names of certain people and places.

 lease come in.

 enny's puppy

 aris

 ut your pen and pencils down.

 oland

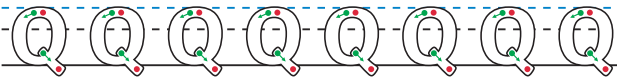


The Capital Letter 'Q'

Put your finger on the car and trace the straight and curved line movements to create a capital letter 'Q'.



Carefully write out three lines of the capital letter 'Q'.



Now, write a capital letter 'Q' to start sentences and for the names of certain people and places.

___ quiet!

The ___ queen

___ amar's quilt


___ uiz time!

___ uickly!



The Capital Letter 'R'

Put your finger on the car and trace the straight and curved line movements to create a capital letter 'R'.



Carefully write out three lines of the capital letter 'R'.

R R R R R R R R R R

R R R R R R R R R R

R

Now, write a capital letter 'R' to start sentences and for the names of certain people and places.

Ready or not... here I come!

This is Riley's rabbit.

I was born in Romania.

Race you to the shop!

Russia



The Capital Letter 'S'

Put your finger on the car and trace one curved line movement to create a capital letter 'S'.



Carefully write out three lines of the capital letter 'S'.



Now, write a capital letter 'S' to start sentences and for the names of certain people and places.

Stand up please Class 2.

Santa Claus

Spain

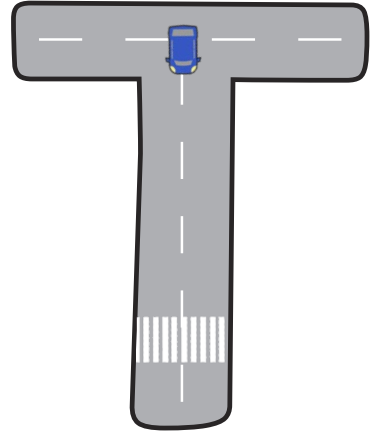
Salad is a healthy food.

Scotland

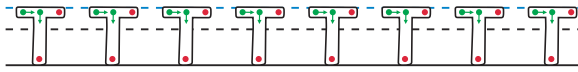


The Capital Letter 'T'

Put your finger on the car and trace the straight line movements to create a capital letter 'T'.



Carefully write out three lines of the capital letter 'T'.



T

Now, write a capital letter 'T' to start sentences and for the names of certain people and places.

Today is a good day.

My friend Adeo came first!

exas

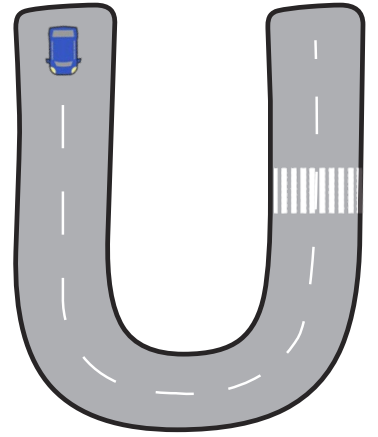
hailand

oby's trainers



The Capital Letter 'U'

Put your finger on the car and trace one curved line movement to create a capital letter 'U'.



Carefully write out three lines of the capital letter 'U'.



U

Now, write a capital letter 'U' to start sentences and for the names of certain people and places.

___gly trolls live under bridges.

___ziah's umbrella

___nited States of America

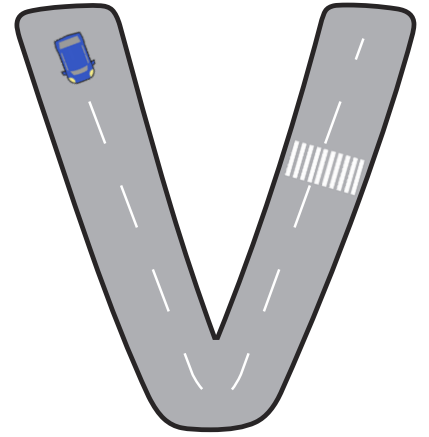
___se a pencil crayon please.

___ganda



The Capital Letter 'V'

Put your finger on the car and trace the straight line movements to create a capital letter 'V'.



Carefully write out three lines of the capital letter 'V'.



Now, write a capital letter 'V' to start sentences and for the names of certain people and places.

__ultures like to sit in trees.

__anessa's voilin

__ietnam

__ote for your favourite.

__ienna



The Capital Letter 'W'

Put your finger on the car and trace the straight line movements to create a capital letter 'W'.



Carefully write out three lines of the capital letter 'W'.



Now, write a capital letter 'W' to start sentences and for the names of certain people and places.

___ e can watch the whales.

___ ill's wallet

___ ednesday

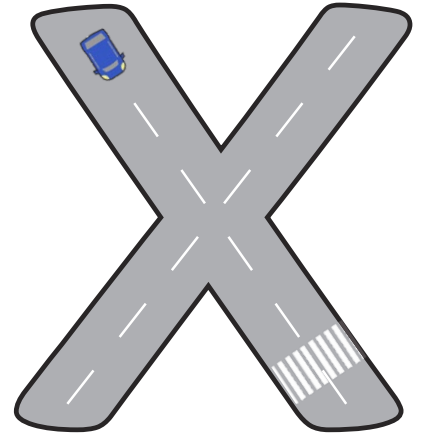
___ ales

___ atch out!

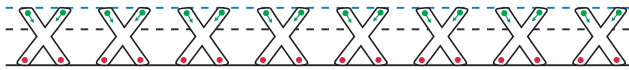


The Capital Letter 'X'

Put your finger on the car and trace the straight line movements to create a capital letter 'X'.



Carefully write out three lines of the capital letter 'X'.



Now, write a capital letter 'X' to start sentences and for the names of certain people and places.


 iantao is in China.

 avier is a lot of fun.

 -rays show different bones.

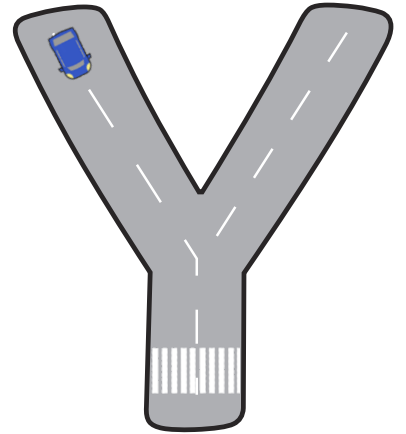
Our teacher is called Mr ing.

I went to a town called anten.



The Capital Letter 'Y'

Put your finger on the car and trace the straight line movements to create a capital letter 'Y'.



Carefully write out three lines of the capital letter 'Y'.



Y

Now, write a capital letter 'Y' to start sentences and for the names of certain people and places.

__aks have long horns.

Where is __annick?

__ellow is my favourite colour.

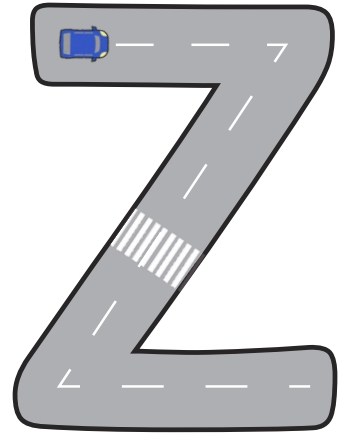
We are going to __armouth.

__ara's yo-yo

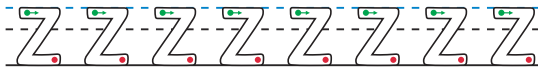


The Capital Letter 'Z'

Put your finger on the car and trace the straight line movements to create a capital letter 'Z'.



Carefully write out three lines of the capital letter 'Z'.



Z

Now, write a capital letter 'Z' to start sentences and for the names of certain people and places.

zebras have stripes.

zara's zip

zimbabwe

zigzag across the hall!

zambia

