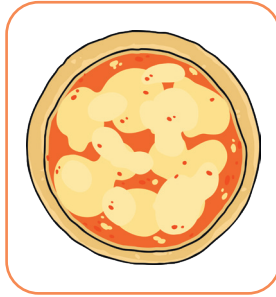
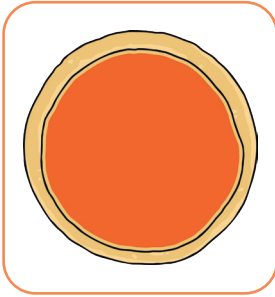
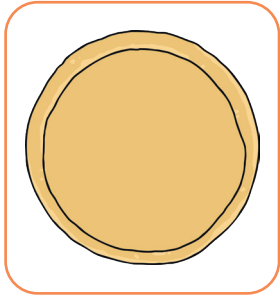


# How to Make a Pizza



Use the picture story and the word bank to help you fill in the rest of the instructions.



## Word Bank

cook

sauce

oven

pizza

cheese

top

ingredients

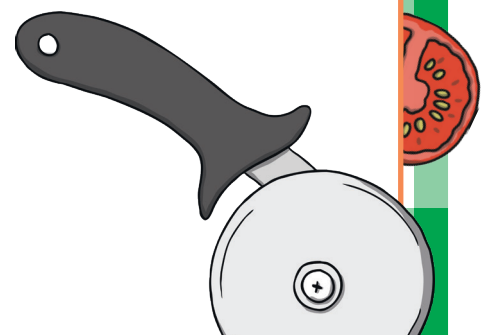
Firstly, you will need to have a \_\_\_\_\_ base.

Next, spread some \_\_\_\_\_ on the pizza base.

Then, sprinkle some \_\_\_\_\_ on \_\_\_\_\_ of the sauce.

After that, it's time to add your different \_\_\_\_\_.

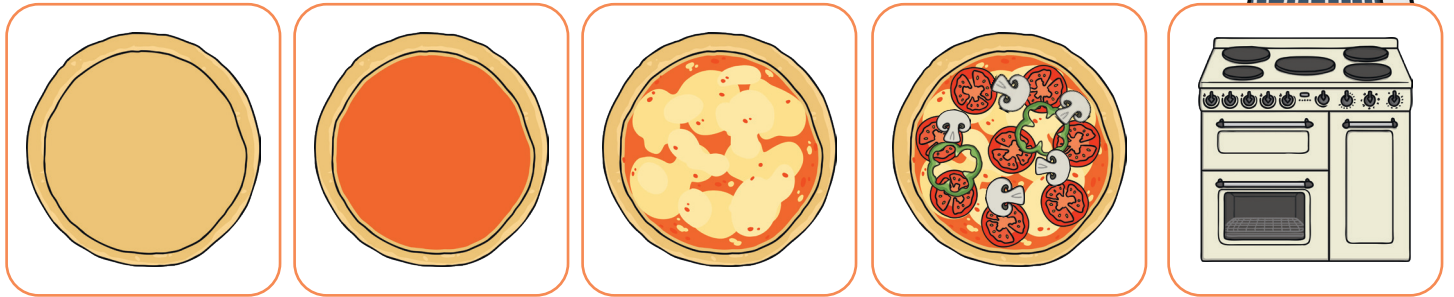
Finally, put your pizza into the \_\_\_\_\_ to \_\_\_\_\_.



# How to Make a Pizza



Use the picture story and the word bank to help you write instructions for how to make a pizza.



## Word Bank

cook      sauce      oven      pizza      cheese      cut  
top      ingredients      sprinkle      base      spread

Firstly, \_\_\_\_\_

Next, \_\_\_\_\_

Then, \_\_\_\_\_

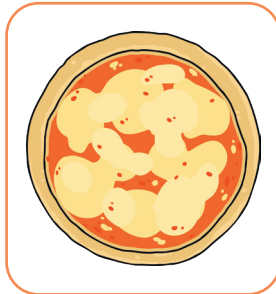
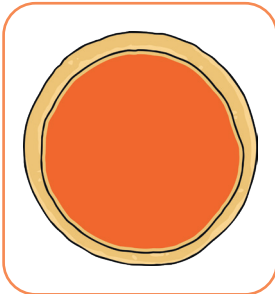
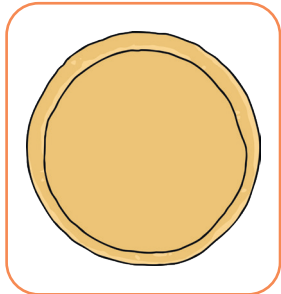
After that, \_\_\_\_\_

Finally, \_\_\_\_\_

# How to Make a Pizza



Write instructions for how to make a pizza. The picture story is included to help you. Remember to use sequencing words for your instructions.



A large writing area with horizontal lines, framed by a green border decorated with pizza-related illustrations like mushrooms, tomatoes, and a pizza cutter.