



twinkl.co.uk

Thanks for not printing this page!

Simply print from page 2 in your printing options to avoid wasted paper & ink!



...your first choice for easy to use, trusted and high quality teaching materials for educators and parents worldwide - professionally crafted materials with a personal touch.

A brief word about copyright...

By downloading this resource, you agree to the following:



You may use this resource for personal and/or classroom use only.

In order to support us, we ask that you always acknowledge www.twinkl.co.uk as the source of the resource. **If you love these resources, why not let others know about Twinkl?**



You must not reproduce or share this resource with others in any form. They are more than welcome to download the resource directly from us.

You must not host or in any other way share our resources directly with others, without our prior written permission.

We also ask that this product is not used for commercial purposes and also that you do not alter the digital versions of our products in any way.

Thank you for downloading!





We hope you enjoy the resource and we'll see you very soon!



Did you know we also have twinkl Premium for schools?





Email sales@twinkl.co.uk for more information.

Start →



Three Little Pigs

Build a house






You will need:

- Game board (A3)
- 4 x house boards (A4)
- House elements
- 4 coloured counters
- A dice

Instructions:

Print out the PDF pack, and stick together the game board. Make sure you have 4 house boards and all the house elements. Cut out the house elements and sort into piles for each house.





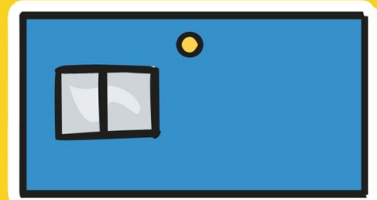


Little Pigs

House game

How to play:

Throw the dice to move around the board collecting your house elements as you go. When you land on a space with a window or a door, pick up the window or door that you need for your house. Keep moving around the board until someone completes their house. The winner is the first person with a completed house!



twinkl www.twinkl.co.uk

