



# Nelson Grammar International

## Workbook 2



Wendy Wren Sarah Lindsay  
Series Editor: John Jackman

OXFORD

# Nelson Grammar International Workbook 2



## Contents

|                |                                   |    |
|----------------|-----------------------------------|----|
| <b>Unit 1</b>  | Alphabetical order                | 3  |
| <b>Unit 2</b>  | Naming words                      | 4  |
| <b>Unit 3</b>  | More than one                     | 5  |
| <b>Unit 4</b>  | Doing words                       | 6  |
| <b>Unit 5</b>  | Describing words                  | 7  |
| <b>Unit 6</b>  | Naming words and describing words | 8  |
| <b>Unit 7</b>  | Writing sentences                 | 9  |
| <b>Unit 8</b>  | Questions                         | 10 |
| <b>Unit 9</b>  | Naming words                      | 11 |
| <b>Unit 10</b> | Doing words                       | 12 |
| <b>Unit 11</b> | Special naming words              | 13 |
| <b>Unit 12</b> | Writing sentences                 | 14 |
| <b>Unit 13</b> | Describing words                  | 15 |

Unit  
1

# Alphabetical order

Write the names of the animals in **alphabetical order**.



1 ant .....

2 .....

3 .....






4 .....

5 .....

6 .....

7 .....

8 .....




goat    elephant  
duck    ant  
frog    cat  
horse    bee

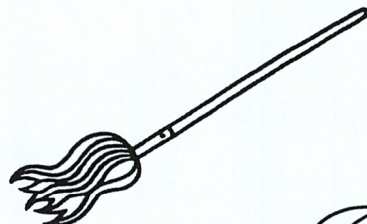
Copy the **naming words**.

Draw a line to join each name with the correct picture.

tap .....



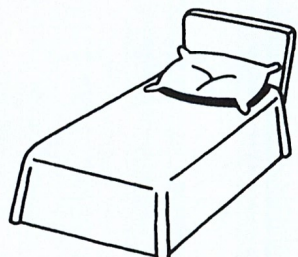
jug .....



frog .....



mop .....



hat .....



bed .....





**A** Write a word to fill each gap.  
The pictures will help you.


**1** Two ..... were  
playing in the park.



**2** There are three .....  
on my desk.



**3** How many .....  
can you see?



**B** Use each word in your own sentence.

cars .....

kings .....


rooms .....

**A** Put rings around the **doing words** in these sentences.

- 1 Lara brushes her hair.
- 2 Mum mashes the potatoes.
- 3 The elephant lifts its trunk.
- 4 The sheep run in the field.
- 5 The cat chases the mouse.



**B** Write some sentences about what is happening in the picture.



- 1 \_\_\_\_\_
- 2 \_\_\_\_\_
- 3 \_\_\_\_\_
- 4 \_\_\_\_\_

A

Write two **describing words** for each picture.

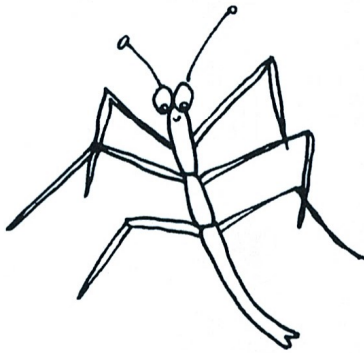


1

.....

2

.....



3

.....

4

.....



B

Use each **describing word** in a sentence of your own.

1

happy .....

.....

2

sharp .....

.....

3


clever .....

.....

**A** Write a **naming word** in each gap.

1 The ..... is very heavy.

2 I would like a .....  
for my birthday.



3 Look at that .....

4 There is a ..... in the tree.

**B** Write each sentence again. Put a **describing word** in front of each of your naming words.

1 .....  
.....


2 .....  
.....

3 .....  
.....

4 .....  
.....



Write the **sentences** in the correct order.  
Draw and write about what happened next.




The door banged shut.



Tim opened the door.



Tim put the cat out.



1

-----

2

-----

3

-----


4

-----

Unit  
8

Questions

**A** Write a **question** that you could ask about each picture.



1

.....  
.....



2

.....  
.....



3

.....  
.....



4

.....  
.....

**B** Finish writing the **questions** for these answers.

1 I am seven years old.

How .....

2 My sister is called Sally.

What .....


3 I live on a farm.

Where .....

A

Find the six **naming words** in the box and write them in the space below.

dress long sing frog  
shelf hot brush  
run jug nut lost



1

.....

2

.....

3

.....

4

.....

5

.....

6

.....

B

Underline the **naming words** in these sentences.

1

The sun is shining.

2

There are three birds flying.

3

Can you see the ship?

4

The waves are very big.

5

I like swimming in the sea.



A

Write two **doing words** for each picture.



1

.....



2

.....



3

.....



4

.....

B

Use these **naming words** and **doing words** in sentences of your own.

1

flags flying .....

.....

2

flowers growing .....

.....

3

ships sailing .....

.....

**A** Put rings around the **special naming words**.

**1** Mr White has an odd pet.

**2** It is a snake called Bing.

**3** Mr White and Bing go for walks.

**4** Miss Davis does not like Bing.

**5** Miss Davis has a pet goldfish called Drip.



**B** Write these special naming words in alphabetical order.

**1** Barry

Cathy

Anita

.....

.....

.....

**2** Frank

Eddie

Deepak

.....

.....

.....

**C** Write special naming words that begin with these letters.

J .....

K .....

L .....

Unit  
12

Writing sentences



**A** Write the questions the white bird asks.

-----

-----


**B** Write the answers the black bird gives.

-----


-----

**A** Write **describing words** in the gaps.

**1** the ..... snakes



**2** the ..... house



**3** the ..... sacks




**4** a ..... tent



**B** Write two **describing words** for each thing.

**1** a box ..... ..





**2** a hat ..... ..



**3** a kitten ..... ..

**4** a fire ..... ..

**5** a tiger ..... ..





# Nelson Grammar International

The *Nelson Grammar International* series provides a fully structured and progressive course for teaching and learning grammar skills. It is designed for easy use in the classroom by teacher and children. The course carefully builds children's grammar knowledge, skills and confidence to enable its wider application in all their work.

*Nelson Grammar International Workbook 2* provides a range of attractively illustrated activities for children to support and extend the teaching and differentiated activities in *Pupil Book 2*.

The *Nelson Grammar International* series includes the following components:

|                |                   |                         |                   |
|----------------|-------------------|-------------------------|-------------------|
| Pupil Book 1   | 978 1 4085 0853 4 | Workbook 1 (pack of 10) | 978 1 4085 0866 4 |
| Pupil Book 2   | 978 1 4085 0854 1 | Workbook 2 (pack of 10) | 978 1 4085 0867 1 |
| Pupil Book 3   | 978 1 4085 0855 8 | Workbook 3 (pack of 10) | 978 1 4085 0868 8 |
| Pupil Book 4   | 978 1 4085 0856 5 | Workbook 4 (pack of 10) | 978 1 4085 0869 5 |
| Pupil Book 5   | 978 1 4085 0857 2 | Workbook 5 (pack of 10) | 978 1 4085 0870 1 |
| Pupil Book 6   | 978 1 4085 0858 9 | Workbook 6 (pack of 10) | 979 1 4085 0871 8 |
| Teacher's Book | 978 1 4085 0865 7 |                         |                   |

irlanguage

مرکز زبان ایرانیان

**OXFORD**  
UNIVERSITY PRESS

