



Nelson Grammar International

Pupil Book 2





Wendy Wren Sarah Lindsay
Series Editor: John Jackman

OXFORD



Nelson Grammar International Pupil Book 2

Contents

Unit 1	Alphabetical order	2
Unit 2	Naming words	4
Unit 3	More than one	6
Unit 4	Doing words	8
Unit 5	Describing words	10
Unit 6	Naming words and describing words	12
 Check-up 1	Units 1–6	14
Unit 7	Writing sentences	16
Unit 8	Questions	18
Unit 9	Naming words	20
Unit 10	Doing words	22
Unit 11	Special naming words	24
Unit 12	Writing sentences	26
Unit 13	Describing words	28
 Check-up 2	Units 7–13	30

Unit 1

Alphabetical order


TIP

This is how we write small letters.


These letters are in **alphabetical order**.

a b c d e f g h i j k l m
n o p q r s t u v w x y z


Look at the first letter of each of these words.



apple



book



cat

The words are in alphabetical order. The first letters are in the order that they appear in the alphabet.

Focus

Put these groups of letters in **alphabetical order**.
Write them in your book.

TIP

Use the alphabet at the top of the page to help you.

1 b c a




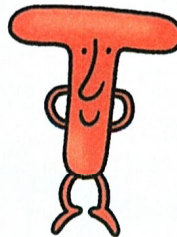

2 f e g

3 k l j

4 o n p

5 u t s

6 y w x




Practice

Write these words in **alphabetical order**.
Look at the first letter of each word.

1



bell



ant

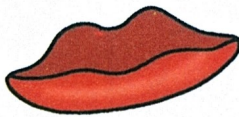


can




doll

2



lips



nut



key




mop


3



jelly



hat



ice



kick

4



umbrella



van



socks



tap


Extension

Which word comes **first** in a dictionary?

1 cook or book

2 sip or tip


3 met or net



TIP

Naming words are called **nouns**.

The words below are **naming words**. They tell us the names of things.




tap



sun



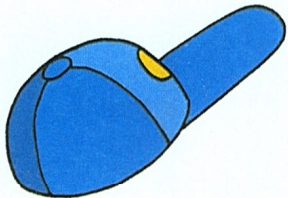
rat




crab

Focus

Add a letter to finish each of these **naming words**. Write the words in your book.



1 ca__




2 v__n



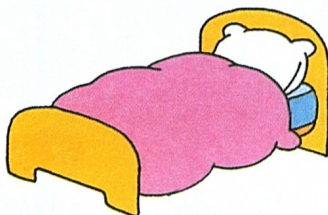
3 p__n



4 __an




5 je__



6 b__d



7 __in




8 he__

Practice

Copy the **naming words**.

Tick the words you can see in the picture.



1 log

2 cat

3 mop

4 sun

5 hut


6 man

7 van

8 fan

Extension

Write four **naming words** you can see in this picture.



Unit
3

More than one


TIP

Singular means one.
Plural means more than one.

We add 's' to lots of words when we mean **more than one**.




one bat



two bats




one ball





five balls

Focus


What are the missing words that go with these pictures?
Write them in your book.




1 one hill two



2 one cup three




3 one duck four




4 one log five

Practice


Write what you can see in each picture.



1 two



2 five



3 three

Extension

Look at the words below.
Copy the words that mean **more than one**.



legs

bat

tents

jug

hill





pet

hands

rocks

bells


bulls



TIP

Doing words are called verbs.

The words below are **doing words**.



The girl **throws** the ball.

The boy **hits** the ball.

Focus

Write the **doing words** in your book.

1 The bull chases the man.



2 The girl **bangs** the door.



3 The monkey **climbs** the tree.

Practice

Write the correct **doing word** for each picture.



1 feeding sleeping



2 walking skipping



3 rushing fishing




4 dripping drumming

Extension

Write a sentence to show what is being done in each picture.

1



2



3



Unit
5

Describing words

TIP

Describing words are called **adjectives**.

Describing words tell us more about a person or thing.




The **long** snake is hiding behind the **grey** rock.

Focus

TIP

Number 4 has two **describing words**.

Write the **describing words** in your book.



1 The red flag is flying today.



2 The small boy is crying.



3 The big box is hard to lift.




4 The dirty coat and muddy boots are on the floor.

Practice


TIP

Describing words
make sentences
more interesting.


Copy the sentences below.
Add **describing words** of your own to finish them.




1 The sun is
setting over the
..... sea.



2 The giraffe
is eating the
leaves.



3 The clouds
are covering the
..... moon.



4 The rabbit is
hiding behind the
..... trees.

Extension

Copy the six **describing words** in this box.

thin bed short pretty cat small
log pink list shell old



TIP

A **describing word** tells us about a **naming word**.


The red words below are **naming words**. They tell us the names of things.

a **tent** a **man**

The red words below are **describing words**. They tell us more about a person or thing.



a **red** tent



an **old** man

Focus

Match a **naming word** with a **describing word** for each picture. Write the pairs of words in your book.

1



2



3



4



Naming words

hands flower
clown ladder

Describing words

long happy
cold yellow



Practice

TIP

A naming word tells us the name of something.

Copy the **naming words** from these sentences.

- 1 This is a green bag.
- 2 Can you see the white bird?
- 3 Where is the little duck?
- 4 Get a warm hat.
- 5 He is a thin man.



Extension

TIP

A describing word tells us more about a naming word.

Copy the **describing words** from these sentences.

- 1 The hot drink is ready.
- 2 This is a long road.
- 3 The black cat is lost.
- 4 This is a wet mop.
- 5 Can you see the large clouds?





Check-up 1

Alphabetical order

Put each of these groups of words into **alphabetical order**.


- 1 sell queen rock trick
- 2 log jump kick men
- 3 owl mop pen not
- 4 van well ten up



Naming words

Copy the **naming words** from each list.

- 1 is pin sock bus
- 2 jug cup his at
- 3 not pen bed bat
- 4 bad man an leg
- 5 fed wet peg hill



More than one

Look at the words below.

Copy the words that mean **more than one**.


- rings cots click snails
- king bells mill cups
- neck locks hats door



Doing words

Copy the **doing word** from each sentence.

- 1 The seal swims in the sea.
- 2 The fox drinks the water.
- 3 The snake hisses at the man.
- 4 The mouse nibbles the cheese.
- 5 The spider spins the web.



Describing words

Copy the **describing words** from each list.




1 peg red tidy bed

2 old cot sad long

3 pet ten green fog

4 hot child box cold

5 thin mug happy bun



Sentences must make sense.

A **sentence** starts with a **capital letter** and usually ends with a **full stop**.

Meena is waiting for the bus.

It is raining.

She is very wet.



Focus

A Copy these **sentences** into your book. Put rings around the **capital letters** and **full stops**.

1 Chad looked at the clock.

2 My pen has run out of ink.



B Copy these sentences and add the missing capital letters and full stops.

1 my cat sleeps on my bed

2 lee gave his mum a hug



Practice


Look at the pictures.

Write a new **sentence** about each picture.

1



2



3



4



5



6



Extension

Put these words in the right order to make a **sentence**.

read

book.

have

|

not

this

TIP

Make sure the sentence starts with a **capital letter** and ends with a **full stop**.

Some sentences **tell us something.**


Telling sentences end with a **full stop.**



It is windy today

Some sentences **ask us something.**

Asking sentences end with a **question mark.**



Is it windy today?

Asking sentences are called **questions.**

Focus

Copy the **questions** into your book.

Where are you going?

I am going to the shops.

What are you going to buy?


I am going to buy apples.

Will you get some oranges too?

We have oranges in the bowl.

TIP

Look for the **question marks.**



Practice

Copy these sentences.

End the telling sentences with a **full stop**.

End the asking sentences with a **question mark**.

1 Will you stay for tea


2 Is it ready now

3 Do you like cheese

4 I like to drink milk

5 Can I help you

6 I love the cake



Extension

Finish these **questions**.

1 What is

2 Why does

3 When can

4 Where are

5 Who will



Unit
9

Naming words


TIP

Naming words are called nouns.


Naming words tell us the names of things.



tree



book



ship

Focus

A

What are the **naming words** for these pictures?
Write the words in your book.



1

b _ _ _

2

b _ _ _


3

n _ _ _



4

s _ _ _



5

f _ _ _




6

k _ _ _



B

Look at the clothes you have on.
Write three **naming words** you see.



Practice

Look at this picture.



Copy the sentences below.

Finish them using **naming words** from the box.

cake

castle

sea

chair

ball

- 1 Two people are playing with a
- 2 Andrew is making a
- 3 Dad is eating a
- 4 Tom is asleep in the
- 5 There is a boat on the

Extension

Write four more **naming words** you can see in the picture.


TIP

Doing words are called **verbs**.

Doing words tell us what people and animals are doing.



The boy **feeds** the bird.



The bird **pecks** the ground.




Doing words also tell us what things are doing.

The wind **blows**. The tree **bends**. The leaves **fall**.

Focus


What are these things doing?
Choose a **doing word** from the box for each picture.
Write the words in your book.

dripping shining falling
flying sleeping drinking



1

.....




2

.....



3

.....



4

.....



5

.....




6

.....

Practice

Look at the pictures below.
Use a **doing word** from the
box to answer each question.
The first one is done for you.

bouncing banging ringing
 swinging falling



1 What is the door doing?

banging

2 What is the rain doing?

.....




3 What is the bell doing?

.....

4 What is the ball doing?

.....



5 What is the swing doing?

.....



Extension

Write all the **doing words** you can do with your legs.
How many can you think of?

walking, skipping ...

Special naming words are called **proper nouns**.

Special naming words begin with a **capital letter**.

Names of people are special naming words.


Names of pets are special naming words.

Mrs Brown has two cats. They are called **Sandy** and **Mandy**.

**Focus**

Find the **special naming words** in each sentence. Write them in your book.

1 My pony is called Lucky.



2 Dillon the parrot is owned by Mr Kasim.



3 Sue has a hamster called Bunty.



4 Fuzz the cat loves to chase mice.



5 Annie the goat likes to eat clothes.



Practice

Use **special naming words** to answer these questions.


- 1 What is your first name?
- 2 What is your last name?
- 3 What is your teacher's name?
- 4 What is your friend's name?

Extension

Look at this picture.

TIP

Remember the **capital letters**.



Use **special naming words** to answer each question.

- 1 Who lives at number 3?
- 2 Who lives at number 2?
- 3 Who lives at number 4?
- 4 Who lives at number 1?
- 5 Who has a parrot?
- 6 Who has a cat?

TIP


Sentences must make sense.

Telling sentences end with a full stop.



The car is stuck in the mud.

Asking sentences end with a question mark.



Have I missed the train?

Focus

Copy the sentences below into your book.

End the telling sentences with a **full stop**.

End the asking sentences with a **question mark**.

1 What time is it


2 I am late for school

3 Did you eat your breakfast

4 What did you have

5 I had tea and toast

6 Where is my school bag



Practice


TIP

Remember the full stops and question marks.

Look at this picture.

A

Write four **telling sentences** about the picture.



B

Look at the picture again.

Write four **asking sentences** about the picture.

Extension

Asking sentences are called **questions**. Write a possible question to each of these answers.

- 1 My favourite radio show.
- 2 We are leaving at 6 o'clock.
- 3 Chess club is on Tuesday.
- 4 We are having pizza and chips for tea.



TIP

Describing words are called **adjectives**.

Describing words tell us more about a person or a thing. Describing words make sentences more interesting.



We can write about the picture like this:

The waves tossed the ship.

This is a more interesting sentence, using describing words.


The **huge** waves tossed the **battered** ship.

Focus

Choose a **describing word** from the box to make each sentence more interesting. Write the sentences in your book.

old muddy little wooden

- 1 The book is torn.
- 2 The man climbs out of the ditch.
- 3 The fire is burning the house.
- 4 The kitten has hurt itself.



Practice

Use **describing words** of your own to make these sentences more interesting.

- 1 The balloon is in the sky.



- 2 The tiger lives in the jungle.



- 3 The man has a stick.




- 4 The boy is making a tree house.



Extension

Copy and finish these sentences with two **describing words**.

- 1 The _____, _____ snake lay in the sun.



- 2 My _____, _____ coat needs a wash.



- 3 The _____, _____ car raced to the finish line.





Check-up 2

Writing sentences

Copy these **sentences**.

Add the **capital letters** and **full stops**.


1 he will go to see the football match



2 there is no post today



3 here is the book you wanted



Questions


Which of these are **questions**?

Write the questions with **question marks**.

1 Is it cold



2 The weather is fine



3 Will I need an umbrella



Naming words

Write the **naming words** from each of these sentences.

1 Put the cup on the table.



2 I have my book and pen.



3 Can you find the shoes?




Doing words

Write a sentence using each of these **doing words**.



1 walk



2 hunts



3 eat



4 shouts



5 write



6 runs

Special naming words



Write the **special naming words** with **capital letters**.



wave

greg

barn



george


card

mrs pope

akram

nita

parrot



mr lee

kim

farm




Describing words

A Write the **describing words** from these sentences.

1 This is a steep hill.

2 These are hard sums.

3 It is a dark night.



B Write a sentence using each of these **describing words**.

1 small

2 tall

3 fresh

4 best

5 dusty

6 flat



Nelson Grammar International

The *Nelson Grammar International* series provides a fully structured and progressive course for teaching and learning grammar skills. It is designed for easy use in the classroom by teacher and children. The course carefully builds children's grammar knowledge, skills and confidence to enable its wider application in all their work.

Nelson Grammar International Pupil Book 2 provides a range of attractively illustrated activities for children aged 6–7. Within each unit, there are three levels of differentiation:

Focus: for all children in the class

Practice: for most children to embed the grammatical skill

Extension: activities to challenge the most able children

The *Nelson Grammar International* series includes the following components:

Pupil Book 1	978 1 4085 0853 4	Workbook 1 (pack of 10)	978 1 4085 0866 4
Pupil Book 2	978 1 4085 0854 1	Workbook 2 (pack of 10)	978 1 4085 0867 1
Pupil Book 3	978 1 4085 0855 8	Workbook 3 (pack of 10)	978 1 4085 0868 8
Pupil Book 4	978 1 4085 0856 5	Workbook 4 (pack of 10)	978 1 4085 0869 5
Pupil Book 5	978 1 4085 0857 2	Workbook 5 (pack of 10)	978 1 4085 0870 1
Pupil Book 6	978 1 4085 0858 9	Workbook 6 (pack of 10)	979 1 4085 0871 8
Teacher's Book	978 1 4085 0865 7		