



Nelson Grammar International

Workbook 1



Wendy Wren Sarah Lindsay
Series Editor: John Jackman

OXFORD



Nelson Grammar International Workbook 1

Contents

Unit 1	Small letters	3
Unit 2	Capital letters	4
Unit 3	The alphabet	5
Unit 4	Naming words	6
Unit 5	Describing words	7
Unit 6	Doing words	8
Unit 7	Naming words	9
Unit 8	Special naming words	10
Unit 9	Describing words	11
Unit 10	Doing words	12
Unit 11	Naming words and describing words	13
Unit 12	Writing sentences	14
Unit 13	Questions	15

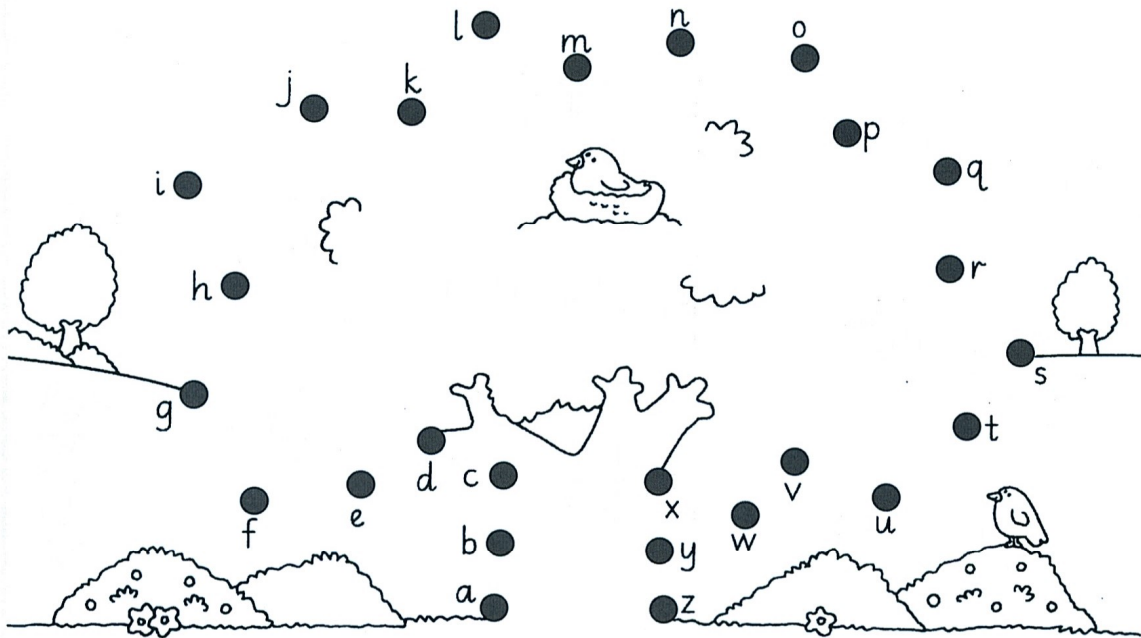
a b c d e f g h i j k l m
n o p q r s t u v w x y z

A

Make the picture.

Join the **small letters** in order.

Start with letter 'a'.



B

Fill in the missing **small letters**.

a	—	c	—	e	—
g	—	i	—		
k	—	m	—	o	—
q	—	s	—		
u	—	w	—	y	—

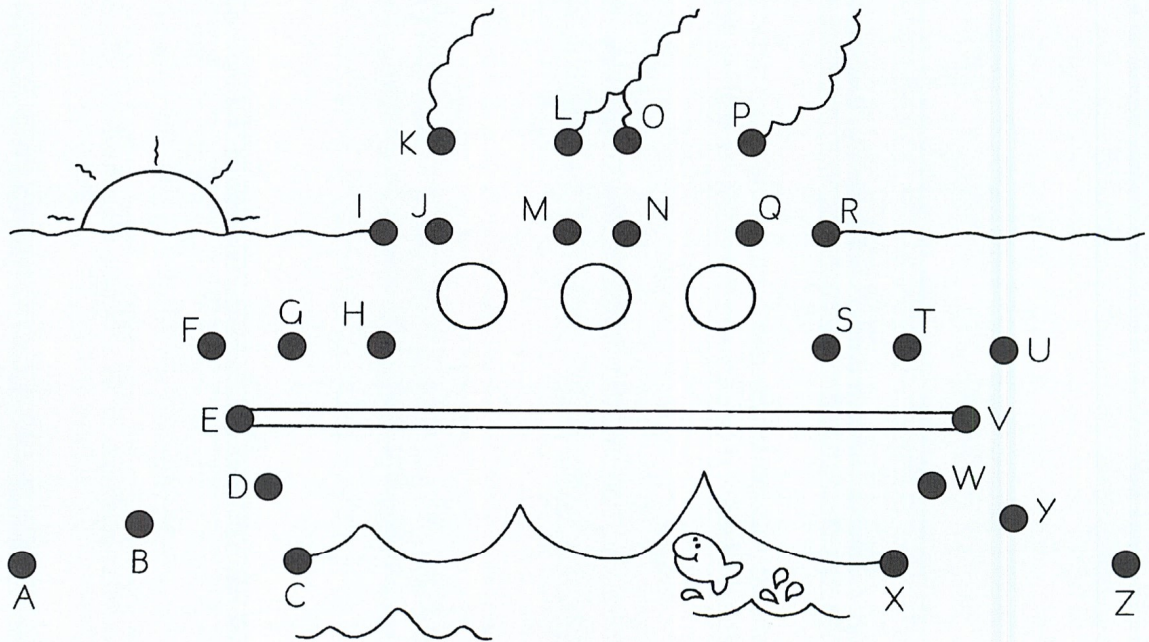
A B C D E F G H I J K L M
N O P Q R S T U V W X Y Z

A

Make the picture.

Join the **capital letters** in order.

Start with letter 'A'.




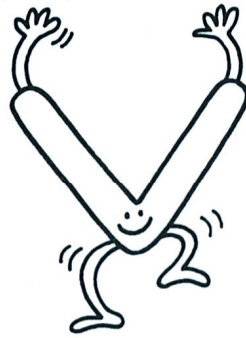


B

Fill in the missing capital letters.

—	B	—	D	—	F
—	—	H	—	J	—
—	L	—	N	—	P
—	—	R	—	T	—
—	V	—	X	—	Z





A Fill in the missing letters.

a _ _ _ e _ _ _ g _ _ _ j
 k _ _ _ o _ _ _ q _ _ _ t
 u _ _ _ y _ _ _



B Which letters come after these?

E _ _ X _ _ U _ _
 B _ _ M _ _ G _ _



Write the **naming words** by the pictures.

bed

ant

tree

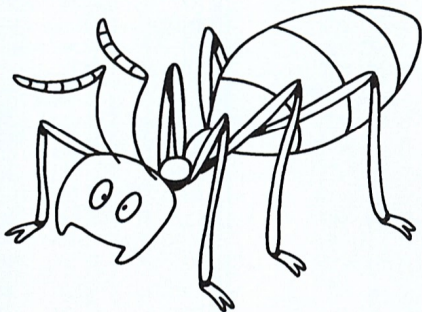
bird

1

.....




2



.....

3

.....



4





.....

Choose the right describing words.



cold
hot

1




big
small

2



old
young

3



long
short

4

Copy the **doing words**.

Draw a line to join each word with the right picture.

hitting



drinking



eating



posting



banging



packing




Unit
7

Naming words

Find these things in the picture.

gate box man tree door van shed

Write the **naming words**.



A

Put the right name with the right picture.

Alex is tall.

Hannah is old.

Jimmy is a baby.

Mick is sitting.



1



2



3




4

B

Write two names that start with 'S'.

Copy the **describing words**.
Draw a line to the right picture.

old



round



fat



long



small



thin



Add the missing **doing words**.

locking


mopping

cutting

hitting



1 He is
the ball.



2 She is
the door.



3 She is
the paper.

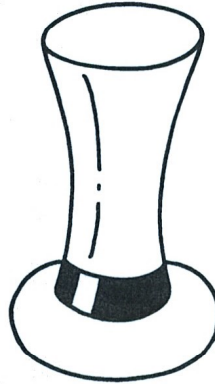



4 He is
the floor.




A Add a naming word.

1 the big



2  the sleepy


3 the fluffy



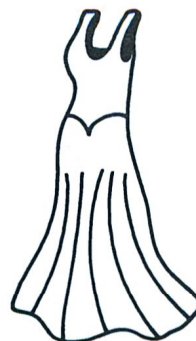
B Add a describing word.

1 the clothes



2  the mouse


3 the dress



Finish the sentences.



1 The
is in the



2 The
is in the



3 The
is on the



4 The
is on the

Finish the questions.
Use the words from the box.

play
happy
crying
sock

1 Are you



2



Do you want to

3

Is this your



4



Do you feel



Nelson Grammar International

The *Nelson Grammar International* series provides a fully structured and progressive course for teaching and learning grammar skills. It is designed for easy use in the classroom by teacher and children. The course carefully builds children's grammar knowledge, skills and confidence to enable its wider application in all their work.

Nelson Grammar International Workbook 1 provides a range of attractively illustrated activities for children to support and extend the teaching and differentiated activities in *Pupil Book 1*.

The *Nelson Grammar International* series includes the following components:

Pupil Book 1	978 1 4085 0853 4	Workbook 1 (pack of 10)	978 1 4085 0866 4
Pupil Book 2	978 1 4085 0854 1	Workbook 2 (pack of 10)	978 1 4085 0867 1
Pupil Book 3	978 1 4085 0855 8	Workbook 3 (pack of 10)	978 1 4085 0868 8
Pupil Book 4	978 1 4085 0856 5	Workbook 4 (pack of 10)	978 1 4085 0869 5
Pupil Book 5	978 1 4085 0857 2	Workbook 5 (pack of 10)	978 1 4085 0870 1
Pupil Book 6	978 1 4085 0858 9	Workbook 6 (pack of 10)	979 1 4085 0871 8
Teacher's Book	978 1 4085 0865 7		

irlanguage

مرکز زبان ایرانیان