



Nelson Grammar International

Pupil Book 1






Wendy Wren Sarah Lindsay
Series Editor: John Jackman

OXFORD

Nelson Grammar International Pupil Book 1


irlanguage

Contents

 Unit 1	Small letters	2
Unit 2	Capital letters	4
Unit 3	The alphabet	6
Unit 4	Naming words	8
Unit 5	Describing words	10
Unit 6	Doing words	12
 Check-up 1	Units 1–6	14
Unit 7	Naming words	16
Unit 8	Special naming words	18
Unit 9	Describing words	20
Unit 10	Doing words	22
Unit 11	Naming words and describing words	24
Unit 12	Writing sentences	26
Unit 13	Questions	28
 Check-up 2	Units 7–13	30

These letters make up our **alphabet**.
These are **small letters**:


a b c d e f g h i j k l m
n o p q r s t u v w x y z



ant



bee



cat


Focus

TIP

This is our
alphabet.

Copy the **small letters** in your book.

a _ b _ c _ d _
e _ f _ g _ h _
i _ j _ k _ l _
m _ n _ o _ p _
q _ r _ s _ t _
u _ v _ w _ x _
y _ z _



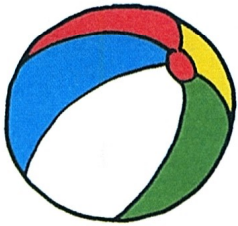
Practice

TIP


To help find the letter, say the words out loud.

Look at these pictures.
Write the first letter of each thing.
Choose the right letter from the box.

t m b h z j c s f



1 —




2 —



3 —




4 —



5 —



6 —



7 —



8 —




9 —

These letters make up our **alphabet**.

These are **capital letters**:


A B C D E F G H I J K L M
N O P Q R S T U V W X Y Z



Apple



Bear



Car

Focus

Copy the **capital letters** in your book.

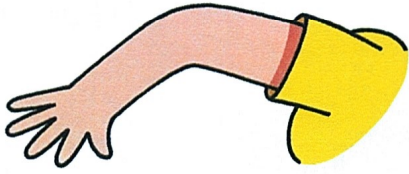
A _ B _ C _ D _
E _ F _ G _ H _
I _ J _ K _ L _
M _ N _ O _ P _
Q _ R _ S _ T _
U _ V _ W _ X _
Y _ Z _




Practice

Copy the words.

Write the words using **capital letters**.




1 arm ARM




2 car _____




3 girl _____



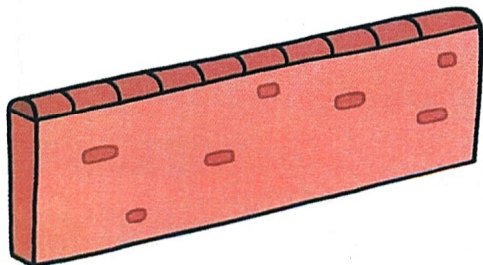
4 log _____




5 rat _____



6 sea _____



7 wall _____



8 goat _____

These letters make up our **alphabet**.

These are small letters:

a b c d e f g h i j k l m
n o p q r s t u v w x y z




These are capital letters:

A B C D E F G H I J K L M
N O P Q R S T U V W X Y Z

Focus

Answer these questions.
Write the letters in your book.

- 1 What letter comes before 'w'?
- 2 What letter comes after 'g'?
- 3 What is the first letter of the alphabet?
- 4 What is the last letter of the alphabet?
- 5 What letter comes before 'm'?



TIP

These are
small letters.

Use the alphabet on page 6 to help you.


A

These words have mixed capital letters and small letters.

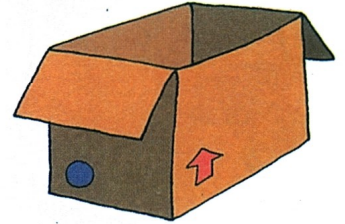
Write the words using only **small letters**.




1 wEt




2 hiLL



3 boX



4 sOck



5 DUCK



6 juG

B

Now can you write the words using only **capital letters**?

1 wEt

2 hiLL

3 boX

4 sOck

5 DUCK


6 juG




TIP

Nouns tell us the names of things.


These words are **naming words**.
They are called **nouns**.



sweet



tree




cat

Focus

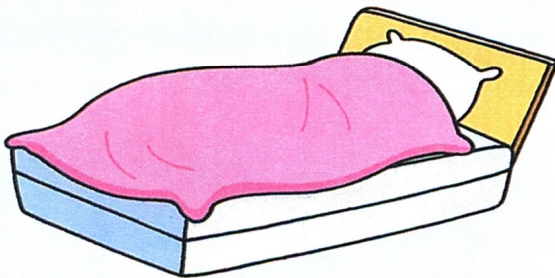
Copy the **naming words**.
Add the missing letter.




1 _nt



2 _un



3 _ed



4 _ow

Practice

Look at this picture carefully.

irlanguage



Copy the words you can see in the picture.

car

cat

bin

moon

hat

ball

cow

rug

ant

book

boy

cup

TIP

Describing words are called adjectives.

These words tell us more about a person or thing. They are **describing words**.



a **small** mouse




a **black** horse

مجموعه زبان ایرانیان

Focus


Write the word that tells us more about each picture.

fat small thin tall



1

.....




2

.....



3

.....




4

.....


Practice

Look at these pictures.


Copy the **describing word** in each sentence.




1 This is a red flower.



2 This is a yellow balloon.



3 This is a blue book.



4 This is a green hat.



5 This is a black bird.



6 This is a brown cat.



TIP

Doing words are called verbs.

These words are **doing words**.
They tell us what people are **doing**.



hopping



hitting



cutting

Focus

What are these people **doing**?
Choose a word from the box.
Write it in your book.

licking kicking
yelling waving



1 y _____



2 w _____



3 l _____



4 k _____

Look at the pictures carefully.

What are these people **doing**?
Choose a word from the box.
Write it in your book.

sleeping

eating

reading

running

singing

1 What is the girl doing?

.....



2 What is the boy doing?

.....



3 What is the woman doing?

.....



4 What is the baby doing?

.....



5 What is the man doing?

.....





Check-up 1

مرجع زبان ایرانیان

The alphabet

Fill in the missing letters.

a _ c d _ f _ h _ _ k l m
 _ o p _ r _ t u _ w x _ z


Naming words

Write the naming words.


sheep donkey bird hen




1 b _____



2 s _____



3 d _____



4 h _____

Describing words

Copy the describing words.



1 small mouse



2 big man



3 angry tiger



4 soft bed



5 sad clown



6 red hat

Doing words

What are the people **doing**?
Choose a word from the box.

riding crying
running climbing



1 c _____



2 r _____



3 r _____




4 c _____

TIP

Look! All these
naming words
rhyme.


These words are **naming words**.
They tell us the **names** of things.



bat



hat

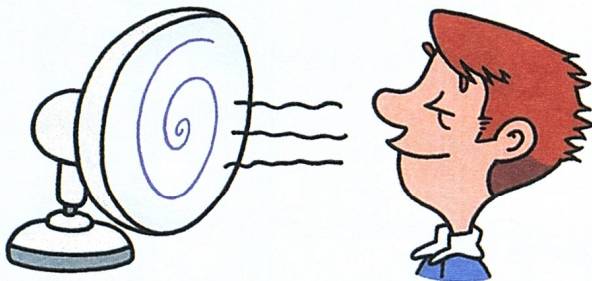


cat

Focus


Copy the **naming words**.
Add a naming word that rhymes.

1




fan _an

2



frog _og

3




hen _en

Practice

Look at the pictures.

Write three **naming words** that start with the same letter.

1




C

C

C

2




d

d

d

3



b

b

b

Special naming words begin with capital letters.

Names of people are special naming words.



Tom



Jasmin

Names of pets are special naming words.



Tigger



Snowy

Focus

Write these **special naming words** in your book.

- 1 Your name.
- 2 The name of your friend.
- 3 The name of your teacher.
- 4 The name of a pet.
- 5 The name of where you live.

TIP

Special naming words begin with capital letters.




Practice

TIP

Remember the capital letters.

What names would you give these pets?
Think of a **special naming word** for each pet.
Write them in your book.



1




2




3



4



5




6

These words are **describing words**.
Describing words tell us more about a person or thing.

TIP

Describing words are called **adjectives**.

a **red** pena **hot** drink

Focus

Write a letter to finish each word.
Write the words in your book.

TIP

Add a letter to make a **describing word**.



1 a fa__cat




2 a __ig sack



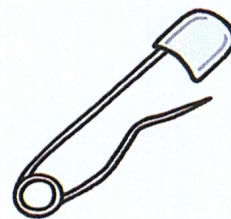
3 a sa__boy



4 a gr__en hat



5 a __et day



6 a ben__pin

Practice

TIP

Think of what each thing looks like.

Look at this picture.



Choose a word from the box that tells us about the things in the picture.

- 1 a jelly
- 2 a present
- 3 a cake
- 4 a hat
- 5 a balloon

red
paper
birthday
big
green

TIP

They tell us what people or animals are **doing**.


These words are **doing words**.



driving



digging




pecking

Focus

What are the animals doing?
The words are in the box.
Write the words in your book.

scratching hopping
playing roaring



1

.....




2

.....



3

.....




4

.....

Practice

What can each animal do?
Copy the right word.

1




shout

fly

2

swim

walk



3




hunt

bark

4

climb


jump



These words tell us the names of things.



a **flower**



a **chair**

TIP

These are
naming words.

These words tell us more about a person or thing.



a **pink** flower



an **old** chair


TIP

These are
describing words.

Focus

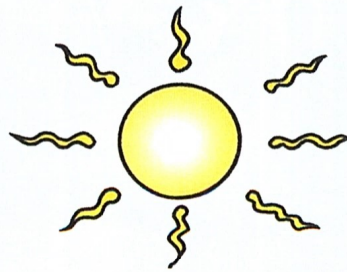
Look at these pictures. Copy the right words.

1




small bird
big tree
old man

2



cold day
hot sun
thin frog

3



small ant
big fly
little cat

Practice

Look at the pictures.

Choose the right words to write about the pictures.

Describing words

striped dirty

broken wet

Naming words

cat

coat

ball


toy

1



a

2




a

3



a

4



a

TIP

Sentences must
make sense.

A **sentence** starts with a **capital letter**.
A sentence usually ends with a **full stop**.



The man is eating.




The cat is asleep.

Focus

Copy the **sentences**.
Add the missing words from the box.

rabbit jumping grass cat


1 The looked at
a bird.




2 Sam played with the



3 A little lamb was




4 The cow was eating



Copy these **sentences**.

Add in the missing **capital letters** and **full stops**.


1



the sheep were
eating grass

2

i love brushing
the pony



3



ayesha is scared
of spiders

4


we stroke the rabbit



TIP

Asking sentences are called **questions**.

Some sentences **ask us something**.
Asking sentences end with a **question mark**.



Can I have a cat?



Where is my cap?

Focus

TIP

Draw some **question marks**.

Copy the sentences.
Add the missing **question marks**.

1 What time is it



2

Where are you




3

Why are you red




Watch out!
Some are just
sentences.

Copy the **questions**.





Check-up 2



Special naming words

Copy the **special naming words**.


horse Amil Kelly jug hen hat

Chad Dan door fish Zoe

Describing words

Write the **describing words**.

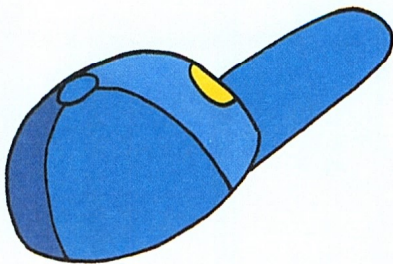
blue steep small pretty




1 a hill



2 a dress



3 a cap




4 a bird

Doing words

Copy the right **doing words**.

1



climb
sit

2



walk
run

3



read
write

4



shout
sing

Naming words and describing words

Choose the right words to write about the pictures.

Describing words

tall hot smelly shiny

Naming words


sock medal boy tree




1 a



2 a



3 a



4 a

Sentences and questions

A Copy these **sentences**.

Add in the missing **capital letters** and **full stops**.

1 it is pouring with rain

2 i am walking in the
wind

3 i am splashing in the
puddle


4 my clothes are wet
and muddy

B Copy the **questions**.



1 Jacob walks to school.

2 Can you see me?



3 Where is my book?

4 Sarah rides her bike.



Nelson Grammar International

The *Nelson Grammar International* series provides a fully structured and progressive course for teaching and learning grammar skills. It is designed for easy use in the classroom by teacher and children. The course carefully builds children's grammar knowledge, skills and confidence to enable its wider application in all their work.

Nelson Grammar International Pupil Book 1 provides a range of attractively illustrated activities for children aged 5–6. Within each unit, there are two levels of differentiation:

Focus: for all children in the class

Practice: for most children to embed the grammatical skill

The *Nelson Grammar International* series includes the following components:

Pupil Book 1	978 1 4085 0853 4	Workbook 1 (pack of 10)	978 1 4085 0866 4
Pupil Book 2	978 1 4085 0854 1	Workbook 2 (pack of 10)	978 1 4085 0867 1
Pupil Book 3	978 1 4085 0855 8	Workbook 3 (pack of 10)	978 1 4085 0868 8
Pupil Book 4	978 1 4085 0856 5	Workbook 4 (pack of 10)	978 1 4085 0869 5
Pupil Book 5	978 1 4085 0857 2	Workbook 5 (pack of 10)	978 1 4085 0870 1
Pupil Book 6	978 1 4085 0858 9	Workbook 6 (pack of 10)	979 1 4085 0871 8
Teacher's Book	978 1 4085 0865 7		

این مجموعه با لوگوی مرجع زبان ایرانیان به صورت نشر بر خط و حامل به ثبت رسیده است. کپی برداری از آن خلاف شرع، قانون و اخلاق است و شامل پیگرد خواهد بود.