

EVOLVE

TEACHER'S EDITION

Genevieve Kocienda, Gareth Jones, Gregory J. Manin,
Wayne Rimmer, Katy Simpson, and Raquel Ribeiro dos Santos

2

with teacher development by Amanda French,
Craig Thaine, and Alex Tilbury

CAMBRIDGE
UNIVERSITY PRESS

University Printing House, Cambridge CB2 8BS, United Kingdom
One Liberty Plaza, 20th Floor, New York, NY 10006, USA
477 Williamstown Road, Port Melbourne, VIC 3207, Australia
314-321, 3rd Floor, Plot 3, Splendor Forum, Jasola District Centre, New Delhi – 110025, India
79 Anson Road, #06-04/06, Singapore 079906

Cambridge University Press is part of the University of Cambridge.
It furthers the University's mission by disseminating knowledge in the pursuit of education,
learning and research at the highest international levels of excellence.

www.cambridge.org
Information on this title: www.cambridge.org/9781108405164

© Cambridge University Press 2019

It is normally necessary for written permission for copying to be obtained *in advance* from a publisher.
The worksheets, role play cards, tests, and tapescripts at the back of this book are designed to be copied and
distributed in class. The normal requirements are waived here and it is not necessary to write to Cambridge
University Press for permission for an individual teacher to make copies for use within his or her own classroom.
Only those pages that carry the wording '© Cambridge University Press' may be copied.

First published 2019

20 19 18 17 16 15 14 13 12 11 10 9 8 7 6 5 4 3 2 1

Printed in Dubai by Oriental Press

A catalogue record for this publication is available from the British Library

ISBN 978-1-108-40524-9 Student's Book
ISBN 978-1-108-40505-8 Student's Book A
ISBN 978-1-108-40917-9 Student's Book B
ISBN 978-1-108-40526-3 Student's Book with Practice Extra
ISBN 978-1-108-40506-5 Student's Book with Practice Extra A
ISBN 978-1-108-40919-3 Student's Book with Practice Extra B
ISBN 978-1-108-40898-1 Workbook with Audio
ISBN 978-1-108-40863-9 Workbook with Audio A
ISBN 978-1-108-41192-9 Workbook with Audio B
ISBN 978-1-108-40516-4 Teacher's Edition with Test Generator
ISBN 978-1-108-41065-6 Presentation Plus
ISBN 978-1-108-41202-5 Class Audio CDs
ISBN 978-1-108-40788-5 Video Resource Book with DVD
ISBN 978-1-108-41446-3 Full Contact with DVD
ISBN 978-1-108-41153-0 Full Contact with DVD A
ISBN 978-1-108-41412-8 Full Contact with DVD B

Additional resources for this publication at www.cambridge.org/evolve

Cambridge University Press has no responsibility for the persistence or accuracy
of URLs for external or third-party internet websites referred to in this publication,
and does not guarantee that any content on such websites is, or will remain,
accurate or appropriate. Information regarding prices, travel timetables, and other
factual information given in this work is correct at the time of first printing but
Cambridge University Press does not guarantee the accuracy of such information
thereafter.

ACKNOWLEDGMENTS

To our student contributors, who have given us their ideas and their time, and who appear throughout this book:

Alessandra Avelar, Brazil; Noemi Irene Contreras Yañez, Mexico; Celeste María Erazo Flores, Honduras; Caio Henrique Gogehnan, Brazil; Lorena Martos Ahijado, Spain; Allison Raquel, Peru; Seung Geyoung Yang, South Korea.

And special thanks to Katy Simpson, teacher and writer at myenglishvoice.com; and Raquel Ribeiro dos Santos, EFL teacher, EdTech researcher, blogger, and lecturer.

Authors' Acknowledgments:

The authors and publishers acknowledge the following sources of copyright material and are grateful for the permissions granted. While every effort has been made, it has not always been possible to identify the sources of all the material used, or to trace all copyright holders. If any omissions are brought to our notice, we will be happy to include the appropriate acknowledgments on reprinting and in the next update to the digital edition, as applicable.

Text:

Student's Book: Charles P. Gerba for the text on p. 98 from "Hidden dangers in your office" by Dan Townsend, Express Newspapers website, 12.06.2007. Copyright © Charles P. Gerba. Reproduced with kind permission; The Atlantic Media Co. for the text on p. 104 from "A Musician Afraid of Sound" by Janet Horvath, 20.10.2015. Copyright © 2015 The Atlantic Media Co., as first published in the Atlantic Magazine. All rights reserved. Distributed by Tribune Content Agency.

Photos:

Key: B = Below, BG = Background, BL = Below Left, BR = Below Right, C = Center, CL = Center Left, CR = Center Right, L = Left, R = Right, T = Top, TC = Top Center, TL = Top Left, TR = Top Right.

The following photographs are sourced from Getty Images.

Student's Book: p. 1: Artur Debat/Moment; p. 2 (Cecilia): Juanmonino/iStock/Getty Images Plus; p. 2 (students); p. 94 (woman jewelry): PeopleImages/DigitalVision; p. 2 (Marta): Imanol Lopez/EyeEm; p. 2 (siblings): Michael Prince/Corbis; p. 2 (crowd): John Lund/Blend Images; p. 2 (Marcos): Anthony Charles/Cultura; p. 6 (BL): shapecharge/E+; p. 6 (BR): PeopleImages/E+; p. 7: pixelFit/E+; p. 9, p. 18 (photo a), p. 29 (B), p. 62 (photo c), p. 94 (advb taxi): Bloomberg; p. 10, 20, 30, 42, 52, 62, 74, 84, 94, 106, 116, 126: Tom Merton/Caiaimage; p. 10 (twins): James Woodson/Photodisc; p. 10 (costumes): John Lund/Sam Diephuis/Blend Images; p. 10 (graduates): kai9/E+; p. 10 (cooking): Scott T. Smith/Corbis Documentary; p. 11: Geber86/E+; p. 12: 12 Magazine/Future; p. 13: LucaZola/Photographer's Choice; p. 14 (calendar): Iserg/iStock/Getty Images Plus; p. 14 (document): Lumpynoodles/Digital Vision Vectors; p. 14 (headphones): deepblue4you/iStock/Getty Images Plus; p. 14 (keyboard): einegraphic/iStock/Getty Images Plus; p. 14 (mouse): jlltd/DigitalVision Vectors; p. 14 (notepad notes): ctermic/iStock/Getty Images Plus; p. 14 (electrical outlet): kostsov/iStock/Getty Images Plus; p. 14 (screen): tovovan/iStock/Getty Images Plus; p. 14 (spine): Irina Kit/iStock/Getty Images Plus; p. 14 (wife): Amin Yusifov/iStock/Getty Images Plus; p. 14 (park): Maremagnum/Photolibary; p. 14 (coffee shop): monkeybusinessimages/iStock/Getty Images Plus; p. 14 (suburban train): VCG/Visual China Group; p. 16, p. 57, p. 86 (necklace): Jose Luis Pelaez Inc/Blend Images/Getty Images Plus; p. 17, p. 68 (drinking coffee), p. 121: Westend61; p. 18 (photo b): Ron Dahlquist/Perspectives; p. 18 (photo c): Endre Majoros/EyeEm; p. 18 (photo d): Sharon Mccutcheon/EyeEm; p. 18 (photo e): Oli Scarff/Getty Images News; p. 19 (photo a): RedlineVector/iStock/Getty Images Plus; p. 19 (photo b): RaStudio/iStock/Getty Images Plus; p. 19 (photo c): LCOSMO/iStock/Getty Images Plus; p. 19 (person standing): gece33/E+; p. 20 (teenager): XiXinXing/iStock/Getty Images Plus; p. 20 (female 20s): Dimitri Otis/Taxi; p. 20 (aged female), (male 20s), p. 30 (tennis), p. 90 (TR), p. 96: Hero Images; p. 21: Paul Gilham/Getty Images Sport; p. 22 (team): sampics/Corbis Sport; p. 22 (fans): Africalimages/iStock/Getty Images Plus; p. 22 (score), p. 69 (food truck): Wavebreakmedia/iStock/Getty Images Plus; p. 22 (tennis court): David Madison/Photographer's Choice; p. 22 (soccer field): Arctic-Images/DigitalVision; p. 22 (swimming pool): ewg3D/E+; p. 22 (female athlete): Syldavia/iStock/Getty Images Plus; p. 22 (race): Michael H/Taxi Japan; p. 22 (gym): Matthew Leete/Digital Vision; p. 22 (ball net): AFP; p. 22 (3d ball): evrenselbaris/Digital Vision Vectors; p. 22 (3d tennis): medobear/Digital Vision Vectors; p. 24 (photo a): Buda Mendes/Getty Images Sport; p. 24 (photo b): Julian Finney/Getty Images Sport; p. 24 (photo c): Adam Pretty/Getty Images Sport; p. 26 (TR): Kevoork Djanszian/Getty Images News; p. 26 (TL): Portland Press Herald; p. 28 (bike riding), p. 30 (basketball): Thomas Barwick/Taxi; p. 28 (bike station): agcuesta/iStock Editorial/Getty Images Plus; p. 29 (black male), p. 68 (tasting): JGI/Jamie Grill/Blend Images; p. 29 (old male): Marc Romanello/Blend Images; p. 29 (white couple): Plume Creative/DigitalVision; p. 29 (white female): Dougal Waters/Digital Vision; p. 29 (white couple): Giorgio Fochesato/Photographer's Choice; p. 29 (TR): konradlew/E+; p. 30 (running track): Yellow Dog Productions/Iconica; p. 30 (swimming pool): Peter Cadz/The Image Bank; p. 30 (soccer): FatCamera/E+; p. 30 (park exercise): AlexSava/E+; p. 30 (mobile screen): Jonathan Daniel/Getty Images Sport; p. 32: Steve Debenport/E+; p. 33: PorasChaudhary/Stone; p. 35: Paul Bradbury/Caiaimage; p. 42 (cat): MASAO OTA/amana images; p. 42 (jewelry): Lisa Bennett/EyeEm; p. 42 (jar): kiboka/iStock/Getty Images Plus; p. 42 (candle): Nicklas Karlsson/EyeEm; p. 43, p. 62 (photo a): Hindustan Times; p. 46 (watch): Davies and Starr/The Image Bank; p. 46 (graduates): EMMANUEL DUNAND/AFP; p. 46 (new employee): MILATAS; p. 46 (couple): photosindia; p. 46 (couple baby): Chris Ryan/OJO Images; p. 46 (question mark): Kritchanut/iStock/Getty Images Plus; p. 46 (map): young84/iStock/Getty Images Plus; p. 46 (stethoscope): MicroVone/iStock/Getty Images Plus; p. 46 (trophy): Magnilion/Digital Vision Vectors; p. 51: ilbusca/E+; p. 52: Keystone/Hulton Archive; p. 54: Neville Elder/Corbis Historical; p. 56 (photo a): Gerard Fritz/Photographer's Choice; p. 56 (photo b): moodboard/Cultura; p. 56 (photo c): Antenna; p. 58 (electric store): jmalow/E+; p. 58 (pharmacy): JackF/iStock/Getty Images Plus; p. 58 (nail clipper): terex/iStock/Getty Images Plus; p. 58 (adaptor): costinc79/iStock/Getty Images Plus; p. 59: Prasatporn Nilikumhaeng/EyeEm; p. 60 (photo b): dmadrig/iStock/Getty Images Plus; p. 60 (photo c): Gregor Schuster/Photographer's Choice; p. 62 (photo b): Scott Olson/Getty Images News; p. 62 (photo d): ROLF VENNENBERND/DPA; p. 64: Steve Stringer Photography/Moment; p. 66 (jar): Elizabeth Watt/Photolibary; p. 66 (burger): LauriPatterson/E+; p. 66 (lettuce): Suzifoo/E+; p. 66 (chilli): Max2611/iStock/Getty Images Plus; p. 66 (strawberry): Samuel Jimenez/EyeEm; p. 66 (cereal): David Marsden/Photolibary; p. 66 (yogurt): Photoevent/E+; p. 66 (jam): Andy Crawford; p. 66 (corn): Diana Miller/Cultura; p. 66 (noodles): JTB Photo/Universal Images Group Editorial; p. 66 (pasta): SvetlanaK/iStock/Getty Images Plus; p. 66 (salmon): Science Photo Library; p. 66 (avocado): Creative Crop/Photodisc; p. 66 (salt mill): Maximilian Stock Ltd./Photolibary; p. 68 (egg): RyersonClark/iStock/Getty Images Plus; p. 68 (roast): StockFood; p. 68 (fish): yuriz/iStock/Getty Images Plus; p. 68 (raw): ShyMan/E+; p. 68 (vegetables): Cristian Bortes/EyeEm; p. 68 (chilli): DianePeacock/E+; p. 68 (burgers grill): AVNphotolab/iStock/Getty Images Plus; p. 68 (eating lemon): Daniel Day/The Image Bank; p. 69 (meat): Tetra Images; p. 70: BROOK PIFER/Taxi; p. 71: Eerik/E+; p. 73: Monty Rakusen/Cultura; p. 74 (meat): Jupiterimages/Stockbyte; p. 74 (cakes): DragonImages/iStock/Getty Images Plus; p. 74 (salad): fcafodotdigital/iStock/Getty Images Plus; p. 75: Andrew Holt/The Image Bank; p. 76 (Deborah): Peathegee Inc/Blend Images; p. 76 (nico): heres2now.com/Moment; p. 76 (apartment): janeff/iStock/Getty Images Plus; p. 77 (opera house): Danita Delimont/Gallo Images; p. 77 (sugarloaf): Eduardo Garcia/Photographer's Choice; p. 77 (Golden Bridge): Joaanna Reyes/EyeEm; p. 77 (Coliseum): Michael Duva/The Image Bank; p. 77 (Independence Monument): Jeremy Woodhouse/Photodisc; p. 77 (Mt. Fuji): I love Photo and Apple./Moment; p. 80: andres/E+; p. 81: Roberto Machado Noa/LightRocket; p. 82 (man airport): Dana Neely/The Image Bank; p. 82 (woman airport): Hinterhaus Productions/Taxi; p. 83: kison pascal/Moment; p. 84 (theme park): Lou Jones/Lonely Planet Images; p. 84 (market): Linka A Odum/Taxi; p. 84 (event): GDT/The Image Bank; p. 85: DreamPictures/Vstock/Blend Images; p. 86 (boys tie): Steve Hix/Corbis; p. 86 (stylish): KristinaJovanovic/iStock/Getty Images Plus; p. 86 (socks): Laura Doss/Corbis/Getty Images Plus; p. 86 (bracelet): John Warburton-Lee/AWL Images; p. 86 (formals): Dave and Les Jacobs/Blend Images; p. 86 (20s man): Compassionate Eye Foundation/Hero Images/Taxi; p. 87: PeopleImages/E+; p. 88: Mark Hall/The Image Bank; p. 89: Jonathan Oswaldo Enriquez Huerta/EyeEm; p. 90 (TL): Nick David/Taxi; p. 91 (shirts): Gusto Images/Photodisc; p. 91 (shoes): Jan Ström/The Image Bank; p. 91 (sunglasses): Koukichi Takahashi/EyeEm; p. 92 (photo a): Uberlimages/iStock/Getty Images Plus;

p. 92 (photo b): Car Culture/Car Culture * Collection; p. 92 (photo c): Christian Nittinger/EyeEm; p. 92 (photo d): Monashee Frantz/OJO Images; p. 94 (woman headphones): valentinsrusanov/E+; p. 97: Harith Samarawickrama/Moment Open; p. 98 (chef): Jose Luis Pelaez Inc/Blend Images; p. 98 (therapist): BSIP/Universal Images Group; p. 98 (mechanic): Jamie Garbutt/The Image Bank; p. 98 (architect): Letizia Le Fur/ONOKY; p. 98 (paramedic): LPET TET/E+; p. 98 (lawyer): RichLegg/E+; p. 98 (bacteria): Science Stills/Visuals Unlimited, Inc./Visuals Unlimited; p. 99: Stephanie Maze/Corbis Documentary; p. 101: Bill Varie/Corbis; p. 102: Brian Pieters/The Image Bank; p. 103 (band aid): wabeno/iStock/Getty Images Plus/wabeno; p. 103 (band aid): Peter Dazeley/Photographer's Choice and Daniel Sambrano/EyeEm; p. 104: sot/Taxi; p. 106 (cops): LukaTDB/iStock/Getty Images Plus; p. 106 (cooking): Jon Feingersh/Blend Images; p. 106 (renovation): GeorgePeters/iStock/Getty Images Plus; p. 106 (backpacker): Auscape/Universal Images Group; p. 107: milos-kreckovic/iStock/Getty Images Plus; p. 108 (Elena): Antonio_Diaz/iStock/Getty Images Plus; p. 108 (Maria): Blend Images - Frida Marquez/Brand X Pictures; p. 109: Anadolu Agency; p. 110 (male): michaelpuche/iStock/Getty Images Plus; p. 110 (young female): Sandeep Kapoor/EyeEm; p. 110 (old female): Shannon Fagan/Taxi; p. 111: AntonioGuillem/iStock/Getty Images Plus; p. 112 (broken phone): Ariel Skelley/DigitalVision; p. 112 (selfie): Betsie Van Der Meer/Taxi; p. 113: martinedoucet/E+; p. 116 (girl): JohnnyGreig/E+; p. 116 (food): mediaphotos/E+; p. 116 (tutorial): fstop123/E+; p. 117: Mint Images - Frans Lanting/Mint Images; p. 118 (wet): Tim Robbins/Taxi; p. 118 (cold): Atilla Kocsis/EyeEm; p. 118 (hot): Karwai Tang/WireImage; p. 118 (stormy): john finney photography/Moment; p. 118 (extreme): Scott B Smith Photography/Photolibary; p. 119: Christopher Wirth/EyeEm; p. 120 (Quitto): Reinier Snijders/EyeEm; p. 120 (tortoise): Antonio Salinas L./Moment; p. 122 (mobile): Bill Diodato/Corbis Documentary; p. 122 (nature): John Turp/Moment; p. 123 (Jason Hawkes/The Image Bank); p. 124 (gardening): Beau Lark/Corbis/VCG; p. 124 (flower): Laizah Mae Tano/EyeEm; p. 125: Kory Rogers/EyeEm; p. 126 (beach): Jeremy Koreski/All Canada Photos; p. 126 (lake): Aimin Tang/Photographer's Choice; p. 126 (Rockies): TerenceLeazy/Moment; p. 141 (bottle): thumb/iStock/Getty Images Plus; p. 141 (cream): Anthony Lee/Caiaimage; p. 141 (umbrella): kaisphoto/E+; p. 141 (candy bar): Chee Siong Teh/EyeEm; p. 141 (tissue): Mimadeo/iStock/Getty Images Plus; p. 149 (black man): verity jane smith/Blend Images; p. 149 (white girl): T. Fuchs/Fonline; p. 149 (feet): baona/iStock/Getty Images Plus; p. 152 (photo a): fralo/iStock/Getty Images Plus; p. 152 (photo b): Gillian Henry/Moment; p. 152 (photo c): sara_winter/iStock/Getty Images Plus; p. 152 (photo d): Image Source/DigitalVision; p. 152 (photo e): Sam's photography/Moment; p. 157 (photo a): Coprid/iStock/Getty Images Plus; p. 157 (photo b): homeworks255/iStock/Getty Images Plus; p. 157 (photo c): LotusWorks/iStock/Getty Images Plus; p. 157 (photo d): bergamont/iStock/Getty Images Plus; p. 157 (photo e): mbtaichi/iStock/Getty Images Plus; p. 160 (photo a): balyscanlon/Stockbyte; p. 160 (photo b): PC Plus Magazine/Future; p. 160 (photo c): elfinima/E+; p. 160 (photo d): AlexLMX/iStock/Getty Images Plus; p. 160 (photo e): Viktorus/iStock/Getty Images Plus. **Teacher's Book:** T-X: Steve Debenport/E+; p. T-xviii: Westend61; T-Xix: JohnnyGreig/E+; p. T-141 (bottle): thumb/iStock/Getty Images Plus; p. T-141 (lotion): Anthony Lee/Caiaimage; p. T-141 (umbrella): kaisphoto/E+; p. T-141 (hairbrush): wasansot/iStock/Getty Images Plus; p. T-141 (candy): Chee Siong Teh/EyeEm; p. T-141 (tissue): Mimadeo/iStock/Getty Images Plus; p. T-149 (CL): verity jane smith/Blend Images; p. T-149 (TC): T. Fuchs/Fonline; p. T-149 (TR): baona/iStock/Getty Images Plus; p. T-152 (photo a): fralo/iStock/Getty Images Plus; p. T-152 (photo b): Gillian Henry/Moment; p. T-152 (photo c): sara_winter/iStock/Getty Images Plus; p. T-152 (photo d): Image Source/DigitalVision; p. T-152 (photo e): Sam's photography/Moment; p. T-188 (desktop 1): Devonyu/iStock/Getty Images Plus; p. T-188 (desktop 2): enot-poloskun/E+; p. T-188 (keyboard 1): rsm/E+; p. T-188 (keyboard 2): Stockbyte; p. T-188 (laptop 1): pagadesign/E+; p. T-188 (laptop 2): DIMUSE/E+; p. T-188 (headphone 1): Reload_Studio/iStock/Getty Images Plus; p. T-188 (headphone 2): saiko3p/iStock/Getty Images Plus; p. T-188 (chair 1): carlosalvarez/iStock/Getty Images Plus; p. T-188 (chair 2): selensergen/iStock/Getty Images Plus; p. T-188 (desk 1): John_Kasawa/iStock/Getty Images Plus; p. T-188 (desk 2): imaginima/E+; p. T-188 (mouse 1), p. T-188, T-220 (mouse): Matte3D/iStock/Getty Images Plus; p. T-188 (mouse 2): Tim Hawley/Photographer's Choice; T-188 (telephone): code6d/E+; T-188 (mobile): scanrail/iStock/Getty Images Plus; p. T-194: ROMAOSLO/E+; p. T-197 (jar): Elizabeth Watt/Photolibary; p. T-197 (onion): bajinda/iStock/Getty Images Plus; p. T-197 (burger): LauriPatterson/E+; p. T-197 (lettuce): Suzifoo/E+; p. T-197 (chili): Max2611/iStock/Getty Images Plus; p. T-197 (strawberry): Samuel Jimenez/EyeEm; p. T-197 (cereal): David Marsden/Photolibary; p. T-197 (yogurt): Photoevent/E+; p. T-197 (jam): Andy Crawford; p. T-197 (corn): Diana Miller/Cultura; p. T-197 (noodles): JTB Photo/Universal Images Group Editorial; p. T-197 (pasta): Svetlanak/iStock/Getty Images Plus; p. T-197 (salmon): Science Photo Library; p. T-197 (avocado): Creative Crop/Photodisc; p. T-197 (salt, pepper): Maximilian Stock Ltd./Photolibary; p. T-198 (Sophie): Idea Images/DigitalVision; p. T-198 (Marco): Granger Wootz/Blend Images; p. T-198 (Susan): Julia Davila-Lampe/Moment; p. T-198 (Pablo): ajr_ images/iStock/Getty Images Plus; p. T-198 (Tanya): Michael Heim/EyeEm; p. T-198 (Greg): Jacqueline Veissid/Blend Images; p. T-199 (TR): Debrocke/ClassicStock/Archive Photos; p. T-199 (CR): beaucroft/iStock/Getty Images Plus; p. T-203: artisticco/iStock/Getty Images Plus; p. T-204: artisticco/iStock/Getty Images Plus; p. T-217 (photo a): DMEPhotography/iStock/Getty Images Plus; p. T-217 (photo b): FangXiaNuo/E+; p. T-217 (photo c): EchoJuice Images; p. T-217 (photo d): Hemera Technologies/Ablesoft.com/Getty Images Plus; p. T-218 (photo 1): AlexRaths/iStock/Getty Images Plus; p. T-218 (photo 2): baona/iStock/Getty Images Plus; p. T-218 (photo 3): monkeybusinessimages/iStock/Getty Images Plus; p. T-218 (photo 4): Pixland/Getty Images Plus; p. T-218 (photo 5): Cunaplus_M.Faba/iStock/Getty Images Plus; p. T-218 (photo 6): VikaValter/iStock/Getty Images Plus; p. T-218 (photo 7): Martin Barraud/Caiaimage; p. T-218 (photo 8): Jupiterimages/Stockbyte; p. T-218 (photo 9): andriano_cz/iStock/Getty Images Plus; p. T-218 (photo 10): Stockbyte; p. T-218 (photo 11): sunabesyou/iStock/Getty Images Plus; p. T-218 (photo 12): pecaphoto77/iStock/Getty Images Plus; p. T-219: kupicoo/iStock/Getty Images Plus; p. T-220 (notepad): deepblue4you/E+; p. T-220 (headphone): tiler84/iStock/Getty Images Plus; p. T-227: Stewart Bremner/Moment; p. T-231 (L): serts/E+; p. T-231 (C): xavierarnau/E+; p. T-231 (R): Tim Hall/DigitalVision; p. T-232: Wuka/iStock/Getty Images Plus; p. T-236: AtnoYdur/iStock/Getty Images Plus; p. T-237: Andrey Suslov/iStock/Getty Images Plus; p. T-240 (TR): Wutlufaiy/Moment; p. T-240 (city): Douglas Peebles/Corbis Documentary; p. T-240 (CR): Robin Smith/Photolibary; p. T-240 (BR): stbaus7/iStock Editorial/Getty Images Plus; p. T-245 (Amanda): Alexa Miller/Photolibary; p. T-245 (Pedro): PhotoAlto/Laurence Mouton; p. T-245 (Daniel): Nick Dolding/Stone; p. T-245 (Laura): jonya/iStock/Getty Images Plus; p. T-250 (photo 1): Blaine Harrington III/Corbis Documentary; p. T-248 (CR): Rob Lewine; p. T-250 (photo 1): Hill Street Studios/Blend Images; p. T-250 (photo 2): Stephen Stickler/The Image Bank; p. T-250 (photo 3): James Leynse/Corbis Historical; p. T-250 (photo 4): Photo by Diane Miller/The Shutterbug Eye; p. T-251 (B): Dwight Eschliman/Stone; p. T-251 (CR): margouillatphotos/iStock/Getty Images Plus; p. T-252 (TR): Michael H/Photodisc; p. T-252 (CL): Hero Images; p. T-252 (CR): Phototreat/iStock/Getty Images Plus; p. T-253 (TR): JurgaR/E+; p. T-253 (CR): momentimages; p. T-253 (BR): Lisa Romerein/The Image Bank; p. T-254 (TR): Juanmonino/iStock/Getty Images Plus; p. T-254 (CR): Juanmonino/E+; p. T-256 (TL): omgimages/iStock/Getty Images Plus; p. T-256 (TR): Henglein and Steets/Cultura; T-256 (CL): Jose Luis Pelaez Inc/Blend Images; p. T-256 (CR): Dean Pictures/Corbis.

The following photographs are sourced from other libraries:

Student's Book: p. 18 (The 7 Habits of Highly Effective People): Courtesy of Franklin Covey Co; p. 72 (Impossible Burger): Courtesy of Impossible Foods Inc.

Clipart Courtesy of Noun Project Inc.

Illustrations **Student's Book:** by 290 Sean (KJA Artists) pp. 4, 5, 100; Denis Cristo (Sylvie Poggio Artists Agency) pp. 12, 78; Ana Djordjevic (Austin US) pp. 20, 88; Lyn Dylan (Sylvie Poggio Artists Agency) pp. 2, 76; Joanna Kerr (New Division) p. 15; Dusan Lakićević (Beehive Illustration) pp. 15, 25; Martin Sanders (Beehive Illustration) pp. 120, 152; Mark Watkinson (Illustration Web) p. 67; Liav Zabari (Lemonade Illustration) p. 23. **Teacher's Book:** by 290 Sean (KJA Artists) pp. T-186, T-190, T-192, T-203, T-228, T-230, T-235, T-239; Lyn Dylan (Sylvie Poggio Artists) pp. T-233-234.

Front cover photography by Orban Aljia/E+/Getty Images.

Audio production by CityVox, New York.

CONTENTS

Introduction

Introduction	T-vi
Course components	T-xi
Student's Book contents	T-xii
Unit structure and tour	T-xvi
Safe speaking environments	T-xxii
Teacher development introduction	T-xxiv
Pronunciation support	T-xxviii

Teacher's notes

Unit 1	Connections	T-1
Unit 2	Work and study	T-11
Unit 3	Let's move	T-21
Review 1	(Units 1–3)	T-31
Unit 4	Good times	T-33
Unit 5	Firsts and lasts	T-43
Unit 6	Buy now, pay later	T-53
Review 2	(Units 4–6)	T-63
Unit 7	Eat, drink, be happy	T-65
Unit 8	Trips	T-75
Unit 9	Looking good	T-85
Review 3	(Units 7–9)	T-95
Unit 10	Risky business	T-97
Unit 11	Me, online	T-107
Unit 12	Outdoors	T-117
Review 4	(Units 10–12)	T-127

Grammar and vocabulary practice

Grammar practice teacher tips	T-129
Grammar practice with answer key	129
Vocabulary practice teacher tips	T-141
Vocabulary practice with answer key	141

Other Student's Book pages

Progress check: introduction	T-153
Progress check Units 1–3	153
Progress check Units 4–6	154
Progress check Units 7–9	155
Progress check Units 10–12	156
Student A / Student B communicative activities	157
Language summaries	T-161
Student's Book audio scripts	T-173

Photocopiable activities

Contents	T-177
Teacher's notes – Grammar	T-178
Photocopiable activities – Grammar	T-185
Teacher's notes – Vocabulary	T-209
Photocopiable activities – Vocabulary	T-217
Teacher's notes – Speaking	T-241
Photocopiable activities – Speaking	T-245
Workbook answer key	T-257
Workbook audio scripts	T-270

EVOLVE

SPEAKING MATTERS

EVOLVE is a six-level American English course for adults and young adults, taking students from beginner to advanced levels (CEFR A1 to C1).

Drawing on insights from language teaching experts and real students, EVOLVE is a general English course that gets students speaking with confidence.

This student-centered course covers all skills and focuses on the most effective and efficient ways to make progress in English.

Confidence in teaching.

Joy in learning.

Better Learning WITH EVOLVE

Better Learning is our simple approach where insights we've gained from research have helped shape content that drives results. Language evolves, and so does the way we learn. This course takes a flexible, student-centered approach to English language teaching.



Meet our student contributors

Videos and ideas from real students feature throughout the Student's Book. Our student contributors describe themselves in three words.



ALESSANDRA AVELAR

Creative, positive, funny
Faculdade ICESP, Águas Claras, Brazil



NOEMI IRENE
CONTRERAS YAÑEZ

Funny, intelligent, optimistic
Universidad del Valle de México, Mexico



CELESTE MARÍA
ERAZO FLORES

Happy, special, friendly
Unitec (Universidad Tecnológica Centroamericana), Honduras



CAIO HENRIQUE
GOGENHAN

Funny, lovely, smart
Universidade Anhembi Morumbi, Brazil



ALLISON RAQUEL

Friendly, cheerful, intelligent
Universidad Privada del Norte, Peru



SEUNG GEYOUNG YANG

Happy, creative
Myongji University, South Korea



LORENA MARTOS AHIJADO

Cheerful, positive, kind
Universidad Europea de Madrid, Spain

Student-generated content

EVOLVE is the first course of its kind to feature real student-generated content. We spoke to over 2,000 students from all over the world about the topics they would like to discuss in English and in what situations they would like to be able to speak more confidently.

The ideas are included throughout the Student's Book and the students appear in short videos responding to discussion questions.

INSIGHT

Research shows that achievable speaking role models can be a powerful motivator.

CONTENT

Bite-sized videos feature students talking about topics in the Student's Book.

RESULT

Students are motivated to speak and share their ideas.

You spoke. We listened.

Students told us that speaking is the most important skill for them to master, while teachers told us that finding speaking activities which engage their students and work in the classroom can be challenging.

That's why EVOLVE has a whole lesson dedicated to speaking: Lesson 5, *Time to speak*.

Time to speak

INSIGHT

Speaking ability is how students most commonly measure their own progress, but is also the area where they feel most insecure. To be able to fully exploit speaking opportunities in the classroom, students need a safe speaking environment where they can feel confident, supported, and able to experiment with language.

CONTENT

Time to speak is a unique lesson dedicated to developing speaking skills and is based around immersive tasks which involve information sharing and decision making.

RESULT

Time to speak lessons create a buzz in the classroom where speaking can really thrive, evolve, and take off, resulting in more confident speakers of English.



3.5 **TIME TO SPEAK**
Fitness programs

LESSON OBJECTIVE
■ create a fitness program

A RESEARCH Look at the sports and fitness activities on the phone. Where are the people, and what are they doing? Read the information on the screen. Go online to find information about free sports and fitness activities where you live, if you can.

B DISCUSS What are the positive things about free fitness programs? What other types of free activities are usually available in a town? In a school? Use the phrases at the bottom of the page to help you.

C PREPARE Design a fitness program for your town, workplace, or school. Use your ideas from A and B. Think about ...

- activities Choose four different activities.
- location(s) You can choose one place or a few.
- timetable When do people do these activities? How often do they do them?
- people Who is it for, and why?

D PRESENT Tell the class about your fitness program. Listen to the suggestions from the other groups. Which ideas do you like? Why?

E AGREE Your town can have two new fitness programs. Discuss which two programs to choose. Make a decision as a class.

▶▶ To check your progress, go to page 153. ▶▶

USEFUL PHRASES

 DISCUSS Free fitness programs are good because ... Free fitness programs help people to ... What do you think?	 PREPARE What about (soccer/swimming/tennis, etc.)? Where can people do them? What time is good for people/parents/ students? How does it help?	 PRESENT Our program is called ... It helps people because ... Any questions?
--	---	--

30



Experience Better Learning with EVOLVE: a course that helps both teachers and students on every step of the language learning journey.

Speaking matters. Find out more about creating safe speaking environments in the classroom.

Designed for success

A safe speaking environment is one that helps to relieve the anxiety that many students feel about speaking. It's an environment where producing the language is not an end in itself, but more a "tool" in which they can practice speaking English while achieving a collaborative goal.

EVOLVE's Time to speak lessons offer teachers the opportunity to create a safe speaking environment, and the teacher's notes provide the support to help them do this.

Time to speak teacher's notes

The teacher's notes offer a step-by-step guide for the teacher to all elements of the lesson, including classroom and time management.

"With the teacher's notes, it was like baking a cake; it was so easy to follow the steps."

Salvador Coyotecatl Sánchez, Teacher, Mexico

3.5 TIME TO SPEAK
Fitness programs

LESSON OBJECTIVE
■ create a fitness program

Time on each stage

RESEARCH Do the task. Aim: Give Ss more information about local fitness programs.

PAIR WORK Ss discuss the questions with a partner and then share answers with the class.

DISCUSS Aim: Ss prepare to talk about fitness programs.

PREPARE Aim: Ss create their fitness program.

PRESENT Aim: Ss present their programs to the class.

PROGRESS CHECK

TEACHER DEVELOPMENT REFLECTION

- An illustrated indicator shows the recommended portion of class time for each activity in the lesson.

- The notes provide tips on:
 - giving students preparation time before they speak
 - monitoring
 - how and when to give feedback
 - giving positive feedback
 - error correction

"Students who are usually shy now speak naturally because they have more time to develop their speaking."

María Azucena Rivera, Teacher, Mexico

Integrated teacher development

The integrated development program in EVOLVE offers practice activities that teachers can integrate into their EVOLVE lessons, opportunities for reflection on the activities, and follow-up reading material and videos to consolidate the theory behind the activities.

There are three development themes integrated into each EVOLVE level.

- **Teaching and developing speaking skills**
- **Support in the classroom and learner management**
- **Language acquisition**

Each theme is divided into manageable strategies that are explored individually in separate units. The structure of the program in each unit is as follows:

- Each strategy is introduced at the beginning of the unit, with a reading text or video suggested as an extra development resource.
- There are two suggested activities based around practicing the strategy within the teacher's notes for each unit.
- A reflection box at the end of the unit offers questions to think about individually or to discuss with other colleagues.

**For more information, see
page T-xxiv in this book.**

Cambridge Dictionary



Make your words meaningful

Free, high quality, corpus-informed dictionaries and language learning resources are available online at dictionary.cambridge.org. The dictionary definitions are written especially for learners of English, the site is optimized for smartphones, and you can also join our Cambridge Dictionary communities on Facebook, Twitter, Instagram and YouTube. The only dictionary site you need to recommend to your learners!


For students

Student's Book

- Focus on speaking in *Time to speak*
- Corpus-informed grammar and language features
- Language presented in context
- Relevant functional and real-world strategies
- Optional videos of real students as language models accessible via QR code
- Optional phone activities in each unit

Also available:

Student's Book, A and B versions
with Practice Extra
with Practice Extra, A and B versions



Workbook

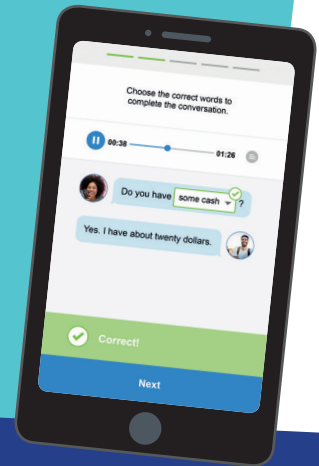

- Comprehensive practice and consolidation of new language in every unit
- Downloadable Workbook audio

Also available:

Workbook with Audio, A and B versions

Practice Extra

- Bite-sized homework activities for study at home or on the go
- Mobile-friendly and also accessible on tablet and desktop
- Allows teachers to easily track students' performance



For teachers


Teacher's Edition with Test Generator

Supports teachers in facilitating student-centered lessons

- Includes homework ideas, mixed-ability activities, extra activities, and grammar and vocabulary support
- Integrates a Teacher Development Program into the teacher's notes
- Offers photocopiable worksheets, answer keys, audio scripts, and much more
- Offers ready-made tests as well as question bank for the creation of custom tests

Presentation Plus

- Contains the Student's Book and Workbook for whiteboard presentation, with integrated mark-up tools, answer keys, audio, and video
- Quick access to the full class audio program, video program, and games



Video Resource Book

- Videos complement, consolidate, and extend language and themes in the Student's Book.
- Videos include a drama series and short documentaries.
- Worksheets exploit the videos in class.
- Teacher development opportunities and teacher tips for using video in the classroom



Class Audio CDs

- Contain all Student's Book audio tracks



CONTENTS

	Learning objectives	Grammar	Vocabulary	Pronunciation
Unit 1 Connections	<ul style="list-style-type: none"> ■ Talk about the people in your life ■ Talk about possessions ■ Greet people and start a conversation ■ Introduce yourself in an email ■ Talk about what you have in common 	<ul style="list-style-type: none"> ■ <i>be</i> (affirmative, negative, questions); possessive adjectives ■ <i>Whose...?</i>; possessive pronouns; possessive 's 	<ul style="list-style-type: none"> ■ People you know ■ Everyday things 	<ul style="list-style-type: none"> ■ /l/ at the end of a word
Unit 2 Work and study	<ul style="list-style-type: none"> ■ Talk about what you do every day, on the weekend, etc. ■ Talk about your workspace ■ Explain communication problems ■ Write your opinion about a podcast ■ Give advice about useful apps for work and study 	<ul style="list-style-type: none"> ■ Simple present for habits and routines (affirmative, negative, questions) ■ <i>This / that one; these / those ones</i> 	<ul style="list-style-type: none"> ■ Expressions with <i>do, have, and make</i> ■ Work and study items 	<ul style="list-style-type: none"> ■ /h/ at the beginning of a word ■ Listening for contractions
Unit 3 Let's move	<ul style="list-style-type: none"> ■ Talk about what you're doing at the moment ■ Talk about sports and exercise ■ Ask for information ■ Write short messages to a company ■ Create a fitness program 	<ul style="list-style-type: none"> ■ Present continuous ■ Simple present and present continuous 	<ul style="list-style-type: none"> ■ Sports ■ Exercising 	<ul style="list-style-type: none"> ■ /oʊ/ and /ɔ/ vowel sounds ■ Listening for linking sounds
Review 1 (Review of Units 1–3)				
Unit 4 Good times	<ul style="list-style-type: none"> ■ Talk about your plans ■ Talk about giving and receiving gifts ■ Make and respond to invitations ■ Write an online event announcement ■ Choose gifts for your host 	<ul style="list-style-type: none"> ■ Present continuous for future plans (affirmative, negative, questions) ■ Object pronouns 	<ul style="list-style-type: none"> ■ Pop culture ■ Gift items 	<ul style="list-style-type: none"> ■ /v/ in the middle of a word ■ Listening for single sounds
Unit 5 Firsts and lasts	<ul style="list-style-type: none"> ■ Talk about past events in your life ■ Ask questions about the past ■ Congratulate and sympathize with people ■ Write a comment agreeing or disagreeing with an online post ■ Summarize a story 	<ul style="list-style-type: none"> ■ Simple past ■ Simple past negative and questions 	<ul style="list-style-type: none"> ■ Opinions and feelings ■ Life events 	<ul style="list-style-type: none"> ■ Word stress
Unit 6 Buy now, pay later	<ul style="list-style-type: none"> ■ Plan a shopping trip ■ Talk about shopping habits ■ Describe what you want in a store ■ Write a script for a vlog ■ Present an idea for a new invention 	<ul style="list-style-type: none"> ■ <i>be going to</i> ■ Determiners 	<ul style="list-style-type: none"> ■ Money ■ Shopping 	<ul style="list-style-type: none"> ■ Stressing important words ■ Listening for weak words
Review 2 (Review of Units 4–6)				

Functional language	Listening	Reading	Writing	Speaking
<ul style="list-style-type: none"> Greet someone for the first time; greet someone you know; start conversations <p>Real-world strategy</p> <ul style="list-style-type: none"> Show interest and surprise 		<p>Email introductions</p> <ul style="list-style-type: none"> Read and correct an email 	<p>A work email</p> <ul style="list-style-type: none"> A formal email to someone you don't know Punctuation: capital letters 	<ul style="list-style-type: none"> Talk about people you know Ask and answer questions about people in your life Talk about things you have in your bag Say <i>hello</i> and start a conversation <p>Time to speak</p> <ul style="list-style-type: none"> Talk about things in common
<ul style="list-style-type: none"> Explain, check, and solve a technology problem <p>Real-world strategy</p> <ul style="list-style-type: none"> Ask for repetition 	<p>How to be successful</p> <ul style="list-style-type: none"> A podcast about what successful people do 		<p>A short post on a website</p> <ul style="list-style-type: none"> A comment on a website post Spelling 	<ul style="list-style-type: none"> Talk about your busy life Talk about what you do every day, etc. Talk about work spaces Talk on the phone/online <p>Time to speak</p> <ul style="list-style-type: none"> Talk about apps for work or study
<ul style="list-style-type: none"> Ask for information <p>Real-world strategy</p> <ul style="list-style-type: none"> Check information 	<p>Bike sharing</p> <ul style="list-style-type: none"> A report about cycling in Mexico City 		<p>A short social media message</p> <ul style="list-style-type: none"> A message to a bike sharing program <i>and, but, and so</i> 	<ul style="list-style-type: none"> Talk about sports that are popular in your country Describe who you see Describe exercise routines Ask for information about a swimming pool <p>Time to speak</p> <ul style="list-style-type: none"> Talk about fitness programs
<ul style="list-style-type: none"> Make and accept invitations; plan where and when to meet <p>Real-world strategy</p> <ul style="list-style-type: none"> Give general excuses 	<p>Waiting for something special</p> <ul style="list-style-type: none"> A news report about an unusual event 		<p>An invitation to an event</p> <ul style="list-style-type: none"> An event announcement <i>too, also, and as well</i> 	<ul style="list-style-type: none"> Talk about celebrations in your country Arrange to meet after English class Choose gifts Invite someone to an event <p>Time to speak</p> <ul style="list-style-type: none"> Talk about gifts for a trip
<ul style="list-style-type: none"> React to good and bad news <p>Real-world strategy</p> <ul style="list-style-type: none"> Check your understanding 		<p>First impressions</p> <ul style="list-style-type: none"> Posts about experiences in a new place 	<p>Online comments</p> <ul style="list-style-type: none"> A comment on a message board Agree and disagree 	<ul style="list-style-type: none"> Talk about a special picture of you as a child Talk about a special day in your life Ask and answer questions about last weekend Respond to good and bad news <p>Time to speak</p> <ul style="list-style-type: none"> Talk about a famous event in the past
<ul style="list-style-type: none"> Explain your language problem; explain the function of the thing you want <p>Real-world strategy</p> <ul style="list-style-type: none"> Ask for words in English 	<p>Money lessons</p> <ul style="list-style-type: none"> Stories about money problems 		<p>Top tips to save money</p> <ul style="list-style-type: none"> A vlog script with suggestions for saving money Using referencing: <i>one</i> and <i>them</i> 	<ul style="list-style-type: none"> Talk about where you shop Plan a shopping trip Talk about shopping habits Explain what you want <p>Time to speak</p> <ul style="list-style-type: none"> Present a new invention

	Learning objectives	Grammar	Vocabulary	Pronunciation
Unit 7 Eat, drink, be happy	<ul style="list-style-type: none"> ■ Talk about your favorite comfort food ■ Design a food truck ■ Explain what you want in a restaurant ■ Write a comment about an online article ■ Plan a party 	<ul style="list-style-type: none"> ■ Quantifiers ■ Verb patterns 	<ul style="list-style-type: none"> ■ Naming food ■ Describing food 	<ul style="list-style-type: none"> ■ /dʒ/ and /g/ sounds
Unit 8 Trips	<ul style="list-style-type: none"> ■ Discuss what to do in your town ■ Talk about a trip you went on ■ Give advice and make suggestions ■ Write advice on living in another country ■ Plan a short trip 	<ul style="list-style-type: none"> ■ <i>if</i> and <i>when</i> ■ Giving reasons using <i>to</i> and <i>for</i> 	<ul style="list-style-type: none"> ■ Traveling ■ Transportation 	<ul style="list-style-type: none"> ■ Long and short vowel sounds ■ Listening for intonation
Unit 9 Looking good	<ul style="list-style-type: none"> ■ Compare stores and what they sell ■ Talk about people in photos ■ Ask for and give opinions ■ Write a paragraph describing a photo ■ Create and present an ad 	<ul style="list-style-type: none"> ■ Comparative adjectives ■ Superlative adjectives 	<ul style="list-style-type: none"> ■ Accessories ■ Appearance 	<ul style="list-style-type: none"> ■ /ɜ/ vowel sound
Review 3 (Review of Units 7–9)				
Unit 10 Risky business	<ul style="list-style-type: none"> ■ Talk about how to avoid danger at work ■ Make predictions about your future ■ Describe a medical problem and ask for help ■ Write an email to your future self ■ Plan a reality TV show 	<ul style="list-style-type: none"> ■ <i>have to</i> ■ Making predictions 	<ul style="list-style-type: none"> ■ Jobs ■ Health problems 	<ul style="list-style-type: none"> ■ Final consonant sounds
Unit 11 Me, online	<ul style="list-style-type: none"> ■ Talk about what you've done and what you've never done ■ Talk about what you've done, and when ■ Make and respond to requests ■ Write comments about an infographic ■ Create a video or vlog 	<ul style="list-style-type: none"> ■ Present perfect for experience ■ Present perfect and simple past 	<ul style="list-style-type: none"> ■ Verb-noun internet phrases ■ Social media verbs 	<ul style="list-style-type: none"> ■ Final /m/ and /n/ sounds
Unit 12 Outdoors	<ul style="list-style-type: none"> ■ Talk about the weather ■ Describe places, people, and things ■ Ask for and give directions ■ Write simple instructions ■ Create a tourism campaign for your country 	<ul style="list-style-type: none"> ■ <i>be like</i> ■ Relative pronouns: <i>who</i>, <i>which</i>, <i>that</i> 	<ul style="list-style-type: none"> ■ Weather ■ Landscapes and cityscapes 	<ul style="list-style-type: none"> ■ /w/ at the beginning of a word ■ Listening for <i>t</i> when it sounds like <i>d</i>
Review 4 (Review of Units 10–12)				
Grammar charts and practice, pages 129–140 Vocabulary exercises, pages 141–152				

Functional language	Listening	Reading	Writing	Speaking
<ul style="list-style-type: none"> Order food; take an order; ask questions about food; ask for the check <p>Real-world strategy</p> <ul style="list-style-type: none"> <i>I mean</i> 		<p>Foods</p> <ul style="list-style-type: none"> An article about the Impossible Burger 	<p>Comments on Impossible Foods</p> <ul style="list-style-type: none"> A comment on an article <i>I (don't) think; If you ask me; For me</i> 	<ul style="list-style-type: none"> Talk about special meals Talk about your favorite comfort food Talk about a food truck Order food from a menu <p>Time to speak</p> <ul style="list-style-type: none"> Talk about the perfect party
<ul style="list-style-type: none"> Give advice and make suggestions; respond to advice and suggestions <p>Real-world strategy</p> <ul style="list-style-type: none"> Echo questions 	<p>Leaving home</p> <ul style="list-style-type: none"> A radio show about living in another country 		<p>Listeners' comments</p> <ul style="list-style-type: none"> A comment on advice from listeners Phrases to respond to advice 	<ul style="list-style-type: none"> Talk about a good vacation Talk about your town Talk about a long trip you took Give advice to a visitor in your town <p>Time to speak</p> <ul style="list-style-type: none"> Talk about planning a trip
<ul style="list-style-type: none"> Ask for an opinion; give a positive opinion; give a negative or neutral opinion <p>Real-world strategy</p> <ul style="list-style-type: none"> <i>I guess</i> 		<p>Image is everything</p> <ul style="list-style-type: none"> An article about advertising 	<p>Advertising contest</p> <ul style="list-style-type: none"> An email submission to a contest Punctuation: periods, capital letters, and commas 	<ul style="list-style-type: none"> Talk about appearance Compare clothes stores Talk about your best photos Give your opinion of clothes <p>Time to speak</p> <ul style="list-style-type: none"> Talk about making an ad
<ul style="list-style-type: none"> Offer help; ask for information about the problem; ask someone for help <p>Real-world strategy</p> <ul style="list-style-type: none"> <i>It's like / It feels like</i> 		<p>Face your fears</p> <ul style="list-style-type: none"> An article about a personal experience 	<p>An email to myself</p> <ul style="list-style-type: none"> An email giving advice <i>anyway, by the way</i> 	<ul style="list-style-type: none"> Talk about things you're afraid of Talk about dangers at work or study Predict future events Explain a medical problem <p>Time to speak</p> <ul style="list-style-type: none"> Talk about reality TV
<ul style="list-style-type: none"> Make requests; respond to requests; ask for permission; refusing <p>Real-world strategy</p> <ul style="list-style-type: none"> Remember words 		<p>Selfies</p> <ul style="list-style-type: none"> An infographic 	<p>Positive and negative comments</p> <ul style="list-style-type: none"> A short comment on selfies Saying something positive or negative 	<ul style="list-style-type: none"> Talk about screens Ask and answer questions about experiences Ask and answer questions about online habits Make requests in specific situations <p>Time to speak</p> <ul style="list-style-type: none"> Talk about online videos
<ul style="list-style-type: none"> Ask for directions; give directions <p>Real-world strategy</p> <ul style="list-style-type: none"> Correct yourself 	<p>Guerrilla gardening</p> <ul style="list-style-type: none"> An interview with a guerrilla gardener 		<p>How to ...</p> <ul style="list-style-type: none"> A list of instructions on how to do something <i>first, then, next, now, finally</i> 	<ul style="list-style-type: none"> Talk about hot and cold weather Talk about weather in different cities in the world Talk about people, objects, and places Ask for directions, check you understand <p>Time to speak</p> <ul style="list-style-type: none"> Talk about advertising your country

EVOLVE unit structure

Unit opening page

Each unit opening page activates prior knowledge and vocabulary and immediately gets students speaking.

Lessons 1 and 2

These lessons present and practice the unit vocabulary and grammar in context, helping students discover language rules for themselves. Students then have the opportunity to use this language in well-scaffolded, personalized speaking tasks.

Lesson 3

This lesson is built around a functional language dialogue that models and contextualizes useful fixed expressions for managing a particular situation. This is a real-world strategy to help students handle unexpected conversational turns.

Lesson 4

This is a combined skills lesson based around an engaging reading or listening text. Each lesson asks students to think critically and ends with a practical writing task.

Lesson 5

Time to speak is an entire lesson dedicated to developing speaking skills. Students work on collaborative, immersive tasks that involve information sharing and decision-making.

UNIT OPENING PAGE

Unit objectives

- show communicative learning objectives
- focus on the real-life applications of the language

UNIT OBJECTIVES

- talk about your favorite comfort food
- design a food truck
- explain what you want in a restaurant
- write a comment about an online article
- plan a party

EAT, DRINK, BE HAPPY

7



START SPEAKING

A Look at the picture. Who are these people? Why are they all eating together? Do you have big meals like this? When?

B In general, do you prefer eating alone or with other people? Who do you usually eat with at different meals? What do you talk about when you're eating?

C What makes a meal special: is it the food, the people, or something else? Explain your answers. For ideas, watch Seung Geyoung's video.

REAL STUDENT

Do you agree with Seung Geyoung?



Striking images

- get students talking

Start speaking questions

- engage students in the unit topic
- provide speaking practice
- recycle language from previous lessons

Real Student videos

- provide students with achievable speaking models
- motivate students

LESSON 1

Vocabulary

- is presented through pictures or definitions

Language in context

- contextualizes the language within a reading or listening text

Pair and group work activities

- provide frequent opportunities to speak
- encourage students to practice new language

7.1

COMFORT FOOD

LESSON OBJECTIVE

- talk about your favorite comfort food

1 VOCABULARY: Naming food

A Look at the pictures. Which do you like? With a partner, match the food items to the words in the box. Listen and check, and then say the words.

avocado _____

burger _____

cereal _____

chili / chili pepper _____

corn _____

jam _____

lettuce _____

noodles _____

onion _____

pasta _____

peanut butter _____

pepper _____

salmon _____

salt _____

strawberry _____

yo-yurt _____



B Which food items are sweet, and which are usually not sweet? Make two lists.

C Now do the vocabulary exercises for 7.1 on page 142.

2 LANGUAGE IN CONTEXT

A What is "comfort food"? Read the blog post and find out. How many different types of chicken soup does the writer describe?

GLOSSARY

recipe | instructions | how to prepare and cook food

A TASTE OF HOME

Everyone has their own idea of comfort food – that special dish you eat anytime you feel sad or worried. For me, there's only one comfort food: my mom's chicken soup. Did you know that chicken soup is probably the world's favorite comfort food? It makes you feel happy, and it's quick to make – perfect when there's not much time to cook.

The classic recipe includes chicken and a little onion, but there are many other ways to cook it. Colombian alcapo has a lot of corn and potatoes. In India it comes with an egg, and the Chinese serve it with noodles and sometimes a few chilies. In Korea they usually eat samgyeong in the summer, served with some rice. Comfort food is very personal. It can be a full meal, a dessert, or just a snack. Tell us about your favorite comfort food.



B Find these words in the blog: dessert, dish, meal, snack. Think of an example of each one.

C What's a famous soup in your country? Where and when do people usually eat it? You can go online to find a recipe. For ideas, watch Alessandra's video.

REAL STUDENT

Would you like to try Alessandra's dish?



3 GRAMMAR: Quantifiers

A Complete the rules. Use the pictures in the grammar box to help you. Which words can you use to talk about a large amount, a small amount, and an amount that is not large or small?

- Count nouns (e.g., strawberry, avocado) can be **only singular / only plural / singular or plural**.
- Use **a or** _____ with singular count nouns.

Count nouns

How many chillies?



a lot of chillies



some chillies



a few / not many chillies



too many chillies

Non-count nouns

How much rice?



a lot of rice



some rice



a little / not much rice



too much rice

! Some nouns can be count and non-count. You can count chili peppers (too many chillies) but not the small pieces we use for cooking (too much chili). Think about chicken. When is it count, and when is it non-count?

B Now go to page 135. Look at the grammar chart and do the grammar exercise for 7.1.

C Complete the questions with **much** or **many**. Then check your accuracy. Ask your partner the questions.

- How **many** cups of coffee do you drink every day?
- How _____ cookies do you eat in a week?
- How _____ yogurt do you eat at breakfast?
- How _____ meat or fish do you eat each week?

4 SPEAKING

A Tell your partner about your favorite comfort food.

My favorite comfort food is ... It's my favorite food because ... I like to eat it with some / a lot of / a little ...

B Ask other students about their favorite comfort food. Tell the class.

A lot of people like snacks and sweet food. Manuel's favorite comfort food is rice with milk and sugar.

ACCURACY CHECK

Use **many** with plural count nouns.

There aren't ~~much~~ **many** chillies in this dish. ✓

There aren't ~~many~~ **much** chillies in this dish. ✓

Grammar reference and practice

- is an essential part of the lesson
- contains more detailed grammar charts
- provides meaningful controlled grammar practice

Accuracy checks

- are Corpus informed
- help students avoid common errors
- encourage learner autonomy by giving them the opportunity to self-edit

Accuracy check

INSIGHT

Some common errors can become fossilized if not addressed early on in the learning process.

CONTENT

Accuracy check highlights common learner errors (based on unique research into the Cambridge Learner Corpus) and can be used for self-editing.

RESULT

Students avoid common errors in their written and spoken English.

LESSON 2

Vocabulary practice

- is an essential part of the lesson
- provides meaningful controlled practice

Grammar

- is taught inductively
- is clearly presented using examples from the reading or listening text

Notice features

- contain important language information

7.2



EAT IN THE STREET





LESSON OBJECTIVE
 ■ design a food truck


1 VOCABULARY: Describing food

A **2.03** Listen and say the words. Now match the words to the pictures.

bitter boiled delicious fresh fried grilled raw roasted sour spicy

B Put the words in exercise 1A into two groups: (a) how to serve food and (b) how food tastes. One word can go in both groups. Which word?

C **Now do the vocabulary exercises for 7.2 on page 147.**

2 LANGUAGE IN CONTEXT

A **PAIR WORK** Look at the picture of a food truck. What kinds of food can you get from food trucks?

B **2.04** Listen to a live radio show from the Food Truck Awards. What food is Clara cooking today? Why does the customer like food trucks?

2.04 Audio script

Host Hi! I'm at the Food Truck Awards with one of this year's winners, Clara Montero. What are you making today, Clara?

Clara Fish tacos! They're usually fried, but today the fish is raw. Try one! It has this great spicy sauce.

Host Mm! Wow, hot! But really good. Thanks, Clara. Now, I'm sure this next truck is good because there's a long line. Hi! What are you waiting here for?

Customer Their amazing grilled burgers! I usually can't stand waiting in line, but I don't mind waiting here.

Host Yeah? Better than a restaurant?

Customer Definitely! I prefer to eat at food trucks. They're really cool – they're cheap, you can eat outside, and the food is always delicious. I always want to try new food. You need to try their fries. They're amazing!

Host Great idea, thanks. Enjoy!

INSIDER ENGLISH

hot = spicy

C **PAIR WORK** Are there many food trucks in your town? What's your favorite dish?

3 GRAMMAR: Verb patterns

A **Circle** the correct options to complete the rules. Use the sentences in the grammar box to help you.

- The verb that follows verbs like *can't stand* and *don't mind* is verb + *-ing* / *to* + verb.
- The verb that follows verbs like *want* and *need* is verb + *-ing* / *to* + verb.

Verb patterns

I usually **can't stand** waiting in line. I always **want** to try new food.
I **don't mind** waiting here. You **need** to try their fries.

B **Now go to page 136. Look at the grammar chart and do the grammar exercise for 7.2.**

C **PAIR WORK** Choose verbs from each box and make true sentences about yourself. Tell your partner.

can't stand don't mind enjoy forget hate
 like love prefer want would like

buy cook eat go out make shop take

Some verbs (*love, prefer, like, hate*) take both forms. The meaning doesn't change.

I like to cook. ✓
I like cooking. ✓
I prefer to eat out. ✓
I prefer eating out. ✓

I can't stand cooking breakfast food. It's so boring!


4 SPEAKING

A **GROUP WORK** You are going to design your own food truck. Think about:

- the name and look of your food truck
- the prices of your food and any special deals
- what's on the menu and how it's cooked
- who your customers are (for example, vegetarians, students)

Our food truck is called Crepe Crazy. We're going to sell all types of delicious crepes like peanut butter, cheese and onion, and strawberry. Everyone enjoys eating crepes but hates to make them at home. Our prices ...

B Tell the class about your food truck. Which group's food truck is the best?



Audio scripts

- appear on the page so students can focus on language
- can be covered in the first listening to provide extra listening practice

Extended speaking practice

- appears at the end of every language lesson
- provides students with engaging ways to use new language

Insider English

- is Corpus informed
- shows how words are used in real-life contexts

Insider English

INSIGHT

Even in a short exchange, idiomatic language can inhibit understanding.

CONTENT

Insider English focuses on the informal language and colloquial expressions frequently found in everyday situations.

RESULT

Students are confident in the real world.

LESSON 3

Functional language conversations

- present phrases for everyday situations
- support students who need to travel to communicate with English speakers in their own country

Real-world strategy

- provides students with strategies to manage communication successfully

7.3

I'LL HAVE THE CHICKEN

LESSON OBJECTIVE
■ explain what you want in a restaurant

1 FUNCTIONAL LANGUAGE


A **2.03** Read and listen to the conversations. What does the woman order in conversation 1? Why? In conversation 2, what's the problem with her order? In conversation 3, what does she ask for?

2.05 Audio script

1 A Hi, are you ready to order?
B What do you recommend?
A The seafood's great here.
B But I'm allergic to seafood.
A Well, the grilled salmon is fantastic.
B I mean, I'm allergic to all seafood.
A Oh, OK. Well, the chicken is very good.
B What does it come with?
A It comes with French fries and a salad.
B What kind of dressing does it come with?
A Oil and vinegar.
B Perfect. I'll have the chicken, please.

2 B Excuse me – you gave me the salmon, but I ordered grilled chicken.
A I'm so sorry. I'll bring you the correct dish right away.
B Thank you.

3 A Was everything OK for you today?
B It was all really good, thank you.
A Can I get you a dessert?
B Not today, thanks. Can I have the check?
A Sure. Coming right up.



B Complete the chart with expressions in **bold** from the conversations above.

Ordering food	Taking an order
I'll 1 _____ the (chicken), please.	Are you ready 2 _____ ?
3 _____ ?	Can I 4 _____ (a dessert)?
Asking questions about food	Checking with the customer
What do you 5 _____ ?	_____ OK for you today?
What does it 6 _____ ?	7 _____
What 8 _____ (dressing) does it come with?	Asking for the check
	Can I 9 _____ the check?

C **2.06** **PAIR WORK** Circle the correct word to complete the expressions. Listen and check. Then practice the conversations with a partner. Change the food each time.

1 A What does the steak go / come with?
B Salad or fries.


2 A How / What was the chicken?
B Great, thanks. Can I have / make the check, please?

2 REAL-WORLD STRATEGY

A **2.07** Listen to another conversation in the restaurant. What does the customer ask about the pasta?

B **2.07** Listen again. Why does the customer say, *I mean ...* ?

I MEAN
When you need to be clear about an order or instruction, or if you think someone doesn't really understand what you want, use *I mean* to give more detail.
Is there any meat in the pasta? I'm a vegetarian.
There's a little meat in the sauce, but not much.
I mean, I don't eat any meat.



C **PAIR WORK** Read the information about *I mean* in the box above. Practice the example conversation with a partner.

D **PAIR WORK** Student A: Go to page 158. Student B: Go to page 160. Follow the instructions.

3 PRONUNCIATION: Saying /dʒ/ and /g/ sounds

A **2.08** Listen to the words. Focus on the sound of the letters in **bold**. Practice saying them.
/dʒ/ jet /g/ get

B **2.09** Look at the conversation. Do the **bold** words have the /dʒ/ sound or the /g/ sound? Listen and check. Then practice the conversation with a partner.
A Can I get you some juice? We have great apple juice.
B No, thanks. I'm allergic to apple juice.
A Got it. Just some water, then?


4 SPEAKING

A **PAIR WORK** Put the conversation in order. Then practice with a partner.

5 Sounds good. I'll have the pasta.
 It's a cream and mushroom sauce.
 What do you recommend? The pasta or the beef?
 What kind of sauce does it have?
 The pasta is delicious today.

B **PAIR WORK** Choose one of the situations and have a conversation with your partner.

- The server brings the wrong dish to a customer.
- The server doesn't understand the customer's question.
- The customer is allergic to peanuts.



Functional language charts

- highlight and categorize key phrases for students to practice

Speaking

- provides controlled and freer practice of functional language

Pair work practice

- gives students extra productive practice of new language

Productive pronunciation activities

- focus on areas that commonly prevent effective communication
- help scaffold the final speaking activity

Pronunciation

INSIGHT

Research shows that only certain aspects of pronunciation actually affect comprehensibility and inhibit communication.

CONTENT

EVOLVE focuses on the aspects of pronunciation that most affect communication.

RESULT

Students understand more when listening and can be clearly understood when they speak.

LESSON 4

Think critically

- encourages students to discuss and engage with the topic

Authentic reading texts

- appear in six units of the book

Model writing texts

- provide a model for students to analyze

Writing skills

- focus on subskills that students need to write their texts

7.4 IMPOSSIBLE FOODS

LESSON OBJECTIVE
write a comment about an online article

1 READING

A PREDICT Look at the picture in the article. Why do you think this is called the Impossible Burger?

B Read the article. Were you right? Read the article again and write the headings in the correct places.

- In a restaurant near you
- Meat from plants
- Good for the future
- The secret ingredient

C PAIRWORK THINK CRITICALLY Read the article again. Are Impossible Burgers the best thing to happen to food in years? Discuss the positives and negatives of green food with your partner.

A

Impossible Foods is a company in Silicon Valley, California. They make burgers and other delicious meat and dairy products. There's something very unusual about their food: Their meat and dairy don't come from animals, but from plants. Yes, plants! I didn't believe it at first, but it's true. Thanks to Impossible Foods, you can eat a delicious burger that looks like meat and tastes like meat but is made with only plants.

B

How does the Impossible Burger look and taste so real? The secret is something called heme. It's an ingredient that exists in both plants and animals. Heme gives raw beef its red color and meat flavor. Impossible Foods uses the heme found in plants, not animals, to make the Impossible Burger. It's healthy, and the plant ingredients don't hurt the environment. Clever, isn't it?

C

So, why is Impossible Foods doing this? Well, animal farming uses about 50% of the Earth's land and 25% of the Earth's water. That's a very expensive way to produce food. So, it seems to me that the Impossible Burger is a great example of a food of the future – good for the planet and good for your health. Soon it'll be **crispy** to eat, too!

D

Maybe you think all of this is science fiction, but it's not. Twenty restaurants in the U.S. now sell the Impossible Burger. Soon these delicious burgers will be everywhere. In my opinion, it's the best thing to happen to food in years!



GLOSSARY

dairy (daɪ) milk products, or food made from milk

2 WRITING

A Look at the comments posted about the article. Who is positive, and who is negative about Impossible Foods?

James **I think it's a great idea.** I'm a vegetarian, but I love to eat burgers – and now I can!

Anna **I don't like to eat food that isn't natural!**

Yang **Why eat a fake steak? If you ask me,** it's like having a fake watch.

Marta **I love the idea of impossible food, but I don't think it's going to be popular.** People prefer the real thing.

Oliver **They say it's green and cheap,** but what about the cost of all the experiments? **For me,** research like this is too expensive.

B PAIRWORK Look at the comments again. Which comments do you agree and disagree with? Why?

C WRITING SKILLS Look at the words in **bold** in the comments. Do we use these expressions to say something is true or to give an opinion?

D Read the Register check box. Then rewrite these sentences with a different expression than *I think*.

- I think Impossible Foods is a great company!
- I think it's a crazy idea. I don't like food made by scientists.
- I think it's good for the planet!

REGISTER CHECK


Here are some ways to give an opinion:

I think ... If you ask me ... For me ...

For formal writing, like essays, use a more formal expression:

From my point of view ... It seems to me that ...

E Do you think foods like the impossible burger are a good idea? Write a comment about it to post on the website.



Write it

- gives students productive written practice of the unit language

Glossary

- encourages students to improve dictionary skills

Register check

- gives extra information about how to communicate in different situations

Register check

INSIGHT

Teachers report that their students often struggle to master the differences between written and spoken English.

Authentic listening texts

- appear in six units of the book
- have scripts in the back of the Teacher's Edition

Receptive pronunciation activities

- focus on pronunciation features that commonly cause difficulty for learners

3.4 BIKE SHARING

LESSON OBJECTIVE
write short messages to a company



1 LISTENING

A What is bike sharing? Is there a bike-sharing program in your city? You can go online to find out more about it. Would you like to ride a bike in a foreign city? Why or why not?

B Read the introduction to a podcast. Where is Jon? What is he doing?

BICYCLE TRAVELER

New York, Paris, Rio — just three of the many big cities with a popular bike-sharing program. It's clear why these programs are popular: bike riding is a healthy, cheap, and fast way to travel in the city. But what is it like for a visitor? Our reporter Jon Davies spends a day in Mexico City and tries out the EcoBici program.

C **1** **PREDICT** Before his bike ride, does Jon think it's a good idea? Do you think he feels the same after his ride? Listen and check.

D **2** **LISTEN FOR DETAIL** Listen again and answer the questions.

- Who usually uses the EcoBici program?
- How does Marcello use the program?
- What sometimes happens when cars turn right?
- What is one problem with the program?
- What does Marcello do when that happens?
- How does Jon feel at the end of his ride?

E **PAIRWORK THINK CRITICALLY** What are some positive and negative things about bike-sharing programs? Discuss with a partner. Do you think these programs are a good idea for every city? Why or why not?

I think bike-sharing programs are good because you can get around town fast.

I don't think they're a good idea because sometimes there are no bikes at the docking stations.

2 PRONUNCIATION: Listening for linking sounds

A **1** Listen to what Jon says. Focus on the words that link together when Jon says them. Practice saying the sentence slowly. Then say it more quickly. How quickly can you say it?
Cycling in Mexico City is a great way to get around.

B **2** Draw lines between the linking sounds. Listen and check.

- How are you feeling?
- I'll watch out for that.
- This is basically an enormous traffic jam.

C Complete the rule.
Consonant sounds at the start/end of a word usually connect to consonant/vowel sounds at the start of the next word.

CONTENT

Register check draws on research into the Cambridge English Corpus and highlights potential problem areas for learners.

RESULT

Students transition confidently between written and spoken English and recognize different levels of formality as well as when to use them appropriately.

LESSON 5

Whole class speaking lessons

- provide an opportunity for extensive speaking practice
- is student-focused, with the teacher as facilitator
- recycles the unit language

Task-based lessons

- allow students to recycle the unit language
- allow teachers to assess students' progress in speaking

Smartphone activities

- give ideas for how to use phones in the classroom
- are optional

Scaffolding activities

- allow students to build up to speaking
- encourage a safe speaking environment

TIME TO SPEAK

The perfect party

LESSON OBJECTIVE

- plan a party

A FIND IT When do you celebrate? Who do you celebrate with? Do you have parties to celebrate special occasions? What food do people usually eat at celebrations in your country? You can go online to find examples. What's your favorite party food? Why?

B **PREPARE** Imagine you and your partner are party organizers. You are going to organize a party for another pair, your "clients." Ask the other pair these questions to help you decide the type of party you're going to organize.

Your perfect party

Occasion
What are you celebrating?

People
Would you like to invite a lot of people or a few close friends?
Would you like to invite your family?

Place
Do you want to celebrate at home, in a restaurant, or in another place?
Would you like to be inside or outside?

Food
Do you and your friends like to eat spicy food?
Do you prefer to eat fried food or grilled food?
Do you need to think about special diets?

Surprise
Do you like surprises?

C **DECIDE** Use your clients' answers in exercise B to plan your party. Use the phrases at the bottom of the page to help you.

D **DISCUSS** Tell your clients about the party you're planning for them. Then listen to their plans for your party. Say two things you like about the party and two things you would like to change.

E **PRESENT** Present your parties to the class. Which one sounds fun? Which menu is your favorite? Why?

▶▶ To check your progress, go to page 155. ▶▶

USEFUL PHRASES

<p> PREPARE I'd like that. / I wouldn't like that. I'd prefer ... My brother is a vegetarian/vegan. My friend is allergic to nuts/fish/milk, etc.</p>	<p> DECIDE Let's invite ... The party will take place in ... We'll have ... on the menu.</p>	<p> DISCUSS I really like that idea. I'd love to come to your party! It sounds like fun! We think you're going to love this. What do you think of ... ?</p>
--	---	--

Useful phrases

- provide language for different stages of the lesson
- help students communicate their ideas fluently

Progress checks

- appear in the back of the book
- help students evaluate their progress from the unit and prove what they have learned
- can be used in class or for homework

SAFE SPEAKING ENVIRONMENTS

Speaking in another language is often stressful. Students may struggle to find things to say and ways of saying them. Students are also performing, in a sense, and may worry about how other people (their colleagues and their teacher) may judge them. Language learners are often reluctant to speak as anxiety and stress levels build up.

For this reason, it is important that there is a “safe speaking environment” in the classroom, where students feel motivated and confident enough to experiment with language.

A safe speaking environment requires a positive classroom atmosphere with a trusting and supportive relationship between the teacher and the students, and among the students themselves. To foster this, teachers can:

- model good listening skills, including appropriate body language, gestures, and confirming expressions (e.g., *Right, Uh-huh*).
- teach the language that students will need to manage communication successfully. Lesson 3 of each unit of EVOLVE contains a short section entitled “Real-world strategy” which focuses on this kind of language.
- respond mostly to what students have said (e.g., *That was an interesting idea*) and less to the accuracy of the utterance.
- ask students, at the end of a pair or group work activity, to tell their peers one or more things that they did well.
- praise students for their performance. This is most effective when the praise is specific, rather than general. In a safe speaking environment, the teacher’s main role becomes that of a “facilitator” and “manager” (rather than an “explainer” or “instructor”). In this role, the teacher will often be moving around the classroom in order to:
 - make sure that everybody knows what they should be doing.
 - provide help and encouragement to groups and individuals.
 - check that everybody is on task.
 - monitor the language that the students are producing.

Every lesson in EVOLVE includes multiple opportunities for speaking in pairs and small groups. In lessons 1–4 of each unit, these are often oral practice of the grammar and vocabulary that the students have been studying, but there are also personal reactions to the texts and topics, short role plays, and other tasks. Lesson 5 of each unit (“Time to speak”) is an extended speaking lesson where students tell stories, share information, talk about and reach collective plans and decisions, solve problems, engage in debates, and take on challenges. Students’ main focus will be on the communicative goals of the task, while still having the opportunity to practice that unit’s target grammar and vocabulary.

Preparing students for communicative tasks

In lesson 5, you will see that there are sections titled “Research,” “Prepare,” or similar. It is important that plenty of time is allocated to these sections so that students can prepare what they are going to say. This time will reduce the potential for cognitive overload and stress, which is caused by trying to find things to say and ways to say them. It will also help students to produce more fluent and more complex language. The preparation and research sections are not only *preparation* for speaking: they are often *opportunities* for speaking in themselves.

In addition to the activities in the Research and Prepare sections, you may wish to do one or more of the following:

- give students time to think silently about the task they are going to perform.
- give students time to take notes about what they are going to say.
- allow students to brainstorm ideas with another student.
- give students time to research (e.g., online) the topic they are going to talk about.
- encourage students to rehearse mentally what they are going to say.
- give students time to review relevant vocabulary notes or look up useful vocabulary in a dictionary.
- extend the list of phrases that are provided at the bottom of each lesson 5.

These techniques may also be used before other pair and group work activities in the book (e.g., the first page of each unit).

Giving feedback on speaking tasks

Until students feel confident in speaking tasks, it is probably best to leave error correction until the end of the activity. While the students are speaking, take notes on anything you want to focus on in a later correction slot. Here are some ideas for building a safe speaking environment in the context of correction:

- decide, in advance of the activity, that for some groups you will focus on the content and for others you will focus on examples of accurate or appropriate language use.
- draw attention to examples of accurate and appropriate language (e.g., avoiding a very common mistake).
- write (anonymized) examples of things you have heard on the board, but mix up examples of errors and good language use. The students' first task is to identify the examples of good language use.
- invite all students to suggest corrections or improvements to the language that is being focused on. One way of doing this is by putting students into groups to talk about the improvements or changes before conducting feedback with the whole class.

Maximizing the amount of speaking

For students to gain full benefit from pair and group work activities, they must speak a lot and push themselves to use the full extent of their language resources. This does not always take place when students do a speaking task, so it is sometimes a good idea to repeat the activity. The second time around, students are usually more fluent and more accurate. In order to maintain motivation, however, students will need a reason to repeat something they have just done. It is often possible for students to work with a different partner the second time, but here are some other ways of managing task repetition:

Different roles In some tasks, one member of a pair may be more of a listener than a speaker. When the task is repeated, the roles are reversed. In some tasks, individual students may be allocated specific roles, such as note-taker, language monitor, chair, or timekeeper. When the task is repeated, the allocation of these roles is changed.

Time limits Students repeat the task with a different partner, but are given less time for the repetition.

No notes When students have made notes in preparation for a task, they may be asked to repeat it without referring to their notes.

Additional planning time Give students extra planning time before they repeat the task with a new partner.

Record and repeat Students record their speaking with audio or video. After spending time analyzing their language and perhaps transcribing some sections of it, they repeat the task.

Many factors, some outside the control of the teacher, can impact the development and maintenance of a safe speaking environment. There is not one single correct way of promoting such an environment, or of building positive relationships in a classroom. However, these suggestions should help you to realize these goals. They are intended to be options for you to experiment with and modify to suit your own classes.



EFFECTIVE TEACHER DEVELOPMENT

It is widely agreed that the main goal of teacher development is to effect positive change in teaching practice and, as a result, to enhance students' learning. Cambridge University Press has analyzed research on teacher development worldwide in order to determine the key factors that make a teacher development program successful. We have identified seven principles that lie at the heart of effective teacher development programs. The Cambridge Teacher Development approach states that successful development programs should be:

IMPACTFUL

To be impactful, a program needs to help teachers set objectives in effecting this change and track their progress against those objectives.

NEEDS-BASED

An effective program should address the daily challenges faced by teachers and learners.

SUSTAINED

In order for a program to be effective, it needs to be continuous. In the same way that students need time and frequent practice to use new language confidently, teachers need time to apply new strategies confidently in the classroom.

PEER-COLLABORATIVE

Peer collaboration is one of the greatest motivating factors for teachers in their development. Teachers are more likely to succeed in their development when they share their ideas and experiences with their peers.

IN-PRACTICE

Teacher development programs are more successful when they focus on practice rather than on theory alone.

REFLECTIVE

For teachers to make positive changes in teaching practice, it is essential for them to reflect on their current practices and any new strategies they learn.

EVALUATED

In order for teachers to make a real impact, it is essential for them to track and measure progress in their own and their students' performance.



TEACHER DEVELOPMENT IN EVOLVE

How does EVOLVE Teacher Development meet INSPIRE principles?

EVOLVE Teacher Development is **impactful**. It sets out clear objectives for every unit, as well as for the level as a whole.

The program takes a **needs-based** approach by integrating activities within the teacher's notes, fitting development strategies into everyday teaching. Elements of the program also offer extra support to those wishing to gain Cambridge qualifications, such as TKT or ICELT. You can choose to focus on one, two, or all three strategies in each level, depending on your needs and interests.

Our program has a strong focus on **practice**. Each unit offers two practice opportunities to develop an aspect of your teaching skills. Our **sustained** approach means that you will build on your skills throughout the course.

Reflection questions at the end of each unit help you track and **evaluate** your progress.

These questions help you develop greater awareness of what you do in the classroom and why you do it. This, in turn, enables you to make positive changes to your teaching.

If possible, make this reflection stage a **collaborative** activity by sharing your answers to reflection questions with your peers at the end of every unit.

A2 SYLLABUS

Strategy 1: Developing learner responsibility	Strategy 2: Memorizing new language	Strategy 3: Teaching and developing speaking skills
Unit 1: Learning about your students* <ul style="list-style-type: none"> Learning about your students' needs Learning what motivates your students 	Unit 2: Maximizing memory <ul style="list-style-type: none"> Memorizing sentence structures Reconstructing a text 	Unit 3: Rehearsing <ul style="list-style-type: none"> Practicing conversations alone Thinking about conversations
Unit 4: Using informal assessment techniques <ul style="list-style-type: none"> Tuning into students during speaking practice Giving feedback 	Unit 5: Making language memorable <ul style="list-style-type: none"> Making personal connections to new language Personalizing new language 	Unit 6: Repeating tasks <ul style="list-style-type: none"> Repeating a task with different partners Repeating a task to reach an agreement
Unit 7: Developing and analyzing study skills <ul style="list-style-type: none"> Encouraging reflection Asking useful questions 	Unit 8: Retrieving and reusing <ul style="list-style-type: none"> Playing games to retrieve language Reviewing and using new language 	Unit 9: Managing peer feedback <ul style="list-style-type: none"> Taking time out to listen to peers Giving specific feedback to peers
Unit 10: Managing pair and group work* <ul style="list-style-type: none"> Managing pair work Managing group work 	Unit 11: Playing memory games <ul style="list-style-type: none"> Remembering lists of language items Using pictures to remember vocabulary 	Unit 12: Extending students <ul style="list-style-type: none"> Asking follow-up questions Speaking for longer

*These items are linked to ICELT and TKT objectives.

HOW TO FOLLOW THE TEACHER DEVELOPMENT PROGRAM

- Read the syllabus on page T-xxv and think about which of the three themes you feel would benefit you the most. You might want to follow one, two, or all three of the themes.
- Before teaching a new unit, read the Teacher Development introduction. If you have time, you can also read the suggested text to learn more about the unit's development focus.
- Try out the activities in class.
- It's a good idea to keep a Teacher Development journal to keep track of your progress.
- You can also use your journal to make note of any Teacher Development activities you particularly enjoyed, as many of the activities can be adapted to use in different contexts. If possible, share your experiences and ideas with other teachers, either in person or in an online forum.

LET'S MOVE

3

TEACHER DEVELOPMENT INTRODUCTION

Strategy 3: Developing speaking skills - Rehearsing

Speaking activities need to be set up carefully. We should make sure students have the language they need for the activity and that our instructions are clear. However, sometimes it doesn't matter how well we do this, students still seem reluctant to speak. Giving learners some time to plan and then practice the speaking activity quietly to themselves can help them prepare for speaking tasks. Pre-speaking activities of this kind are often known as *rehearsing*. It can help make learners' speaking more successful and give students a sense of achievement. This, in turn, helps build their confidence and motivation to speak.

Say it to yourself (Activity 1): Ss practice answering questions quietly to themselves before speaking to a partner. You can try this in Lesson 3.1.

Think it through (Activity 2): Ss are given time to plan a conversation. You can try this in Lesson 3.3.

To find out more, read pages 6 and 7 of Philip Kerr's *How much time should we give to speaking practice?*

Please go to http://www.cambridge.org/elt/blog/wp-content/uploads/2017/12/CambridgePapersinELT_TimeForSpeaking_2017_ONLINE1.pdf to access this material.

INTRODUCE THE THEME OF THE UNIT

On the board, write *Let's move*. Ask Ss to say what they think of when they see this expression. Write their answers on the board. Ask *Do you move a lot? How do you move? Do you play sports? Ride a bike to work or school? Go to a gym?*

UNIT OBJECTIVES

Read the unit objectives aloud. Tell Ss to listen and read along. Go over any vocabulary that might be unfamiliar to Ss, for example: *fitness program* (an exercise plan or routine).

START SPEAKING

A In pairs, Ss discuss the questions. Ss share their answers with the class. The picture is a detail from the Beijing Olympic Games Opening Ceremony in 2008.

EXTRA ACTIVITY

Before doing Exercise B, ask Ss to write down a guess of which big sports event is the most popular with the whole class. After doing Exercise B, do a quick class survey. Ask each student to say which event they like to watch, and tally their answers on the board. Ask Ss to say if they guessed correctly.

B Write this sentence frame on the board for Ss to use: *I like to watch ___ because ___.*

- In small groups, Ss discuss the questions.
- Ask several groups to share their answers with the class.

C In pairs, Ss discuss the questions.

- **OPTIONAL ACTIVITY** Ss use their phones to access the video and then discuss if sports in their country is the same as in Irene's country.

REAL STUDENT

Hi, I'm Irene, and I'm from Mexico. In my country, the sports are very important. The people go to the gym a lot. On the weekends, the people usually play soccer.

T-21

The **introduction** appears at the beginning of every unit. Here you can read a brief description of the Teacher Development focus and learn about the two Teacher Development activities in the unit. You can also find out about optional extra reading on the unit's teacher development focus here.

The **extra reading** texts, such as the one referred to in the introduction above, can be found at www.cambridge.org/evolve. We suggest additional reading texts to supplement your development throughout the program. These reading texts aim to give you a deeper understanding of the theory behind the unit's Teacher Development focus. You don't need to read the texts in order to complete the Teacher Development activities, but you might find it useful to do so.



TEACHER DEVELOPMENT ACTIVITY 1

Say it to yourself

Alternative instructions for exercises 4B and 4C

Getting Ss to practice their part in a conversation before they work with a partner gives them practical preparation for speaking.

- Give Ss about two minutes to think of answers to the questions in exercise 4B. They can write down key words if they want. Monitor and make sure they aren't writing complete sentences.
- Tell Ss to practice saying their answers quietly to themselves. Demonstrate how to do this by whispering an example sentence: *Rafael Nadal is sitting at the table right next to me.*
- Suggest that Ss don't look at their partner when they practice alone.
- Monitor and help with language if necessary.
- After about two minutes, tell Ss to talk together to have phone conversations.

Workbook Unit 3.1

Two **Teacher Development activities** appear in every unit. They can be alternative instructions for Student's Book activities, or extra activities that can be used during the lesson.

These activities offer a practical way to make positive changes in the classroom.

Reflection questions appear at the end of each unit. They help you keep track of your progress. You can write the answers to these in a journal or share them with your colleagues.



TEACHER DEVELOPMENT REFLECTION

Either answer these questions yourself in a reflection journal or discuss them with your peers.

- 1 How much do you think rehearsing a speaking activity helped students?
- 2 How do you think it helped students? For example, were they more accurate? Did they use a wider range of language? Were they more fluent? Was their interaction better?
- 3 How comfortable were students either practicing language quietly alone or thinking about language? How comfortable did you feel during this point in the activity?
- 4 What changes, if any, would you make to these ideas?
- 5 What other kinds of speaking activities do you think rehearsing is suitable for?

PRONUNCIATION SUPPORT

Overview of Pronunciation sections

Most students learn English today to communicate with speakers of many different first languages. They often don't need, or want, to sound like native speakers; their objective is to speak clearly and be understood, and to understand other speakers of English.

EVOLVE reflects these objectives by separating pronunciation activities into *productive* sections (pronunciation for speaking) and *receptive* sections (pronunciation for listening).

Productive pronunciation (saying sounds)

Productive sections focus on the pronunciation features that are most important in *clear communication*: **vowel length**, individual **consonant sounds**, **consonant clusters**, and **word stress**. The productive pronunciation exercises throughout the series encourage students to listen, to notice, to compare to their own speaking, then to practice.

Receptive pronunciation (listening for sounds)

Receptive pronunciation sections focus on features that are usually *less clear* to listeners. These primarily focus on connected speech – phrases or sentences – and include features like **linking sounds**, **weak forms**, and **deleted sounds**. It is important to prepare learners to hear connected speech but less important that students adopt this style of speaking.

Use your students' first language

The pronunciation sections focus on features that are likely to be most useful for your students. However, just as learners have individual grammar, vocabulary, or skills needs, so too will they have individual pronunciation requirements. *You* are best placed to know *your* students' needs because you speak their language, and you can help students reproduce English sounds by thinking about similar sounds in your own language. For example, the English /r/ exists in some Portuguese accents at the end of words like *valor*. Work with your students to identify ways like this to make your first language a useful resource.

You are a pronunciation role model

When you speak the same first language as your students, you can be a role model for their speaking and help them find their English voice. That is also why we use other role models in the form of real student speakers from around the world throughout the series.



Tips for teaching pronunciation

To help students with their pronunciation in the productive sections:

Repeat (drill) the word or phrase. These drills provide important practice and give students confidence:

- Model the word or phrase.
- Ask students to repeat the word or phrase as a group.
- Students repeat the word or phrase with a partner.
- Individual students say the word or phrase to the class.

Use role models. Consider using clear speakers in the class as models, and model words yourself. This can be very motivating, and it reinforces the message that all accents are valid.

Find alternatives for phonemic symbols. We use phonemic symbols throughout the series for ease of reference, but you can use words as examples of sounds when you teach individual sounds. For example, to work on the /eɪ/ vowel sound, write *play* on the board and ask students for words with the same vowel sound.

Use a dictionary and draw symbols. Use a dictionary to check which syllable is stressed in a word. The stress is usually marked by ' before the stressed syllable, e.g., /sək'ses fəl/. On the board, however, it is clearer to write the word with a dot above the stressed syllable, e.g., *successful*. Encourage students to use stress dots when recording new words in their vocabulary notebooks.

Use gestures. You and your students can clap the rhythm of a word together. For example, *successful* = quiet clap, loud clap, quiet clap. You could also show this rhythm by holding up three fingers and using a clenched fist on the other hand to "bounce" from finger to finger, bouncing higher on the middle finger to show that this is stressed.

Demonstrate sounds. Pronunciation work in the classroom can be physical (and fun!), particularly when showing how sounds are articulated in the mouth. For example:

- Show students how to round their lips to make /w/.
- Show students how your top teeth touch your bottom lip to make /v/.
- Tell students to touch their throats to feel the vibration of **voiced sounds**, e.g., /d/ should vibrate because it is voiced, whereas /t/ should not vibrate because it is unvoiced.

Give timely feedback. It is important to give your students feedback on their pronunciation. However, we recommend waiting until after the initial notice stage because students might adapt their pronunciation on their own.

Use neutral language when giving feedback. It's important not to compare your students' pronunciation to mother-tongue English speakers. Avoid language such as *good*, *bad*, *mistake*, *natural*, and *perfect* when you comment on your students' pronunciation. Instead, use more neutral terms such as *clear* and *unclear*.

GLOSSARY

Consonant sounds sounds made by the tongue, teeth, or lips. For example, the /tʃ/ in *watch*.

Consonant clusters a group of consonant sounds with no vowel sounds. For example, /str/ at the beginning of *street*.

Deleted sounds the syllables we don't pronounce.

Linking sounds the way two or more words flow together and sound like one word

Voiced sounds the sounds that are produced with a vibration. For example, /v/.

Word stress the syllables we say a bit longer and louder than the other syllables in a word

Weak forms the syllables we don't stress in a word.



CONNECTIONS

1



TEACHER DEVELOPMENT INTRODUCTION

Strategy 1: Developing learner responsibility – Learning about your students

In this unit, we're going to focus on finding out about the **needs** and **motivations** of individual students. By getting students to consider their general needs, you can help them think more clearly about their specific aims for the course. Then, in each lesson, you can explain how tasks are helping students *achieve* those aims. Finding out about students' motivations will help you plan tasks and activities that suit individual learning styles. Students are more likely to be motivated if they can learn in a way that suits them.

Needs (Activity 1): Ss identify their abilities in English and their goals for the course. You'll have an opportunity to do this in lesson 1.4.

Motivations (Activity 2): Ss discuss how they like to learn in the English-language classroom. You can try this in lesson 1.5.

Finding out about students' needs and motivations will help you plan ways in which you can encourage them to be more responsible for their own learning and progress. To find out more, read the extract *Finding out about your students* from *Learner Autonomy* pp.16–21. Please go to www.cambridge.org/evolve to download this material.

INTRODUCE THE THEME OF THE UNIT

On the board, write *Connections*. Ask Ss to give examples of the kinds of connections they have in their lives. If they aren't sure, give examples from your own life (*I have two sisters, a piano teacher, my students, my neighbor, etc.*). Write their answers on the board. Ask *Are connections between people important? Is it important to have connections outside of family?*

UNIT OBJECTIVES

Read the unit objectives aloud. Tell Ss to listen and read along. Go over any vocabulary that might be unfamiliar to Ss, for example: *possessions* (things that you own) and *to have (something) in common* (to like the same thing).

START SPEAKING

- A** In pairs, Ss discuss the questions. The picture is of a *castell* (castle) in Catalonia, Spain. The people in red are on the same team, but people in blue, for example, are another team.

Ss share their answers with the class. Briefly discuss if everyone in the class has the same kinds of connections.



- B** Read the instructions aloud. Ask a S to tell the class what the instruction says in his/her own words.

- Set a time limit of five minutes. Ss do the task in pairs.
- **OPTIONAL ACTIVITY** If the use of smartphones in the classroom is possible, Ss research any possible connections between themselves and a famous person from their country. They could, for example, search for the person's hometown or what school he/she attended.

- C** In pairs, Ss discuss the questions.

- **OPTIONAL ACTIVITY** Ss use their phones to access the video and then discuss if they feel the same way Alessandra does about her connections.

REAL STUDENT

Hi. My name's Alessandra. I'm not a very social person. I don't have a lot of friends, and I don't have an account on Facebook. And you?

EXTRA ACTIVITY

Ss work in groups to discuss the questions: Do you enjoy being in a group or being alone? Which is more relaxing for you?

LESSON OBJECTIVE

- talk about the people in your life

1 VOCABULARY: Describing people you know

- **Introduce the task** On the board, write *Before class today, how many people did you say "hello" to? Set a time limit of one minute. Tell Ss to write down as many people as they can think of.*
- Ss compare lists with a partner.

EXTRA ACTIVITY

Tell Ss to look at page 2 and to write down any words they don't understand. Discuss the meaning of the words as a class, and encourage Ss to write the meanings and add the names of people from their own life that illustrate each word. If Ss use a laptop or tablet to take notes, suggest that they insert a photo of the person next to the vocabulary word.

A 1.03 **Do the task** Volunteers read the instructions and question aloud. Ask a S to tell the class what the instruction says in his/her own words.

- Ss work with a partner to complete the task. Play the audio for Ss to listen and repeat the words.

EXTRA ACTIVITY

Remind Ss of their lists of people from the warm-up. Ss talk with a partner about whether the people they said "hello" to today are the same people they see every day.

B Direct Ss to page 141 to complete the vocabulary exercises. Teacher tips for vocabulary exercises are on page T-141.

C **PAIR WORK** Model making one true sentence with one of the words and write it on the board.

- Set a time limit of three minutes for Ss to write their own sentences.
- Ss tell a partner their sentences.

2 LANGUAGE IN CONTEXT

A Read the instructions and questions aloud. Volunteers read the sentences aloud.

- Ss do the task individually and then check answers in pairs.
- Check answers as a class.

Answer

The picture of her brother and sister is checked.

B Read the instructions aloud.

- Ss do the task individually and then check answers in pairs.
- Check answers as a class.

Answers

2 b 3 d 4 e 5 a

3 GRAMMAR: *be*; possessive adjectives

- **Introduce the task** Read the sentences in the grammar box aloud. Ss repeat after you.

GRAMMAR SUPPORT

Review grammar terms. On the board, write *Rosa is from Mexico. She is a new student.* Point to each word. Ss say what part of speech it is (subject, subject pronoun, verb, adjective, noun). Label the words in the sentence and leave it on the board for reference. Then, on the board, write *I am from Mexico.* Ask *What is the subject of the sentence? (I) What is the verb? (am) What is the base form of am? (be) When the subject changes, for example, to you, what other part of the sentence changes? (the verb).*

A Do the task Ss complete the task individually and then check answers in pairs.

- **Review the task** Check understanding. Say one of the subjects from the box and ask a S to say what verb to use with that subject. Increase your speed as you say subjects. Make sure all Ss have a chance to answer at least once. Continue the activity by saying the full form of the subjects and verbs and ask Ss to say the contracted form.

Answers

2 aren't 3 isn't

B Give Ss time to read the information in the grammar box.

- Check understanding of possessive adjectives. Say *It's a (pencil). It's my pencil.* Emphasize *my* as you hold the pencil to your chest.
- Continue with other possessive adjectives with Ss' objects: *It's a book. It's her book.*
- Ss do the task individually.
- **Review the task** Check answers as a class. Then Ss cover the chart. Say a subject pronoun, and ask Ss to say the possessive adjective.

Answers

your his her its our their

C Direct Ss to page 129 to complete the grammar exercise. Teacher tips for grammar exercises are on page T-129.

D **GROUP WORK** Ss work individually to write the questions.

- While Ss are writing the questions, write the following sentences on the board: 1. *My brother and their sons live in Miami.* 2. *We have a dog. Its name is Bingo.* 3. *This is a picture of my sister with his boyfriend Manny.*
- Ss find the correct sentence and correct the incorrect ones.

Answers

- 1 My brother and his sons live in Miami.
- 2 Correct
- 3 This is a picture of my sister with her boyfriend Manny.

- Refer Ss to the **Accuracy check** box. Tell them to read their answers again and check for accuracy.
- Check answers as a class.
- Put Ss in small groups. Set a time limit of five minutes for Ss to ask and answer the questions.

Answers

- 2 Where is she from?
- 3 Is her name Maria?
- 4 Are they from Argentina?
- 5 Is our teacher American?
- 6 Where are your parents from?

4 SPEAKING

A Ss work individually to draw their diagrams and write descriptions of the people in their lives.

- **OPTIONAL ACTIVITY** Ss use their phones to access the video and then answer the question. (She talks about her grandfather and mother.)

REAL STUDENT

Hi, I'm Seung Geyoung. My grandfather's name is Pyong-Ho Kim. My mother's name is Channan Kim. And my close friend's name is Hyena Lee.




B **PAIR WORK** Read the instructions aloud. Volunteers read the sample conversation.

- Set a time limit of five minutes for Ss to write three questions to ask about the pictures. Pairs do the task.
- **OPTIONAL ACTIVITY** Ss can show their partner more pictures of their connections on their phones.
- **Workbook Unit 1.1**
- **Worksheets: Grammar 1.1; Vocabulary 1.1**

1 VOCABULARY: Naming everyday things

- **Introduce the task** On the board, write *Do you carry the same things in your bag every day? What thing or things do you need every day?* Set a time limit of one minute for Ss to think about their answers and take notes, if necessary.
- Ss compare answers with a partner.

A  **1.04 Do the task** Volunteers read the instructions and question aloud. Ask a S to tell the class what the instruction says in his/her own words.

- Play the audio for Ss to listen and repeat the words.
- Ask volunteers to answer the question.

EXTRA ACTIVITY


Quickly come up with simple gestures for each of the vocabulary items, for example, holding a steering wheel for *driver's license*, peeling a wrapper off a candy bar for *candy bar*, etc. Tell Ss to cover the vocabulary pictures. Do one of the gestures and ask a volunteer to say the word. Repeat with another gesture and then ask Ss to do the task in pairs.

B Direct Ss to page 141 to complete the vocabulary exercises. Teacher tips for vocabulary exercises are on page T-141.

C **PAIR WORK** Volunteers read the instructions and the sample conversation aloud.

- Ss do the task in pairs.
- **Review the task** Partners ask and answer questions to find out what is in each other's bags.

2 LANGUAGE IN CONTEXT

A  **1.05** Give Ss time to study the pictures in exercise 1A. Ask Ss to say in English any objects they recognize in the pictures.


- Play the audio. Ss do the task. Play it again for Ss to check answers.

Answers

They are at the airport.
1 C 2 B 3 A

MIXED ABILITY

Play the whole audio once for stronger Ss to do the task. Then play each conversation individually and stop for other Ss to check the correct box. Pair Ss and have stronger Ss help their partners while also checking their own answers.

B  1.05 Give Ss time to look at the pictures and read the words.

- Play the audio for Ss to complete the task. Play the audio again to check answers.

Answers

1 C 2 A 3 B

D Ss complete the task individually.

- Check answers as a class.
- Ss practice the conversations in pairs.

Answers

2 mine 3 his 4 mine 5 yours 6 theirs

3 GRAMMAR: Possession

A **Introduce the task** Review possessive adjectives. Write the subject pronouns on the board in a vertical list. Ask volunteers to come to the board and write the possessive adjective next to each subject and then use it in a sentence. Leave the list on the board.

- Give Ss time to silently preview exercise 3A and look at the information in the grammar box. Ask *What is a pronoun?* (a noun that is used in place of another noun).
- Read the example sentences in the chart aloud. Ss repeat after you.
- On the board, write *It's Dora's hairbrush*. Underline *Dora's hairbrush* and ask what word can be substituted (hers). Continue with other sentences.
- **Do the task** Ss complete the task individually.
- Check answers as a class.

Answers

1 b 2 a 3 b 4 b

- **Review the task** Tell Ss to cover the grammar box. Volunteers come to the board and write the possessive pronouns in the list on the board from earlier in the task.

HOMEWORK IDEAS

Tell Ss to write ten questions and answers: five with possessive adjectives and five with possessive pronouns. For example, *Whose money is this? It's my money. / It's mine.*

B **PAIR WORK** Model the task with a volunteer.

- Ss do the task in pairs.

C Direct Ss to pages 129–130 to complete the grammar exercise. Teacher tips for grammar exercises are on page T-129.

HOMEWORK IDEAS

Alternatively, Ss can do exercise 3C for homework and then do exercise 3D in the next class.

4 SPEAKING


- **GROUP WORK** Ask two volunteers to say the sample conversation aloud.
- Model another conversation with a volunteer.
- Ss ask and answer questions in small groups.
- **Workbook Unit 1.2**
- **Worksheets: Grammar 1.2; Vocabulary 1.2; Speaking 1**

LESSON OBJECTIVE

- greet people and start a conversation

1 FUNCTIONAL LANGUAGE

- **Introduce the task** Ask Ss to think about the last time they had to introduce themselves to a group of people they didn't know and let them share with the class. Ask Ss what English words and phrases they know to use when they meet someone for the first time. Write the words and phrases on the board for Ss to refer to later in the lesson.

- A  **1.06 Do the task** In pairs, Ss look at the pictures and discuss how they think the people are connected.

Sample Answers

Picture A: a man introducing two people
Picture B: a friend at someone's home

- Play the audio. Ss take notes on their answers to the questions. Play the audio again if necessary.
- Ss discuss their answers to the questions in pairs and then share their answers and reasons with the class. Did Ss have different ideas about the answers?

Answers

Picture A goes with Conversation 1; Robert's coworker is Julie.
Picture B goes with Conversation 2; Patrick is Raquel's husband.

 **EXTRA ACTIVITY**

Put Ss in small groups and tell them to substitute the bold words and sentences in the conversations with words and phrases that have similar meanings. Refer them to the words and phrases they shared in the introduction for possible substitutions. Then have Ss say their new conversation for the class.

- B Ss complete the sentences individually and then check answers with a partner.

- Check answers as a class.

Answers

1 meet you 2 too 3 no see 4 Great 5 good
6 know 7 How 8 friend

 **EXTRA ACTIVITY**


As a class, brainstorm situations where introducing or greeting people is common. Write Ss' ideas on the board. Ask a pair to stand up. Point to one of the situations on the board and ask the pair to have a short conversation using the words and phrases from the lesson. Continue with other pairs.

- C **PAIR WORK** Model the task with a volunteer.

- Ss do the task in pairs.
- Ss change partners. To facilitate changing partners, tell Ss to stand in two equal lines facing each other. Set a time limit of 30 seconds for each conversation. Say *Change*, and each student greets the next person in line.

2 REAL-WORLD STRATEGY

- **Introduce the task** As a class, brainstorm situations where people show interest or surprise (talking about a vacation, a new baby, a funny work story, etc.).

A  **1.07 Do the task** Read the information and the sample sentences, emphasizing the rising intonation. Ss repeat.

- Direct Ss' attention to the **Insider English** box. Ask a volunteer to find an example of *pretty* + adjective in the conversation (*pretty new*).
- Ss fill in the blanks individually.
- Ss compare answers in pairs. Play the audio to check answers.

Answers


1 Seriously 2 Is it really

B **PAIR WORK** Pairs practice the conversation from exercise 2A.


HOMEWORK IDEAS

Pair Ss and assign one of the conversations from exercise 1A to each pair. Tell Ss to memorize their lines at home and then say their conversation for the class without looking at their books.

3 PRONUNCIATION: Saying /l/ at the end of a word

A  **1.08** Read the instructions aloud. Play the audio. Ss say the words that end in /l/.

- Play the audio again. Pause the audio after each sentence. Ss repeat. Ask Ss *Do your /l/ words sound the same or different?*

B  **1.09** Read the instructions aloud. Play the audio for number 1. Ask Ss if they think B sounds clearer.

- Play the audio for numbers 2 to 6. Ss check their answers in pairs and then check answers with the class.

Answers

2 A 3 A 4 B 5 B 6 A

C **PAIR WORK** Put Ss into pairs. Ss take turns speaking and listening. Monitor and check.

4 SPEAKING

A **PAIR WORK** Read the instructions and situations aloud. Check understanding.

- Ss put the conversations in order individually and then check answers with a partner.
- Check answers as a class by asking volunteers to write one sentence from the first conversation on the board in the correct order. Repeat with the second conversation. Leave the conversations on the board for Ss to refer to in the next exercise.
- Ss practice the conversations in pairs.

Answers

Situation 1: 3, 2, 4, 1

Situation 2: 3, 1, 4, 2, 5

B Direct Ss to the conversations on the board from exercise 4A. Ss add to the conversation individually and then compare their conversations with a partner who chose the same conversation. Give pairs time to write their conversation and practice it before acting it out for the class.

- **Workbook Unit 1.3**

- introduce yourself in an email

1 READING

- Introduce the task** Ask Ss if they prefer to communicate in person, on the phone, in a text/IM, or in an email. Briefly discuss if they communicate with the various people in their lives differently: *Do you only text friends? Do your parents always prefer a phone call? etc.*

A **PAIR WORK** **Do the task** Ss discuss the questions in pairs.

B **READ FOR MAIN IDEAS** Review *main idea*. Name some popular books that all Ss have read (the *Harry Potter* books, *The Lord of the Rings*, *The Hunger Games*, etc.). Ask volunteers to say the main idea of the book in one sentence. Alternatively, ask volunteers to say the main idea of a book or an article they are reading now.

- Read the choices aloud. Check understanding.
- Point out that the email has some mistakes, but Ss should ignore them for now and just read for the main idea. Give Ss time to silently read the email.
- Check the answer as a class. Ask Ss to explain why they chose their answer.

Answer

He wants a job.


C **READ FOR DETAIL** Review *detail*. Ask Ss to say an important detail from one of the books/articles mentioned in exercise 1B.

- Ask volunteers to read the comments aloud.
- Ss complete the task individually.
- Check answers as a class.

Answers

1 D 2 A 3 B 4 E 5 F 6 C

D Direct Ss' attention to the **Register check box**. Give them time to read the information and answer the question individually. Check the answer as a class. (Chris writes *I want a job for the summer* instead of *I would like a job for the summer*.)

E  **1.10 PAIR WORK THINK CRITICALLY** Read the instructions aloud so that Ss know what to listen for in the audio.

- Play the audio.

 1.10 Audio script

Dave Hello, Chris? This is Dave. Thank you for your email. My restaurant is a vegan restaurant, and we don't cook meat. I can't offer you a job for the summer. Good luck with your career. Bye.

VOCABULARY SUPPORT After Ss listen to the audio the first time, ask them if they are familiar with the word *vegan*. If not, ask them to guess from the context of the audio. Teach/review some diet words. *Vegetarian*: someone who does not eat meat or fish. *Vegan*: someone who does not eat any product that comes from an animal, including eggs, milk, yogurt, cheese, etc.

- Play the audio again, if necessary.
- Ss discuss the questions with a partner.
- Check answers as a class.

Suggested answers:

Dave doesn't offer Chris a job. Dave's restaurant is vegan, and Chris likes to cook meat dishes.

You should find out details about the business before you ask for a job.

2 WRITING

- **Introduce the task** Discuss different types of situations when a formal email is appropriate and when an informal email is acceptable. Write Ss' ideas on the board and leave them there for Ss to refer to later in the lesson.

A **Do the task** Ss read the email silently and answer the question.

- Check the answer as a class.
- Ask: *Who wants an internship?* (Lily Martin) *Who is Abigail?* (Lily's classmate and Mr. Johnson's daughter) *How long is the internship?* (two months) *Why is she writing specifically to Mr. Johnson about an internship?* (He works at Grallen Technologies.)

Answer

Yes, the writer follows the advice from the comments on page 8.

VOCABULARY SUPPORT Ask if Ss know what an internship is. Ask Ss what kinds of tasks an intern in a company might do (follow various employees around to see what they do, attend meetings, etc.). Ask if any of them or someone they know has had an internship, and if so, to describe it. Ask Ss what a résumé is and what is included on one (name, education details, and work experience).

B **WRITING SKILLS** Ss do the task individually and then compare answers with a partner.

Answers

- (b) Internship, Dear, Your, In, I, I, Thank, Best
- (c) Johnson, Abigail, University of Toronto, Grallen Technologies, Lily Martin
- (d) Mr.
- (e) Toronto
- (f) October, November

C Ss do the task individually and then compare answers with a partner.

Answers

Dear Ms. Ali,
My name is Amanda Barron. I work with your sister at First City Bank in Salvador. Now I would like a new job.
Can we meet on Tuesday and talk about your company?
Sincerely,
Amanda Barron

MIXED ABILITY

Provide Ss with a template for writing their emails:

Dear _____,

My name is _____. I _____ with your _____
in/at _____. I would like a/an _____ with your
company, _____. Can we meet _____ to talk?

Thank you for your time.

E **PAIR WORK** Pairs share their emails. Give them time to ask questions about anything they don't understand in their partner's email. Ask Ss to comment on any part that was not correct for a formal email.

- Ss write a reply to their partner's email.



TEACHER DEVELOPMENT ACTIVITY 1

Needs

This activity helps students consider their general needs; in other words, to think about their current ability in English and their overall reason for learning this language. Do this activity after students have finished A–E, or assign it for homework.

- Write the following email on the board and tell Ss to copy it:

Subject: My needs

Dear (your title and name),

I need to learn English for my _____.

*At the end of this course, I would like to be better
at _____ and _____.*

I can _____ and _____ quite well.

I can't _____ or _____ very well.

Thank you for your time.

- Demonstrate the task by writing in examples such as: *job as an engineer / Cambridge exam, using past tenses / talking on the telephone in English, greet people / start a conversation, remember new words / understand different accents.*
- Ss complete and give you the email.
- Tell Ss you will use the information to help you plan lessons.

- **Workbook Unit 1.4**

WRITE IT

- ### D Ss do the task individually. Remind Ss to refer to the ideas from the introduction or any notes they have from earlier in the lesson.

TIME TO SPEAK

Things you have in common

LESSON OBJECTIVE

- talk about what you have in common



Time on each stage

- **Introduce the task** **Aim:** Introduce the concept of probability.
- Use coins to introduce the idea of probability. Teach *heads* (= the side of the coin with the person) and *tails* (= the other side of the coin). Flip the coin. Before you reveal if it's heads or tails, ask *What is the chance of heads?* (50 percent) Explain that this is the idea of probability and that they will use it in the next exercise.
- Direct Ss to the **Useful phrases** section at the bottom of the page. Remind Ss that they can use the phrases at the relevant stages of the lesson.

A **DECIDE** **Do the task** **Aim:** Ss prepare to talk about things in common.

- **INDIVIDUALLY** Ss complete the task individually.
- **PAIR WORK** Ss compare answers with a partner and agree on an answer for each question.
- Ss read the answers at the bottom of the page. Are they surprised?

B **AGREE** **Aim:** Ss personalize the topic.

- **INDIVIDUALLY** Ss read the questions silently and prepare their answers.
- Ss form groups and ask each other the questions to find out what they have in common.

C **Aim:** Ss find things in common with the class.

- **Preparation for speaking*** Give groups time to practice what they are going to say to the class.
- **WHOLE CLASS** Ss tell the class about what they have in common with their groups and others in the class.

D **DISCUSS** **Aim:** Ss prepare to speak to the class.

- **INDIVIDUALLY** Ss write endings to the questions with their own ideas.
- Ss ask their group the questions they have prepared.
- **Feedback for speaking activities*** Monitor and make a note of the strong points of each group, e.g., use of unit vocabulary, interesting questions, natural-sounding interactions, etc. Use your notes to give feedback at the end of the lesson.
- Each group decides how to complete the sentences.

E **PRESENT** **Aim:** Ss learn more about what they have in common.

- **WHOLE CLASS** Groups take turns reading their sentences from exercise D aloud.
- Give other groups one minute to discuss before telling the class their guesses.

- **Review** **Feedback for speaking activities*** Give the class positive feedback based on the notes you made earlier in the activity.
- *These tips can help you create a safe speaking environment. They can also be used with other speaking activities. For more information, see page T-xxii.



TEACHER DEVELOPMENT ACTIVITY 2

Motivations

This activity helps you learn about Ss' individual learning styles – ways of learning they prefer and which are more likely to lead to success.

- Ask Ss to think about their *own* answers to this questionnaire:

What did you enjoy about this lesson?

- answering questions alone
- asking and answering questions in a group
- presenting information to the class

Which of these things are true for you?

- 1 I don't like to make mistakes when I speak or write.
- 2 I write new words in my notebook (e.g., *Useful phrases*).
- 3 I like to use language in conversation as soon as possible.
- 4 I like it when the teacher helps me notice and correct my own errors.

- Ss discuss their answers. Ss should use phrases from the lesson (*Me, too / Same here, Not me / I don't*).

PROGRESS CHECK

- Direct Ss to page 153 to check their progress.
- Go to page T-153 for Progress check activity suggestions.



TEACHER DEVELOPMENT REFLECTION

Either answer these questions yourself in a reflection journal or discuss them with your peers.

- 1 What did you learn about your students from their "My needs" emails? Was any of the information surprising? Do you think the students assessed their own abilities accurately? Why/why not?
- 2 Why do you think it was important for students to discuss their questionnaire answers?
- 3 How do you think the information you now have about your students might affect the teaching of this course?

WORK AND STUDY

2



TEACHER DEVELOPMENT INTRODUCTION

Strategy 2: Memorizing new language – Maximizing memory

A good memory is one of the keys to successful language learning. In this unit, we look at ways to help our Ss exercise their memories so they can more easily remember useful words, expressions, and grammar structures.

What did you say? (Activity 1): Ss take turns memorizing and repeating personalized sentences using a particular grammar structure. You will have the opportunity to try this in Lesson 2.1.

Reconstructing a text (Activity 2): Ss work with key words and expressions to recreate a short text. You can try this in Lesson 2.2.

To find out more about memory and memory-development techniques in language learning, read the Introduction and Chapter 1 of Nick Bilbrough, *Memory Activities for Language Learning*, pp.1–42. Please go to www.cambridge.org/evolve to download this material.

INTRODUCE THE THEME OF THE UNIT

On the board, write *My week*. Briefly discuss the events of your week. Ask *Do you do the same things every day?* If necessary, write categories on the board that might apply to your Ss (work, study, friends, family, sports, etc.). Write their answers on the board.

UNIT OBJECTIVES

Read the unit objectives aloud. Tell Ss to listen and read along. Go over any vocabulary that might be unfamiliar to Ss, for example: *workspace*, *podcast*. Ask Ss if they know what *podcast* and *app* are short for (iPod + broadcast; application).

START SPEAKING

- A In pairs, Ss discuss the question. Ss share their answers with the class. Briefly discuss if anyone in the class thinks their phone screen or social media page looks similar to the one in the picture.
- B Give Ss time to think of their own answers to the questions. Set a time limit of five minutes. Ss discuss the questions in pairs.

EXTRA ACTIVITY

Put Ss in small groups. Group members compare how busy each person is and decide who in the group does the most things. Ask a S from each group to share what they learned with the class.

- C In pairs, Ss discuss the question.

- **OPTIONAL ACTIVITY** Ss use their phones to access the video and then discuss if they think their busy day is the same as Allison's.

REAL STUDENT

Hi, I'm Allison. My busy day is usually Tuesday. On that day, I go to university after work. Also, I go to the church in the night, and then I do my homework. And you?

EXTRA ACTIVITY

Ss discuss what the most important appointments are in their day and which appointments they can delay if they need to. Ask if they finish all the things on their schedule every day.

LESSON OBJECTIVE

- talk about what people do every day, on the weekend, etc.

1 LANGUAGE IN CONTEXT

- **Introduce the task** Give Ss time to study the picture. Ask if they know what a fitness tracker does.
- On the board, write *fitness*. Ask Ss if they know what the word means.
- Let pairs discuss what they do for fitness.

VOCABULARY SUPPORT In general, *fitness* is used to talk about how healthy a person is, including their weight and how much they exercise. There are many kinds of fitness trackers, and they can monitor many different things. Some of the more advanced fitness trackers monitor how many steps you take in a day, how many stairs you climb, how many hours you sleep, and how well you sleep. Many also include GPS.

A **Do the task** Ask a volunteer to read the instructions and items aloud. Check understanding.

- Give Ss time to read the article. Answer any questions about unfamiliar vocabulary.
- Ss do the task individually.
- Check answers with the class.

Answers

drinking, exercise, free-time activities, sleep, work

B Give Ss time to read the article again and think about their answers to the questions.

- Ss compare their answers with a partner.
- Ss share their partners' answers with the class.

Answers

No, Julia doesn't need more exercise because she does a lot of housework.

 **HOMEWORK IDEAS**


Ss substitute their own information into the article "My Life in Numbers." (They can guess about how many steps they take.) Ss share their information with the class the next day.

C Ss discuss the questions in pairs before sharing answers with the class.

- On the board, write the things that Julia's fitness tracker monitors. Let the class vote on what information is useful and what isn't. Encourage them to explain their answers.

2 VOCABULARY: Expressions with *do*, *have*, and *make*

- **Introduce the task** Ask Ss if they know any phrases in English with *do*, *have*, or *make*. Write them on the board.

A  1.11 **Do the task** Give Ss time to look at the pictures and read the phrases.

- Play the audio for Ss to complete the task. Play the audio again to check answers. Then play it again for Ss to listen and repeat the phrases.

Answers

Seven of the phrases are in the article:
do: (the) dishes, the laundry, the housework
have: free time, something to drink
make: the bed, plans

B Direct Ss to page 142 to complete the vocabulary exercises. Teacher tips for vocabulary exercises are on page T-141.

C **PAIR WORK** In pairs, Ss discuss the questions.

- **OPTIONAL ACTIVITY** Ss use their phones to access the video and then discuss if they do the same activities as Celeste.

REAL STUDENT

Hi! I'm Celeste. Every day, the first thing that I do is wake up early. I brush my teeth. I do the housework and do the dishes, and I prepare the breakfast. Then I go to the gym and come back [around] 10:30 a.m., and I prepare the lunch but only three or four days in the ... in the week. Around 2 p.m., I go to the university and come back at 9 p.m., yes, or 8. And finally, I do my homework, and I can sleep.

3 **GRAMMAR: Simple present for habits and routines**

- **Introduce the task** Read the example sentences and questions in the chart aloud. Ss repeat after you.
- On the board, write *habit* and *routine*. Explain that a habit or routine is something that you do regularly or usually. Give examples from your own life. (*Every day I get up at 6:00 a.m. I play tennis on Saturday mornings.*) Ask Ss to give examples of a habit or routine from their own lives.
- On the board, write *I eat*. Then write *he, she, and it*. Ask Ss how the verb changes when the subject changes (add *s* to *eat*). Ask *What word do you add to the sentence to make it negative?* (don't) *What if the subject is he, she, or it?* (doesn't).
- Books closed. Check understanding of the information questions. Ask a S one of the questions. He/She answers it and then asks the same question to another S. Continue with the other questions as time allows.

A **Do the task** Ss complete the task individually and then check answers in pairs.

Answers

1 *s* 2 *doesn't* 3 *es* 4 *does*

B Direct Ss to page 130 to complete the grammar exercise. Teacher tips for the grammar exercises are on page T-129.

C Ss work individually to write the questions and answers.

- Read the information in the **Accuracy check** aloud.
- Tell Ss to look at their answers again and check for accuracy.
- Check answers as a class.

Answers

- 1 A When does your day usually start?
B It usually starts at 7:00 a.m.
- 2 A How many coffees do you have every day?
B I have four cups every day.
- 3 A How often do you do the dishes?
B I do the dishes every evening.
- 4 A What time does your family have dinner?
B We usually eat at seven.
- 5 A How many hours do you sleep?
B I always sleep for seven hours.

4 **SPEAKING**

- **PAIR WORK** Put Ss in pairs. Set a time limit of five minutes. Ss ask and answer the questions from exercise 3C.



**TEACHER DEVELOPMENT
ACTIVITY 1**

What did you say?

This is a simple but effective activity that can be used to practice understanding and memorization of all kinds of grammatical structures at the sentence level. Here the focus is on personalized sentences using the simple present with frequency expressions.

- Tell Ss to write their answers to the five questions in exercise 3C in the form of full sentences.
- Put Ss into new pairs. Student A reads aloud his/her five sentences while Student B listens and tries to remember. When Student A has finished, Student B repeats back everything he/she can remember. Student A prompts and corrects as necessary.
- Then Ss change roles within their pairs and repeat the activity.

- **Workbook Unit 2.1**
- **Worksheets: Grammar 2.1; Vocabulary 2.1**

- talk about your workspace

1 VOCABULARY: Naming work and study items

- **Introduce the task** On the board, write *What do you need to help you study?* If necessary, give some examples, such as *a hot cup of tea, quiet, a good lamp, a good chair, music, a pencil.* Set a time limit of one minute and tell Ss to write down as many things as they can think of.
- Ss compare lists with a partner.

A Ask volunteers to read the questions aloud. Elicit answers from the class.

B  **1.12 Do the task** Ss look at the pictures.

- Play the audio for Ss to listen and repeat the words.
- **Review the task** Books closed. Check understanding of the vocabulary. Say one of the words from the list and ask Ss to point to or hold up an example of the word. If the item doesn't exist in the classroom, ask a volunteer to say a definition or use it in a sentence.
- Ss discuss the question in pairs.

EXTRA ACTIVITY


Remind Ss of their lists of things from the warm-up. Let them talk with a partner and compare their list to the vocabulary items. Were any items the same? How do they use any of the items from the vocabulary list?

C Direct Ss to page 142 to complete the vocabulary exercises. Teacher tips for vocabulary exercises are on page T-141.

2 LANGUAGE IN CONTEXT

A Ask volunteers to read the instructions and places aloud. Check understanding.

- Ss discuss the question with a partner.
- Ss share their partners' answers with the class.

B  **1.13 Give Ss time to look at the pictures.**

- Play the audio for Ss to complete the task.
- Play the audio again for Ss to read along and check answers.

Answers

A: Speaker 2 B: Speaker 1 C: Speaker 3

C **PAIR WORK** Read the instructions aloud. Ask a S to tell the class what the instructions say in his/her own words. Model an answer about one of the places by saying your own answer. Give Ss time to think of their own answers.

- Pairs discuss the questions.
- **OPTIONAL ACTIVITY** Tell Ss to do an image search for "the ideal office space."
- Ss choose their favorite office space from the images, say why they like it, and describe the items there using demonstrative pronouns.



TEACHER DEVELOPMENT ACTIVITY 2

Reconstructing a text

This activity develops Ss' ability to focus on and remember key words and expressions from a text. They then use the words and expressions to create a coherent text, which further assists the process of memorizing.

- Tell Ss they will soon have to remember and write one of the scripts from exercise 2B. Give them 60 seconds to look at Script 1 (*This is my office ...*) and memorize as much as they can. Encourage them to focus on key words and expressions.
- Ss close their books. Working alone, they write down as many key words and expressions as they can remember.
- Put Ss in pairs. Using their notes, they recreate the script. Their texts don't have to use exactly the same wording as the original, but they should include the same information – and use correct English!
- Ss compare their texts with the original. Ask them to tell the class about any interesting differences. Are they mistakes or just different ways of saying the same thing?

3 GRAMMAR: *This / that one; these / those ones*

- **Introduce the task** Review *this / that one; these / those ones*. On the board, write *this one / that one / these ones / those ones*.
- Place single and pairs of objects around the classroom.
- Stand directly next to one object and say a sentence with *this*. (*This one is my favorite.*)
- Point to an object farther away from you and say a sentence about that object with *that one*.
- Continue with other objects and *these/those ones*.
- Keep the objects in the classroom for use later in the lesson.

GRAMMAR SUPPORT Ss may ask when to use *one/ones* and when not to use it in this construction. Generally, using *one/ones* makes the sentence more specific and can be used for emphasis when the speaker is talking about a particular thing or particular things.

A Give Ss time to look at the information in the Notice box.

- Ss do the task individually.
- Ss compare answers with a partner and then check answers with the class.

Answers

1 Those ones 2 that one 3 These ones 4 This one

B Ss do the task individually. Check answers as a class.

Answers

1 one 2 ones

C Direct Ss to page 131 to complete the grammar exercise. Teacher tips for the grammar exercises are on page T-129.

D Give students time to look at the picture and read through the conversation.

- Ss do the task individually.

Answers

2 This 3 this 4 those 5 ones 6 these/those
7 These/Those 8 ones 9 that



HOMework IDEAS

Assign exercise 3D for homework and check answers with the class the next day.

4 SPEAKING

A **PAIR WORK** Read the instructions aloud. Ask a S to tell the class what the instructions say in his/her own words. Ask volunteers to read the sample conversation.

- Set a time limit for Ss to draw their workspaces.
- Pairs do the task.

B **GROUP WORK** Put pairs into groups of four. Each student answers the questions about their own workspace and their partner's workspace.


- **Workbook Unit 2.2**
- **Worksheets: Grammar 2.2; Vocabulary 2.2; Speaking 2**

LESSON OBJECTIVE

- explain communication problems

1 FUNCTIONAL LANGUAGE

- **Introduce the task** Ask *Do you have problems talking to people with your phone, tablet, or computer? What kinds of problems do you have? What problems are difficult?*

A  **1.14 Do the task** Read the instructions aloud. Ask a S to say what the instructions say in his/her own words. Ask a volunteer to read the problems in the box aloud. Check understanding. Brainstorm other problems as a class. Write Ss' answers on the board.

- Play the audio. Ss read along.
- Direct Ss' attention to the **Insider English** box and read the information aloud.
- Play the audio again if necessary.
- Ss discuss their answers in pairs and then check answers with the class.

Answers

- 1 There's a bad connection, person B has no picture, and they have problems hearing.
- 2 He's breaking up, and they have problems hearing.

 **EXTRA ACTIVITY**

Before class, make copies of the conversations – enough so that each pair of Ss will have a copy. Cut each conversation into strips (one line of conversation per strip), mix up the strips for each conversation, and distribute them to the pairs. Pairs work together to put the conversations back into the correct order. Ss practice the conversations. Accept any version of the conversation that makes sense.

B Direct Ss' attention to the headings in the chart. Check understanding.

- Ss complete the task individually.

 **MIXED ABILITY**

Direct stronger Ss to cover the text of the conversation from exercise 1A and try to fill in the blanks from memory. For other Ss, allow them to reread the conversations first and then fill in the blanks.

- While Ss are completing the task, write the sentences on the board, including the blanks.
- Volunteers come to the board to fill in the blanks for the class to check answers.

Answers

- 1 Wi-Fi 2 connection 3 breaking up 4 echo 5 hear 6 about now 7 still there 8 volume 9 call you

C **PAIR WORK** Ss practice the conversations in exercise 1A in pairs.

- Pairs say their conversation for the class.

2 REAL-WORLD STRATEGY


- **Introduce the task** As a class, ask Ss to share situations where they had to ask someone to repeat what they said. Ask Ss what words or phrases in English they used to do this.

A **Do the task** Read the expressions in the box aloud several times. Ss repeat.

- Ss complete the task individually and then check the answer in pairs.

Answer

What was that?


B  **1.15** Ss do the task individually.

- Play the audio for Ss to check their answers.
- Ss practice the conversations with a partner.

Answers

1 say that again 2 didn't catch that 3 could you repeat


3 PRONUNCIATION: Saying /h/ at the beginning of a word

A  **1.16** Read the instructions aloud.

- Play the audio, and Ss write in the words they hear. Ask Ss what sound all the missing words have.
- Play the audio again. Ss practice the conversation in pairs.

Answers


1 Hi 2 How 3 Hi 4 Hannah 5 hear

B  **1.17** Read the instructions aloud. Clarify that Ed, Hannah, and Anna are people's names. Also clarify the meaning of *Ow!* (the noise you make if something hurts)

- Play the audio and tell Ss to circle the words they hear. Check answers with the class.
- Say the /h/ words and tell Ss to repeat after you.

Answers

1 Hi! 2 ear 3 how 4 head 5 his 6 eight 7 Anna
8 hat

C  **1.18** Play the audio. Ss listen and read the sentences aloud, focusing on the /h/ words.

- Ss practice saying the sentences in pairs.

EXTRA ACTIVITY

Ss sit back to back. Each S has his/her book and a piece of paper and pencil/pen. Ss take turns saying one of the words in each pair while their partner writes the word they hear. Then they check their answers.

4 SPEAKING

- **PAIR WORK** **Introduce the task** Put Ss in pairs and assign who will be A and who will be B.
- Give Ss time to read the instructions and the situations.
- Model the task with a volunteer.
- **Do the task** Ss do the task in pairs.

MIXED ABILITY

If Ss are having difficulty with the task, choose a situation, a reason, and a problem, and then work with them as a group to write a conversation for them to practice.

- **Review the task** Pairs say their conversation for the class.
- When Ss finish their conversations, tell them to share the functional language phrase(s) that they used in their conversation.
- **Workbook Unit 2.3**


- write your opinion about a podcast

1 LISTENING

- **Introduce the task** Check understanding of *effective* (successful at doing tasks well and on time). Ask Ss to think about a person they know who is very organized and can usually get all their work, study, and/or home tasks done. Ask *Do these people have special skills that make them effective? What do you think makes them effective?*

A Do the task Ss look at the title of the book. Read the instructions and the ideas aloud. Ask a S to tell the class what the instructions say in his/her own words.


- Ss discuss the question in pairs. Explain that they should talk about what habits effective people have.
- Ss share their partner's ideas with the class.
- Write Ss ideas on the board for them to refer to later in the lesson.

B  **1.19 LISTEN FOR GIST** *Audio script p. T-173* Explain/review the meaning of *gist* (the main ideas, not the details).

- Read the instructions aloud. Explain that Ss should number the topics from exercise 1A in the order they hear them. Make sure they understand that they are only listening for gist, not for all the details in this first listening.
- Play the audio. Ss do the task individually.
- Check answers as a class. Discuss with Ss if their ideas on the board from exercise 1A match what they heard in the audio.

Answers

- 1 ways of thinking 2 sleeping habits 3 clothes
4 hobbies, interests, and sports


C  **1.19 LISTEN FOR DETAILS** *Audio script p. T-173* Review *detail*. Read the list of names aloud. Tell Ss they will listen for a detail about each person.

- Give Ss time to look at the pictures.
- Play the audio. Ss do the task individually.
- Check answers as a class.

Answers

- 1 E 2 B 3 A 4 C 5 D



D  **1.20 PAIR WORK** *Audio script p. T-173* Ss discuss the questions with a partner. If possible, let Ss use their phones to research details about each person and share what they learned with their partner.

- Play the audio for Ss to check answers.


Answers

- 1 He's one of the big bosses at Google.
- 2 He makes a lot of money every year and gives away a lot also. (businessperson)
- 3 He's the big boss at Apple, Inc.
- 4 He's a businessperson and writes books about business.
- 5 She's a big boss at Facebook.

E **PAIR WORK** **THINK CRITICALLY** Read the questions aloud. Check understanding.

- Suggest that pairs make a list under the headings *Why* and *Why not* to help them organize their ideas for the first question.
- Set a time limit of ten minutes for pairs to discuss the questions.


2 PRONUNCIATION: Listening for contractions

A  **1.21** Read the instructions aloud. Tell Ss to guess the missing letters. Play the audio for Ss to check their ideas.

Answers

- 1 s 2 t 3 t

- Ask *Which words are joined in there's / can't / don't / doesn't?* (there is / cannot / do not / does not).

B  **1.22** Read the instructions aloud.

- Read the sentence stems aloud so Ss know what they're listening for. Clarify the meaning of *vowel sound* and *sounds stronger* (sounds louder, higher, and longer).
- Ss complete the sentences. Play the audio to check answers.

Answers

- 1 Don't 2 Can't 3 There's

3 WRITING

- **Introduce the task** Briefly discuss if Ss post comments to a podcast or an online magazine, website, etc. Ask what makes them post a comment. If they don't post themselves, ask if they read comments on podcasts or websites they listen to / read.

A **Do the task** Ss read the comments silently and do the task individually.

- Check the answers as a class.
- Ask *Whose comment is mostly negative?* (B); *What does Give me a break mean?* (an expression someone uses when they think someone is being dishonest or saying something foolish); *Who is Jack Dorsey?* (the CEO of Twitter), and *What is a simple explanation of meditation?* (being quiet and concentrating on breathing).

Answers

1 B 2 C 3 A

B **Ss do the task individually and then compare answers with a partner.**

Answers

- 1 The podcast is very interesting; I don't believe
- 2 for example; Another example is
- 3 Like all the others

WRITE IT

C **Ss do the activity individually. Remind Ss to look at any notes they have from earlier in the lesson.**

- Pairs share their comments. Give them an opportunity to ask questions about anything they might not understand in their partner's comment. Ask them to say which comment in exercise 1A their partner's comment is the most similar to.
- Tell Ss to keep their writing where they can refer to it later. Encourage them to revisit their writing at the end of the unit and make any changes they think it needs. (This is part of the **Prove it** section of the **Progress check** on page 153 in the Student's Book.) This can include spelling, grammar, vocabulary use, punctuation, etc. Explain to Ss that everyone, no matter their level, can improve their writing and that sometimes it is helpful to put a piece of writing aside for a day or two and look at it again with "fresh eyes."

D **WRITING SKILLS** Ss do the task individually and then check answers with a partner.

- Ss switch papers with a partner and check spelling.
- Ss then check their spelling in the comments in exercise 3C.

Answers

believe interesting people really

E **Ss share their comments with the class.**

- Discuss if the class has generally positive or negative comments about the podcast.
- Ss write their replies individually and then share them with a partner.

HOMEWORK IDEAS

Assign the writing of the comment for homework and do exercises 3D and 3E in class the next day.

- **Workbook Unit 2.4**

LESSON OBJECTIVE

- give advice about useful apps for work and study



- **Introduce the task** **Aim:** Get Ss thinking about different kinds of apps.
- Ask *Do you use apps? Do you think apps are usually useful or not?*
- Direct Ss to the **Useful phrases** section at the bottom of the page. Remind Ss that they can use the phrases at the relevant stages of the lesson.



USE IT

A **Aim:** Ss talk about what apps they use.

- **PAIR WORK** Ss discuss the questions in pairs.
- If possible, Ss show each other the apps on their phones and talk about how/why they use them.
- **WHOLE CLASS** Ss share their partners' answers with the class.

B **Aim:** Ss practice giving advice about apps.

- **INDIVIDUALLY** Give Ss time to read about each issue and think of their advice.
- **PAIR WORK** Ss share their advice with a partner.

C **DISCUSS** **Do the task** **Aim:** Ss personalize the topic.

- **GROUP WORK** Ss do the task in small groups. Suggest that they make a list of the apps they each recommend to refer to in the next exercise.
- **Preparation for speaking*** Ss complete the task with one partner and then repeat with another.

D **DECIDE** **Aim:** Ss work together to choose useful apps.

- **GROUP WORK** In their groups from exercise C, Ss choose what they think will be the four most useful apps for new Ss. Suggest that they try to remember what was the most difficult/confusing thing on their first day/week of school. Was it finding the school itself? Was it understanding the schedule? Did they feel like they had nothing to talk about on the first day?
- Ss do the task in their groups.

E **PRESENT** **Aim:** Ss find out about the other groups' choices.

- **WHOLE CLASS** Ask one S from each group to present their apps.
- Allow Ss to ask questions about any of the apps they are unfamiliar with.
- **Feedback for speaking activities*** Use elicitation to correct errors. See page T-xxii for details.

F **Aim:** Ss refine their ideas and choices about useful apps.

- **PAIR WORK** Ss discuss the questions in pairs.

EXTRA ACTIVITY

After the groups present their apps in exercise E, have the class vote on the final four most useful apps for new Ss. Ask volunteers to explain their decisions.

*These tips can help you create a safe speaking environment. They can also be used with other speaking activities. For more information, see page T-xxii.

PROGRESS CHECK

- Direct students to page 153 to check their progress.
- Go to page T-153 for Progress check activity suggestions.



TEACHER DEVELOPMENT REFLECTION

Either answer these questions in a reflection journal or discuss them with your peers.

- 1 Development Activity 1 challenges Ss to memorize and repeat five sentences with the same structure. How did you explain the activity to Ss? Was it easy for them to understand? What advice would you give to a teacher when setting up this activity?
- 2 Did Ss enjoy the activity? Did it seem to be effective in "stretching" Ss' ability to memorize language? Why or why not?
- 3 Development Activity 2 asks Ss to remember key words and then use them to recreate a text. Which parts of the text were most difficult for Ss to recreate? Why was this?
- 4 At the end of the activity, Ss compare their texts with the original. What interesting or useful language points came up at this stage? What did Ss learn about English grammar or vocabulary as a result?

LET'S MOVE

3



TEACHER DEVELOPMENT INTRODUCTION

Strategy 3: Developing speaking skills – Rehearsing

Speaking activities need to be set up carefully. We should make sure students have the language they need for the activity and that our instructions are clear. However, sometimes it doesn't matter how well we do this; students still seem reluctant to speak. Giving learners some time to plan and then practice the speaking activity quietly to themselves can help them prepare for speaking tasks. Pre-speaking activities of this kind are often known as *rehearsing*. It can help make learners' speaking more successful and give students a sense of achievement. This, in turn, helps build their confidence and motivation to speak.

Say it to yourself (Activity 1): Ss practice answering questions quietly to themselves before speaking to a partner. You can try this in Lesson 3.1.

Think it through (Activity 2): Ss are given time to plan a conversation. You can try this in Lesson 3.3.

To find out more, read pages 6 and 7 of Philip Kerr's *How much time should we give to speaking practice?*

Please go to http://www.cambridge.org/elt/blog/wp-content/uploads/2017/12/CambridgePapersinELT_TimeForSpeaking_2017_ONLINE1.pdf to access this material.

INTRODUCE THE THEME OF THE UNIT

On the board, write *Let's move*. Ask Ss to say what they think of when they see this expression. Write their answers on the board. Ask *Do you move a lot? How do you move? Do you play sports? Ride a bike to work or school? Go to a gym?*

UNIT OBJECTIVES

Read the unit objectives aloud. Tell Ss to listen and read along. Go over any vocabulary that might be unfamiliar to Ss, for example: *fitness program* (an exercise plan or routine).

START SPEAKING

- A** In pairs, Ss discuss the questions. Ss share their answers with the class. The picture is a detail from the Beijing Olympic Games Opening Ceremony in 2008.

EXTRA ACTIVITY

Before doing Exercise B, ask Ss to write down a guess of which big sports event is the most popular with the whole class. After doing Exercise B, do a quick class survey. Ask each student to say which event they like to watch, and tally their answers on the board. Ask Ss to say if they guessed correctly.

- B** Write this sentence frame on the board for Ss to use: *I like to watch ___ because ___.*

- In small groups, Ss discuss the questions.
- Ask several groups to share their answers with the class.

- C** In pairs, Ss discuss the questions.

- **OPTIONAL ACTIVITY** Ss use their phones to access the video and then discuss if sports in their country is the same as in Irene's country.

REAL STUDENT

Hi, I'm Irene, and I'm from Mexico. In my country, the sports are very important. The people go to the gym a lot. On the weekends, the people usually play soccer.

LESSON OBJECTIVE

- talk about what you're doing at the moment

1 VOCABULARY: Sports

- **Introduce the task** On the board, write *What sports can you name?* Set a time limit of one minute. Tell Ss to write down as many sports as they can think of.
- Ss compare lists with a partner.


VOCABULARY SUPPORT American English uses different words to talk about the place a sport is played:

soccer/football/baseball field

basketball/tennis/volleyball court

golf/marathon course

Track is used for running events that are not marathons.

A  1.23 **Do the task** Volunteers read the instructions and question aloud. Elicit answers from the class.

- Ss work with a partner to complete the task.
- Play the audio to check answers. Then play it again for Ss to listen and repeat the words.

Answers

2 team 3 gym 4 fans 5 court 6 field 7 athlete
8 race 9 pool 10 win 11 lose 12 goal

B **Ss do the task individually.**

- While Ss are doing the task, write the categories (*events, people, places, results*) on the board.
- Check answers as a class. Ask volunteers to come to the board and write their answers in the correct category, including the words they added.

Answers

Events: a race, a goal
Other ideas could include: game, match, tournament
People: an athlete, a player, a team, fans
Other ideas could include: coach, referee
Places: court, field, gym, pool
Other ideas could include: track
Results: lose, win
Other ideas could include: a tie

- C Direct Ss to page 142 to complete the vocabulary exercises. Teacher tips for vocabulary exercises are on page T-141.
- D **PAIR WORK** Model a conversation for the first question with a volunteer.
 - Ss discuss the questions in pairs. Circulate and help as needed.

2 LANGUAGE IN CONTEXT

- A Ask a volunteer to read the first update aloud. Ask *Where do you hear this kind of report? (on TV or radio).*
 - Ss read the rest of the updates silently and circle the correct answers.
 - Check answers with the class. Ask Ss to say which words in each report gave them the answer. (Possible answers: **a** fans, **b** court, **c** goal, **d** second game, **e** field, **f** court)

Answers

a, c, e: soccer b, d, f: tennis

 **EXTRA ACTIVITY**

Put Ss in pairs or small groups. Tell them to look at the updates again and write a list of words from the updates that can be used to talk about other sports (e.g., *goal*: ice hockey, field hockey; *field*: baseball, field hockey, rugby; *court*: basketball, volleyball, tennis). This can also be assigned as homework.

- B **Ss do the task individually.**
 - Check answers with the class.

Answers

a tennis b tennis c soccer

3 GRAMMAR: Present continuous

- **Introduce the task** Read the sentences in the grammar box aloud. Ss repeat after you.

A Do the task Ss complete the task individually.

- Check answers with the class. Ask *What verbs do you see in the sentences?*

Answer

We use the present continuous for actions that happen right now.

B Direct Ss to page 131 to complete the grammar exercises. Teacher tips for grammar exercises are on page T-129.

GRAMMAR SUPPORT Before students do exercise 3C, brainstorm verbs that can be used to talk about the picture, such as *watch, wear, look at, text, talk, read, sit*. Write the list on the board, but keep the verbs in their base form so that students have to change them to the present continuous during the task.

C **PAIR WORK** Direct Ss' attention to the picture. Give Ss time to find five things, think of sentences in the present continuous, and then share their sentences with a partner.

- Ask volunteers to share their sentences with the class.
- Discuss any questions about grammar.

Suggested answers

He's taking a picture.
He's reading the newspaper.
She's reading the newspaper.
He's eating.
They're sitting.

EXTRA ACTIVITY

Ss write three or four more sentences in the present continuous using the pictures in exercise 1A on SB page 22.

Suggested answers

He is exercising. (second picture, top row)
They're watching a game. (third picture, top row)
They're starting a race. (second picture, bottom row)

4 SPEAKING

A Give Ss time to read the conversation and find the answer. Ask a volunteer to say the answer.

- Direct Ss' attention to the **Insider English** box, and ask a volunteer to read the information aloud.
- Ask two volunteers to read the conversation aloud for the class. Model and have the class repeat the correct intonation and emotion for *Guess what!* and *Really?*

Answer

Ronaldo is sitting near her in a restaurant.

B Give Ss one or two minutes to think of answers to the questions.

C **PAIR WORK** Pairs take turns "calling" each other, saying where they are, and talking about who they see.

- Ask pairs to perform their role play for the class.



TEACHER DEVELOPMENT ACTIVITY 1

Say it to yourself

Alternative instructions for exercises 4B and 4C

Getting Ss to practice their part in a conversation before they work with a partner gives them practical preparation for speaking.

- Give Ss about two minutes to think of answers to the questions in exercise 4B. They can write down key words if they want. Monitor and make sure they aren't writing complete sentences.
- Tell Ss to practice saying their answers quietly to themselves. Demonstrate how to do this by whispering an example sentence: *Rafael Nadal is sitting at the table right next to me.*
- Suggest that Ss don't look at their partner when they practice alone.
- Monitor and help with language if necessary.
- After about two minutes, tell Ss to talk together to have phone conversations.

- **Workbook Unit 3.1**
- **Worksheets: Grammar 3.1; Vocabulary 3.1**


1 LANGUAGE IN CONTEXT

- **Introduce the task** Ask *Are you practicing or doing special exercises for a sport now? What do you do?* Then ask Ss if they know what the Paralympics is. Explain that the Paralympics is an international sports competition similar to the Olympic Games but for athletes – known as para athletes – who have a physical impairment.

- A **Do the task** Ask volunteers to answer the question. Discuss the pictures. Ask *What is the same about each of the sports for para athletes and athletes with no physical impairment? What is different?* (Same: Each sport happens in the same place – a pool, a track, a court. Athletes must practice and exercise to play each sport well. Different: Para athletes may need special equipment to play the sport that is different from athletes with no physical impairment. Para athletes must practice differently for their sport.)

Answer


swimming, track and field, basketball

- B  1.24 Read the instruction and question aloud.

- Play the audio.
- Ss check the answer in pairs.
- Check the answer with the class. Ask a volunteer to say which words or phrases in the podcast gave him/her the answer. (Possible answer: *run and jump*)

Answer

Picture B

- C  1.24 Read the questions aloud.

- Play the audio. Ss listen and read.
- Ss check their answers in pairs.
- Check answers with the class. Ask a volunteer to say which words or phrases in the podcast gave him/her the answer. Ask *What is important about the 16th step?* (He jumps.)

Answers

He is blind. He can run and jump far without seeing.

- D **PAIR WORK** Read the questions aloud.


- Ss discuss the questions in pairs.
- Ask Ss to share their partners' answers with the class.

 **EXTRA ACTIVITY**

Ss use their phones to look up the other two Paralympians from the pictures, Brad Snyder and Rebecca Murray. Ss share what they learned with the class.

2 VOCABULARY: Exercising

- Have a brief class discussion about moving. Ask *What verbs do you know to talk about moving (your body)? What verbs can you use to talk about how you move every day?*

A  **1.25 Introduce the task** Ss cover the pictures. Ask volunteers to read the vocabulary. Ask Ss to say any of the words they already know and to give a short definition or demonstration, if possible. Alternatively, ask Ss to cover the words, look at the pictures, and take turns guessing the verb.

- Ask *Which of these things did you do today?* Ss share their answers with the class.
- **Do the task** Play the audio. Ss listen and repeat.
- Ss do the task individually.
- Check answers as a class.

Answer

jump, throw

B **PAIR WORK** Read the instructions and the sample sentences aloud.

- Ss do the task in pairs
- **OPTIONAL ACTIVITY** Ss use their phones to access the video and then discuss if they can follow Celeste's routine.

REAL STUDENT

Stand up. Stretch. Lift your arms. Jump. Turn. Push the chair. Stretch. Sit down.

C Direct Ss to page 143 to complete the vocabulary exercises. Teacher tips for vocabulary exercises are on page T-141.

3 GRAMMAR: Simple present and present continuous

- **Introduce the task** Review the present continuous. On the board, write *I am standing up* _____. Sit down and stand up as you read the sentence. Ask *What time word can go in the blank? (now) and When do we use the present continuous? (for actions happening now).* Explain that Ss will learn when to use the present continuous and when to use the simple present.

A **Do the task** Ss do the task individually and then check answers in pairs.

- **Review the task** Check Ss' understanding. Point to the figure at the bottom of the page and ask: *What is he doing?* (He's lifting the page number.)

Answers

usually; at the time of speaking

B Direct Ss to page 132 to complete the grammar exercise. Teacher tips for grammar exercises are on page T-129.

C Ss do the task individually.

- Direct Ss' attention to the **Accuracy check** box. Tell them to read the information and then check their work for accuracy.
- Check answers with the class.

Answers

1 does he come 2 comes 3 lives / is living
4 Is he playing 5 isn't

GRAMMAR SUPPORT In 3, both *lives* and *is living* are correct because we use the simple present to talk about routines or things that happen all the time, and we use the present continuous to talk about things happening now. Both are correct because *live* is a long-term activity.

D **PAIR WORK** Ss do the task in pairs. If necessary, model the task with a volunteer.

- Circulate and monitor.

4 SPEAKING

A Read the instructions and the questions aloud.

- Ss think of their answers to the questions individually.

B **GROUP WORK** Ss do the task in small groups.

- Ask Ss to share their group members' answers with the class.

MIXED ABILITY

If Ss have trouble or are nervous about thinking of three more questions on the spot, brainstorm possible questions as a class before beginning exercise 4B.

- **Workbook Unit 3.2**
- **Worksheets: Grammar 3.2; Vocabulary 3.2; Speaking 3**


1 FUNCTIONAL LANGUAGE

- **Introduce the task** Ask Ss to think about the last time they were at a sports event and had to find food, bathrooms, parking, etc., and share the story with the class. Write the situations on the board and brainstorm other situations where someone has to ask for help finding something. Leave the situations on the board for Ss to refer to later in the lesson.

A In pairs, Ss look at the pictures and discuss the question.

Suggested answers

- A a parking lot outside a sports event
B a souvenir store for sports fans

B  **1.26** **Do the task** Play the audio. Tell Ss to make a note of their answers to the questions. Play the audio again if necessary.

- Ss discuss their answers to the questions in pairs, and then share their answers and reasons with the class. Did Ss have different ideas about the pictures?

Answers

Conversation 1: Because he doesn't work there.
Conversation 2: Maybe not. Because it's too expensive.

 **EXTRA ACTIVITY**


Before class, make copies of the conversations – enough so that each pair of Ss will have a copy. Cut each conversation into strips (one line of conversation per strip), mix up the strips for each conversation, and distribute them to the pairs. Pairs work together to put the conversations back into the correct order. Ss practice the conversations.

C Ss complete the sentences individually and then check answers with a partner.

- Check answers with the class.

Answers

1 looking for 2 looking for 3 you tell me 4 you know
5 you know


D  **1.27** Ss do the task in pairs.

- Play the audio to check answers.
- Ask Ss to practice the conversations with a partner.

Answers


1 Could you tell me 2 Do you know

2 REAL-WORLD STRATEGY

- A  **1.28 Audio script p. T-173** Play the audio. Ask volunteers to answer the question.

Answer


the price of the T-shirt and the price of the bag

- B  **1.28 Audio script p. T-173** Read the instructions and the choices aloud.

- Play the audio again. Ss do the task individually.
- Check the answer with the class.

Answer

a

- C  **1.29 Audio script p. T-173** Give Ss time to read the information in the box.

- Play the audio. Ss do the task individually.
- Check answers with the class.


Answers

1 Sorry? The away fans? 2 Sorry? Snacks?
3 Sorry? The food truck? 4 Sorry? Half time?
5 Sorry? The jerseys?


- D **PAIR WORK** Put Ss in pairs and assign each one to be either Student A or Student B. Tell A's to turn to page 157 and B's to turn to page 159.

- Give Ss time to read the instructions on those pages silently. Check understanding of the task. Ask *Student A, what will you do first?* (Ask Student B questions.) *Student B, what will you do first?* (Listen to Student A.) *How will you check information?* (repeat back the words I don't understand as a question) *What information will you use to answer?* (the explanations in parentheses)
- Model a conversation with a volunteer. Ask *Can you tell me where the parking lot is?* Elicit the question: *Parking lot?* Answer: *Yes, the place where you park your car.*
- Pairs do the task. Make sure they take turns asking and answering the questions.

3 PRONUNCIATION: Saying /oʊ/ and /ɔ/ vowel sounds

- A  **1.30** Give Ss time to read the instructions.

- Play the audio. Ss listen and say the words.
- Play the audio again and ask *Do your /oʊ/ and /ɔ/ words sound the same or different?*

- B  **1.31** Give Ss time to read the instructions.

- Play the audio and tell Ss to write the words in the correct place. Tell Ss not to worry about spelling.
- Ss check their answers in pairs.

- Play the audio and check answers. Tell Ss to repeat the words.

Answers

/oʊ/ throw, photo
/ɔ/ sport, court, floor

- C Before speaking, encourage Ss to underline /oʊ/ words and circle /ɔ/ words. (Answers: /oʊ/ show, photos; /ɔ/ door, sports, sure, courts, store, four, more)

- Ss work in pairs to practice the conversations.

4 SPEAKING

- A **PAIR WORK** Tell Ss to put the conversation in order individually and then check answers with a partner.

- Check answers as a class.
- Pairs practice the conversation.

Answers

8, 1, 2, 3, 6, 7, 4, 9, 5

- B **PAIR WORK** Model a conversation with a volunteer.

A: *Can you tell me when the pool opens on Tuesday?*

B: *Sure. It opens at 10:00 a.m.*

- Pairs take turns asking and answering questions about the pool.
- Ask volunteers to say their conversation for the class.



TEACHER DEVELOPMENT ACTIVITY 2

Think it through

Alternative instructions for 4B

Asking students to think about what both speakers will say in a conversation can help them anticipate language and interact more effectively.

- Tell Ss they're going to work in pairs. Student A will ask for information about the swimming pool, and Student B will give answers.
- Ask Ss to think about the conversation they will have, for example, what kinds of questions and answers there will be in the conversation.
- Don't tell Ss whether they will be Student A or Student B. Give Ss two minutes to look at example expressions from 3.3 without writing anything down.
- Say which S is A and which is B in each pair. Ss have the conversation and then change roles and have the conversation again. Monitor and help.
- Ask Ss if their real conversations were similar to the ones they thought about.

- Workbook Unit 3.3

3.4

BIKE SHARING

LESSON OBJECTIVE

- write short messages to a company

1 LISTENING

- **Introduce the task** Draw Ss' attention to the title *Bike sharing*. Ask *Do you like riding a bike? What about riding a bike in and around a city?*



- A OPTIONAL ACTIVITY** Let Ss use their phones to research information about a bike-sharing program in their city. Give them questions to help them search: *How many bikes are available? How much does it cost to rent a bike? How long can you keep the bike? How many people use the program?*

- Ss share what they found with the class.

- B** Read the instructions and questions aloud. Give Ss time to read the introduction.

- Check answers as a class.

Suggested answer

Jon is in Mexico City. He is riding a bike.

- C** **1.32 PREDICT** *Audio script p. T-174* Read the instructions and questions aloud. Ask volunteers to share their predictions with the class and explain what makes them think that way.

- Play the audio. Ss check their answers in pairs.
- Discuss Ss' answers as a class.

Answers

He thinks it's a good idea because he says, "It's clear why these programs are popular: bike riding is a healthy, cheap, and fast way to travel ..."

He thinks it's quick, but he also thinks it's dangerous and not good for a tourist.

- D** **1.32 LISTEN FOR DETAIL** *Audio script p. T-174* Play the audio again and tell Ss to write down their answers.

- Play the audio again for Ss to check their answers. Check answers as a class.

Answers

- 1 People who live in Mexico City.
- 2 He uses it to get to work.
- 3 They don't see cyclists, and they just keep driving.
- 4 Sometimes there aren't any bikes at the docking station.
- 5 He walks to the next station.
- 6 He feels awake.

MIXED ABILITY

If you need to play the audio again for less advanced Ss to answer the questions, have stronger Ss listen and write one or two more comprehension questions and take turns asking and answering with a partner.

- E** **PAIR WORK** **THINK CRITICALLY** Read the instructions and questions aloud. Ask volunteers to read the sample responses aloud.

- Suggest that pairs make a list of pros and cons to help them organize their ideas.
- Set a time limit of ten minutes for pairs to discuss the questions. Circulate and monitor.
- Draw a pro/con T-chart on the board. As Ss share their ideas with the class, write them on either side of the T-chart. Have a class discussion about if there are more pros or cons, or vice versa. Tell Ss that they should take notes and keep them to use later in the lesson.

Suggested answers

(+)

They are cheap.

Bike riding can be a quick way to get around a city.

It is good exercise.

They can reduce traffic.

(-)

Bike riding in a city can be dangerous.

Bike riders might breathe in pollution.

2 PRONUNCIATION: Listening for linking sounds

- A** **1.33** Draw Ss' attention to the small linking marks under the words, and explain that they show the places where the sound at the end of one word and the beginning of another are linked.

- Play the audio for Ss to listen. Then play again for them to repeat.

- B** **1.34** Play the audio. Ss do the task individually.

- Ss check answers in pairs. Play the audio again for them to confirm answers.
- Check answers with the class. Play the audio again for Ss to repeat.

Answers

1 How are you feeling?

2 I'll watch out for that.

3 This is basically an enormous traffic jam.

- C** Ss complete the rule and check their answer with a partner.

Answer

Consonant sounds at the end of a word usually connect to vowel sounds at the start of the next word.

3 WRITING

- **Introduce the task** Ask *Do you read reviews or comments online? Do you write reviews or comments online?*

A **Do the task** Direct Ss' attention to the Register check. Give them time to read the information individually.

- Ss quickly skim the messages and format. Ask *Where do you see these kinds of messages?* (Twitter) and *What is the name of the company the people are tweeting about?* (Citi Bike Ride).
- Ss read the comments silently and think about which are positive and which are negative.
- Check answers as a class. Ask several volunteers to identify the specific parts of the comments where they found their answers.
- Ask *What are the little faces at the end of the comments called?* (emojis) and *Is the writer using them?* (No, a commenter is.)

Answers

Positive: @thelittleone
Negative: @citizenbrian, @davidbarts2, @lulu, @lordaudifan

B **WRITING SKILLS** Ss do the task and then compare answers with a partner.

- Check answers with the class.

Answers

1 so 2 and 3 but

C Ss do the task and then compare answers with a partner.

- Check answers with the class.

Answers

1 c 2 a 3 b

EXTRA ACTIVITY

Before going on to the writing task, give Ss more practice using *and*, *but*, and *so*. On the board, write *I don't like driving to work, so ... ; I bike to work and ... ; I want to bike to work, but ...*. Give Ss time to think of ways to complete each sentence. Ask volunteers to share their completions. Write them on the board and have a class discussion about whether each one correctly completes the sentence.



WRITE IT

D Ss do the task individually. Remind Ss to refer to any notes they have from earlier in the lesson.

- Pairs share their messages. Give them time to ask questions about anything they don't understand in their partner's message. Ask them to say which emoji they would use to reply to the message.
- Ss share their messages with the class. Discuss if the class has generally positive or negative comments about bike-sharing programs.
- To check writing skills, ask volunteers to write their comments on the board and review the use of *and*, *but*, and *so*.
- **Workbook Unit 3.4**

3.5

TIME TO SPEAK

Fitness programs

LESSON OBJECTIVE

- create a fitness program



- **Introduce the task** **Aim:** Introduce the topic of fitness programs.
- Read the title and ask *Is it easy to join a fitness program in your area? Are they free? What are the advantages of exercising in a program?* Ask Ss to share anything that they know about fitness programs in your area.
- Direct Ss to the **Useful phrases** section at the bottom of the page. Remind them that they can use them at the relevant stages of the lesson.



A **RESEARCH** **Do the task** **Aim:** Give Ss more information about local fitness programs.

- **PAIR WORK** Ss discuss the questions with a partner and then share answers with the class.
- If possible, Ss individually research the availability of free sports activities where they live and then share their findings with their partner.
- **Preparation for speaking*** Tell Ss to practice what they are going to say in their own language. They should make notes and do the task again in English.

B **DISCUSS** **Aim:** Ss prepare to talk about fitness programs.

- Read the instructions aloud.
- **GROUP WORK** Give groups time to answer the questions about fitness programs.
- Have a brief class discussion about free fitness programs. Ask *Why are some programs free? What is positive about free programs? What other free programs can you think of?* Make a list of programs on the board. Ask *Do any of these sound interesting to you?*

HOMEWORK IDEAS

Ss research specific free programs in your area and bring the information to class to share. They should include the specific activity, days, times, length of program, how to join, and any age restrictions.

C **PREPARE** **Aim:** Ss create their fitness program.

- **GROUP WORK** Set a time limit of 15 minutes. Ss work in small groups to design a fitness program.

D **PRESENT** **Aim:** Ss present their programs to the class.

- **GROUP WORK** Groups take turns presenting their fitness programs. Encourage Ss to take brief notes while each group member is talking and save their comments and suggestions for after each presentation.

- **Feedback for speaking activities*** Monitor and make a note of the strong points of each group, for example, good use of unit vocabulary, interesting questions, natural-sounding interactions, etc. You can use your notes to give feedback at the end of the lesson.

E **AGREE** **Aim:** Ss work together to choose two fitness programs.

- Read the instructions aloud.
- **WHOLE CLASS** Invite Ss to make pro/con T-charts on the board for each program to help the class make their decisions.
- Have the class decide which two programs to choose.
- **Feedback for speaking activities*** Give the class positive feedback based on the notes you made earlier in the activity.

*These tips can help you create a safe speaking environment. They can also be used with other speaking activities. For more information, see page T-xxii.

PROGRESS CHECK

- Direct students to page 153 to check their progress.
- Go to page T-153 for Progress check activity suggestions.



TEACHER DEVELOPMENT REFLECTION

Either answer these questions yourself in a reflection journal or discuss them with your peers.

- 1 How much do you think rehearsing a speaking activity helped students?
- 2 How do you think it helped students? For example, were they more accurate? Did they use a wider range of language? Were they more fluent? Was their interaction better?
- 3 How comfortable were students either practicing language quietly alone or thinking about language? How comfortable did you feel during this point in the activity?
- 4 What changes, if any, would you make to these ideas?
- 5 What other kinds of speaking activities do you think rehearsing is suitable for?

REVIEW 1 (UNITS 1–3)

Introduce the review Before beginning the review, write *Grammar, Vocabulary, and Functional language* on the board.

- Set a time limit of two minutes. Ss close their books and work in small groups to remember as much as they can about the grammar, vocabulary, and functional language of Units 1–3. Groups write words, phrases, and example sentences in each category.
- Check answers as a class.

1 VOCABULARY

- A** Read out the five words from the example, *grandson, coworker, girlfriend, player, classmate*. Ask *Which one is different? (player) Why? (It's a sports word.)*
- Ss do the exercise individually and then check answers with a partner.
- B** Draw Ss' attention to the numbers next to each category. Explain that Ss should write the number of the category that the circled word belongs in.
- Ss work in pairs to complete the exercise.
 - Check answers as a class.

Answers

- 1 player (category 6)
- 2 boss (category 1)
- 3 the laundry (category 4)
- 4 some coffee (category 3)
- 5 push (category 7)
- 6 screen (category 5)
- 7 cash (category 2)

- C** Ss work in pairs to add three more words or phrases to each category.
- Put pairs together to make groups of four. Groups compare answers.
 - Check answers as a class. See the Language summaries on pages T-161–163 for ideas.

2 GRAMMAR

- A** On the board, write *Do you usually have an umbrella in her bag? Ask Is this sentence correct? (no) Why not? (It should say your bag.)*
- Ss do the exercise individually.
 - Check answers as a class.

Answers

- 1
- 1 your 2 My 3 my wife's umbrella 4 isn't raining
- 5 isn't 6 it often
- 2
- 7 these 8 don't 9 Do 10 aren't 11 live 12 whose

- B** **PAIR WORK** Ss practice the conversations in pairs.

3 SPEAKING

- **PAIR WORK** Ss read the questions and make notes individually.
- Ss ask and answer the questions in pairs.

4 FUNCTIONAL LANGUAGE

A Read the first exchange of the conversation aloud, but use the wrong answer (*nice to meet you*). Ask *Why is this wrong?* (because the people know each other) *When do you say nice to meet you?* (when you meet someone for the first time)

- Ss do the task individually.
- To check answers, pairs read the conversations aloud.

Answers

1 Nice to see you again! 2 place 3 anybody
4 Seriously? 5 tell me

B Ss do the task individually.

- Check answers as a class.

Answers

1 hear 2 call 3 say 4 catch 5 Is 6 try

5 SPEAKING

A **PAIR WORK** Ss choose one of the three situations and prepare a conversation. They should make notes but not write the full conversation. For extra support, refer Ss to the functional language lessons from Units 1 to 3.

- Pairs have their conversations.

B Pairs change roles and repeat their conversations.

- Choose a pair to perform their conversation for the class. If possible, choose a pair for each of the three situations.

GOOD TIMES

4



TEACHER DEVELOPMENT INTRODUCTION

Strategy 1: Developing learner responsibility – Informal assessment

In this unit, we're going to focus on using **informal assessment techniques** during class time. One way that teachers informally assess students is by **tuning in**. In other words, teachers listen carefully during speaking activities to find out how well students are producing new language. By tuning in, teachers can decide whether to review the new language or move on. This also helps teachers with **giving feedback** to individual students – telling them what they did well and what to work on. This feedback helps students set goals for themselves and become more responsible for their learning.

Tuning in (Activity 1): Listen and assess Ss' ability to use new language during semi-controlled speaking practice. You can try this in lesson 4.1.

Giving feedback (Activity 2): Assess Ss during a freer-speaking activity and give developmental feedback. Try this in lesson 4.5.

To find out more, watch the video *Tuning in to Your Learners – Assessment and Evaluation in the Lesson*.

Please go to www.cambridge.org/evolve to download this material.

INTRODUCE THE THEME OF THE UNIT

Have a discussion about how people get together to celebrate special occasions and events. Ask *Do you like to give gifts? When? What events do you celebrate with your family? With your friends?*

UNIT OBJECTIVES

Read the unit objectives aloud. Tell Ss to listen and read along. Go over any vocabulary that might be unfamiliar to Ss, for example: *respond, announcement*. Ask volunteers to predict what categories of vocabulary and subjects they will learn in this unit.

VOCABULARY SUPPORT To *respond to an invitation* means to tell the person who invited you if you will go to his/her event or not.

An *announcement* is a note, usually public, that tells the time, place, date, and other important information about an event.

START SPEAKING

A Give Ss time to look at the picture and name the colors they can see. Ask if they know what the people in the picture are doing. (The picture shows the Hindu festival of Holi, also called the *festival of colors*. It takes place in March every year and celebrates the victory of good over evil and the end of winter.)

- In pairs, Ss discuss the questions.
- Ss share their answers with the class.

B Give Ss time to think of their own answers to the questions. Set a time limit of five minutes.

- Ss discuss the questions in pairs.

C In pairs, Ss discuss the questions.

- **OPTIONAL ACTIVITY** Ss use their phones to access the video and then discuss if they have anything in common with the way Irene celebrates with her family.

REAL STUDENT

Hi, I'm Irene. My family and I celebrate birthdays together. We usually have a lovely dinner together. And you?

EXTRA ACTIVITY


Ask Ss to discuss their most important holiday. Discuss the celebrations in your town or in your country. Ask *Which is your favorite? Why? Does your group agree?* Set a time limit for Ss to discuss their answers in small groups. Ask a S from each group to report on their group's answers.

- talk about your plans

1 VOCABULARY: Describing pop culture

- **Introduce the task** On the board, write *pop culture*. Ask Ss what it means to them and give examples.
- Pairs discuss what parts of pop culture they like and don't like.



- A  **1.35 Do the task** Ask volunteers to read the questions aloud. Ask a S to tell the class what the instructions say in his/her own words.

- Ask if anyone knows of Comic Con, and if so, what they know.
- If appropriate, let Ss research Comic Con on their smartphones. Alternatively, assign research for homework and let Ss share what they found with the class the next day.
- Elicit other responses to the questions from the class. (You can see actors, directors, fans playing video games, and artists at Comic Con.)
- Direct Ss' attention to the pictures and the captions.
- Play the audio. Ss repeat.

VOCABULARY SUPPORT San Diego Comic Con is the original Comic Con. (Con = convention: a large meeting of people who have a similar interest) It started in 1970 as a celebration of comic books and science fiction/fantasy movies and television. In 2015, more than 160,000 people went to it. There are Comic Cons in many cities in the world now, celebrating anime, manga, toys, video games, novels, TV shows, and movies.

- B **PAIR WORK** Give Ss time to read the items. Check understanding.
- Ss think of examples for each thing and share their examples with the class. Make note of their answers to use in the next step.
 - **Review the task** Books closed. Say one of the examples Ss gave. Point to a S and ask him/her to say what it is an example of. Continue with the other examples and other Ss.
- C Direct Ss to page 143 to complete the vocabulary exercises. Teacher tips for vocabulary exercises are on page T-141.

2 LANGUAGE IN CONTEXT

- A Give Ss time to read the blog post individually and to find the words from exercise 1A. Direct Ss' attention to the **Glossary**.
- Volunteers answer the questions.

Answers

actors, directors, TV shows, (video) games, artists

- Have a brief discussion about some of the details in the blog post to check understanding. Ask *Are you a big fan of anything? Do you know anyone who is a fangirl? What kind of costumes do you think Cassie and Tommy are wearing? What kind of things do you think you can see in Artists' Alley? What do you think is in Tommy's pictures?*

- B Ss do the task individually.

- While Ss are doing the task, write the sentences on the board.
- Ask volunteers to come to the board to correct the false sentences for the class to check their answers.

Answers

- 1 Cassie likes her costume.
- 2 true
- 3 Tommy isn't selling his pictures at Comic Con (but you can order from his website).

EXTRA ACTIVITY

Ask Ss to think of a special festival or event that they like. Where is it? What happens? Why do they like it? Put Ss in groups to discuss their ideas.

3 GRAMMAR: Present continuous for future plans

- **Introduce the task** On the board, write *present* and *future*. Then write *I'm teaching now. I'm teaching tomorrow, too*. Ask *What is the verb? What form is it in? (am teaching, continuous) What is different about the sentences? (the time words now and tomorrow)* Explain that the continuous form describes an action in the present but can also describe an action planned for the future.
- Read the example sentences in the chart aloud. Ss repeat after you.


GRAMMAR SUPPORT Explain that a time word (e.g., *now* or *tomorrow*) isn't always necessary if the time is known. Look at *I'm bringing my camera* in the grammar box. Ask Ss to read the blog post on page 34 again and identify the words that tell them that Cassie is talking about the future (*this weekend* in the second sentence of the blog post).

- A **Do the task** Ss complete the task individually and then check answers in pairs.

Answers

1 can 2 plans or arrangements

- B Direct Ss to page 132 to complete the grammar exercise. Teacher tips for grammar exercises are on page T-129.

- C  **1.36** Read the information in the **Insider English** box aloud.

- Ss work individually to complete the sentences.
- Play the audio for Ss to check their answers.
- Ss practice the conversation in pairs.

Answers

2 're going 3 'm going 4 is playing 5 is, playing
6 're not staying

- D **PAIR WORK** Volunteers read the activities and the sample conversation aloud. Check understanding.

- Ss ask and answer the questions in pairs.
- Ss share their partners' answers with the class.

EXTRA ACTIVITY

Ss extend the conversation and ask each other about next month, next summer, etc.

4 SPEAKING

- **GROUP WORK** Read the instructions aloud. Ask a S to tell the class what the instructions say in his/her own words. Volunteers read the sample conversation aloud.
- Set a time limit for Ss to do the task in small groups.



TEACHER DEVELOPMENT ACTIVITY 1

Tuning in

Teachers sometimes say it's difficult to assess students during semi-controlled speaking activities because they aren't sure exactly *what* to assess and students often stop speaking when teachers face them. The strategies in this activity help you tune in more effectively.

- Decide on only **one** language item to listen for. (In this case, it's present continuous for future plans.)
- Ss start exercise 4.
- Move closer to a group of Ss, but avoid direct eye contact. If Ss are standing, you stand, too. If Ss are sitting, you sit, too. Turn slightly away while listening.
- Make a note of any errors in Ss' use of the present continuous, for example:
I'm meeting ...
You are doing anything?
I am meeting ...
- Repeat with another group.
- Review your notes after the lesson. Decide how much reviewing you might need to do and what exactly you need to review (e.g., word order in the question form, use of auxiliaries, using contractions in speaking).

- **Workbook Unit 4.1**
- **Worksheets: Grammar 4.1; Vocabulary 4.1**

- talk about giving and receiving gifts

1 VOCABULARY: Naming gift items

- **Introduce the task** Ask *When do you give gifts? Who do you give gifts to? When do people give gifts to you? What's your favorite gift? Do you buy different types of gifts for your family, friends, coworkers?*

A 1.37 **Do the task** Put Ss in small groups to talk about if and why they are a difficult person to buy gifts for.

- One S from each group shares their group's answers with the class.
- Ss look at the pictures and read the labels to themselves.
- Play the audio for Ss to listen and repeat the words.
- Ss discuss the last question in their groups.

EXTRA ACTIVITY

Write on the board the headings: *Family, Friend, Coworker, Neighbor, Boss, Roommate*. Ask Ss to think about the gift items from exercise 1A and decide on a category for each one. Ss say a gift from the list and its category. Write the gift in its category. When all Ss have answered, you can see the most popular gifts for each category. Ask Ss to add any gift that is not on the list.

B **PAIR WORK** Ss discuss the question in pairs.

C Direct Ss to page 144 to complete the vocabulary exercises. Teacher tips for vocabulary exercises are on page T-141.

2 LANGUAGE IN CONTEXT

A 1.38 Ask *What will you listen for?* (which gifts from exercise 1A each person says)

- Books closed. Play the audio for Ss to complete the task. Check answers as a class.

Answers

Lara: sweatshirt, a gift card
 Hasan: perfume, a bouquet of flowers
 Rosa: gift cards

B 1.38 Volunteers read the instructions aloud. Check understanding of the task. Ask *What information are you listening for?* (why the people are difficult to buy gifts for)

- Play the audio for Ss to do the task and check answers.

Answers

Lara's dad: He always says (tells Lara) that he doesn't want anything.
 Hasan's sister: She never likes the gifts he gives her.
 Rosa and her brothers: Their parents never know what to get them.

C 1.39 Read the instructions aloud. Check understanding.

- Play the audio for Ss to complete the task.
- Play the audio again for Ss to take notes on the words or phrases that helped them get the answer. Ss share with the class.

1.39 Audio script

Lara's dad	What's this? It's for ... a day of racing a sports car. Ferrari, Porsche, Lamborghini. Wow, thanks, Lara. Just, uh, don't tell your mom. OK?
Hasan's sister	Oh, thank you, Hasan – flowers. They're, uh, beautiful. I can put them in mom and dad's room.
Rosa	Wow! A \$50 gift card to the hair salon! Thanks, Mom. You're the best. Now I can get my hair colored pink.

Answers

Lara's dad: Yes, he's happy.
 Hasan's sister: No, she's not happy.
 Rosa: Yes, she's happy.

3 GRAMMAR: Object pronouns

- **Introduce the task** Review *pronoun* and *object*. On the board, write *Jane is my sister. She buys good gifts. I always like them. Ask Ss to identify the pronouns (she, them) and the objects (sister, gifts, them). Ask Which is the object pronoun? (them)*

A **Do the task** Read the sentences in the grammar box aloud.

- Check understanding of the task. Ask *Where will you find the people and things the words in bold replace?* (in the text on page 36)
- Ss do the task individually.
- Ss check answers in pairs before checking answers with the class.

Answers

me = Lara; him = Lara's dad; it = an experience;
her = Hasan's little sister; them = perfume or clothes;
it = a movie; me = Rosa; us = Rosa and her brothers;
them = their/Rosa's/Rosa and her brothers' parents

B Ss do the task individually.

- Check answers as a class.

Answers

a me, him, her, them, us b it, them c them

C Direct Ss to page 133 to complete the grammar exercise. Teacher tips for grammar exercises are on page T-129.

D Ss complete the task individually.

- Read the information in the **Accuracy check** aloud. Ss check their answers for accuracy.
- Check answers as a class. Ask Ss to tell their partner about what they buy for their family. Make sure that Ss use items from the vocabulary section. Help with other gift words as necessary.

Answers

1 them 2 her; them 3 it; them

4 SPEAKING

- **PAIR WORK** Read the instructions and the list of people aloud. Ss can choose a person from the list or anyone else they know. Volunteers read the sample conversation.
- Pairs do the task.
- Ss share their ideas with the class.
- **OPTIONAL ACTIVITY** Ss use their phones to access the video. Ask *Do you want to buy the same thing as Caio? Why or why not?*

REAL STUDENT

Hi, my name is Caio, and I'm getting this notebook for my good friend because she is ... he is work a lot.

EXTRA ACTIVITY


To extend the activity, you can ask pairs to get together with another pair. Pairs tell another pair of students about their gift ideas. Can they guess who the gifts are for?

- **Workbook Unit 4.2**
- **Worksheets: Grammar 4.2; Vocabulary 4.2; Speaking 4**

- make and respond to invitations

1 FUNCTIONAL LANGUAGE

- **Introduce the task** Ask *What kinds of things do you see or hear at a street festival?*

A  1.40 Volunteers read the questions aloud. Ask a S to tell the class what the instructions say in his/her own words.

- Play the audio. Ss listen to and read the two conversations.
- Give Ss time to read the questions, and then play the audio again.
- Ss discuss their answers in pairs and then check answers with the class.
- Direct Ss' attention to the **Notice** box and read the information aloud.

Answers

They plan to meet at the subway station, but Daniel is running late. They meet at the pizza restaurant on Third Street.

EXTRA ACTIVITY

Pairs work together to substitute names, place to go, reason not to go, reason to still come, and places to meet. Then they practice the new conversation.

- B Ss look at the headings in the left-hand column of the chart. Check Ss' understanding of the headings.
- Ss complete the task individually.

MIXED ABILITY

Ask stronger Ss to cover the text of the conversation from exercise 1A and try to fill in the blanks from memory. For other Ss, ask them to reread the conversations first and then fill in the blanks.

- While Ss are completing the task, write the sentences on the board, including the blanks.
- Volunteers fill in the blanks on the board for the class to check answers.

Answers

1 like 2 love 3 can't 4 wish 5 can 6 meet
7 See 8 soon

- C **PAIR WORK** Ss complete the task individually.

- Ss practice the conversations in pairs.
- **OPTIONAL ACTIVITY** In order to give Ss a chance to recall the language for accepting and refusing invitations, quickly review the expressions studied throughout the lesson.
- Ss search online for *10 places to visit in your city/state/province*.
- Ss work in pairs and choose places to invite each other. Ss take turns accepting or declining the invitations.



FIND IT

2 REAL-WORLD STRATEGY

- **Introduce the task** Ss share with the class situations where they declined an invitation. What are the reasons to decline an invitation?

A 1.41 Ss read the instructions. Check understanding.

- Play the audio. Ss listen and answer the questions individually.

Answers

Lucca wants to go to a concert in the park. Jen doesn't want to go.

B 1.41 Ss read the information in the box. Check understanding. Read the sentences in the box aloud several times and tell Ss to repeat.

- Play the audio. Ss complete the task individually and then check answers in pairs.

Answers

1 I'm not sure 2 and things 3 Maybe

C **PAIR WORK** Ss read the instructions and situations. Check understanding.

- Ss do the task in pairs.

EXTRA ACTIVITY

With the class, brainstorm about ten invitations to various events. Write them on individual slips of paper and put them in a box or bag. Choose two Ss to come to the front of the class. One S chooses one of the papers and invites the other S. The other S has to decline the invitation and give a reason. With stronger classes, encourage Ss to make imaginative or silly reasons for not going.

3 PRONUNCIATION: Saying /v/ in the middle of a word

A 1.42 Give Ss time to read the instructions. Play the audio. Ss say the /v/ words.

- Play the audio again and ask Ss *Do your /v/ words sound the same or different?* Note that /v/ and /b/ often sound similar for some speakers of English.

B 1.43 Read the instructions aloud. Explain that one speaker says /v/ clearly, and one speaker does not. Play the audio and check answers.

- The whole class says the /v/ words. Show Ss how their top teeth should touch their bottom lip to make /v/. Help them listen for the vibration of /v/.

Answers

1 B 2 A 3 B

C Ss practice the conversations in exercise 3B in pairs.

4 SPEAKING



A **PAIR WORK** Introduce the task Give Ss time to read the instructions.

- **OPTIONAL ACTIVITY** Let Ss use their phones to find an event they would like to go to. If that isn't possible, allow them to think of a real or imaginary event on their own.
- Model the task with a volunteer.
- **Do the task** Pairs do the task.

MIXED ABILITY

If Ss are having difficulty with the task, choose an event and work with them as a group to write a conversation for them to practice.


- **Review the task** Pairs say their conversation for the class.
- **Workbook Unit 4.3**

- write an online event announcement

1 LISTENING

- **Introduce the task** Ask Ss how they find out about special events in and around where they live. Ask if they receive regular event announcements from any clubs or organizations they belong to. Ask *What kind of information is in the event announcements you receive?* (Possible answers: date, time, etc.)


A **PREDICT** Ss look at the pictures and discuss their prediction in pairs. Then Ss share predictions with the class.

B  **1.44** **Audio script p. T-174** Play the audio. Ss listen to the news report to check if their prediction was correct – they don't need to understand all the details at this point.

- Ask Ss if their predictions were correct.

Answer

The event is Bat Fest in Austin, Texas, USA.

C  **1.44** **LISTEN FOR DETAIL** **Audio script p. T-174** Give Ss time to read the questions so they know what details to listen for.


- Play the audio.
- Ss answer the questions individually.
- Play the audio again for Ss to check their answers.
- Check answers as a class.

Answers

1 Austin, Texas, USA 2 Mexico 3 when the bats fly out from under the bridge (when the sun starts to go down)
4 1.5 million

 **MIXED ABILITY**

Some Ss may need to listen to the audio again to figure out any incorrect answers. Play the audio in parts, stopping immediately after the answer to each question is said by the reporter. While you do this, stronger Ss could listen and write three or four more questions about the event to ask each other.

D  **1.45** **Audio script p. T-174** **PAIR WORK** Read the questions aloud.

- Ss think of the possibilities in pairs.
- Play the audio for Ss to check their answers.
- Ss share which of their predictions were correct.

Answers

a live concert in the park; a bat costume contest; try barbecue


E **THINK CRITICALLY** Read the instructions aloud. Ask a S to tell the class what the instructions say in his/her own words.

- Ss discuss their ideas in small groups.
- Each group shares their discussion with the class.

Suggested answer

people who don't like bats


2 PRONUNCIATION: Listening for single sounds

A  **1.46** Give Ss time to read the instructions. Ask Ss to predict whether the letters will make one or two sounds. Play the audio and check answers.

- Tell Ss not to look at their books. Play the audio again and encourage Ss just to focus on the sounds.

Answer

You can hear one sound.

B  **1.47** Give Ss time to read the instructions. Remind Ss that letters and sounds are not always the same. Explain that they need to think about how the sentences will sound.

- Play the audio. Check answers. Write the connected words on the board with a linking symbol between the letters that become a single sound.

Answers

1 eatten, one night 2 carracing 3 waitto

C Ss circle the correct words to complete the sentence. Check answers.

Answer

one; similar

3 WRITING

- **Introduce the task** Review what kinds of information Ss see in an event announcement.
- Ss share any unusual festivals they know about.

A Ss read the announcement silently.

- Check understanding. Ask *What day is Bug Fest?* (September 19) *Where is it?* (City Museum of Science) *Who will make presentations?* (scientists) *When will artists paint the bugs?* (10 a.m.–1 p.m.) *Where are the bands playing?* (in the museum gardens) *Does it have an ending time?* (no)
- Ss share their answers with the class. Ss explain why they would or would not like to go to the festival. For Ss who want to go, ask in which activities they would be particularly interested.

B WRITING SKILLS Ss do the task and then compare answers with a partner.

Answer

a. in addition

C Ss do the task individually and then compare answers with a partner.

Answers

activities, date, place, time (not address or price)

WRITE IT

- D Ss do the task individually. Remind Ss to refer to the ideas from the introduction or any notes they have from earlier in the lesson.

MIXED ABILITY

If necessary, brainstorm event ideas as a class. Depending on class size, put Ss in pairs or small groups to write the event announcement together.

E **GROUP WORK** Ss share their event announcements with their group.

- Ss write their comments about each event. Review the ways to decline an invitation that Ss learned in lesson 3. If they are declining to go to an event, remind them to use the phrases that they learned.
- Ss share their comments with the class.

HOMEWORK IDEAS

Assign the writing of the comment for homework and do exercise 3E in class the next day.

- **Workbook Unit 4.4**

TIME TO SPEAK

The gift of giving

LESSON OBJECTIVE

- choose gifts for your host



Time on each stage



TEACHER DEVELOPMENT ACTIVITY 2

Giving feedback

Giving regular feedback to students gives them a clear idea of what to work on.

- Copy the chart and **bold** words into your notebook *before* the lesson.

using present continuous	confident with affirmative and question form ✓ (Alex/Gabriel/Ines) sometimes forgets <i>-ing</i> (Sara/Marta)
vocabulary	describing hosts ✓ (Tomas/Ines) work on strategies for explaining unknown words in English (whole class)
keeping the conversation going	asking range of questions ✓ (Sara/Marta) asking "What do you mean?"/"Can you explain that?" ✓ (Marta/Alex) use phrases to show interest (Alex/Ines)

- Ss do speaking tasks
- Listen and add notes to the chart. (See examples above.) Include things Ss do well and things to work on.
- Use these structures to give developmental feedback at the end of the lesson.
It was good to hear you use ...
I like the way you ...
One thing you can work on is ...
Something you can practice outside class is ...

A **Introduce the task** Aim: Introduce the concept of buying souvenirs and host gifts.

- Ask *Can you think of a gift that you love that a friend or family member gave you when they traveled somewhere?*
- Direct Ss to the **Useful phrases** section at the bottom of the page. Remind them that they can use them at the relevant stages of the lesson.
- **Aim:** Ss discuss different gift ideas.
- **PAIR WORK** Ss answer the questions in pairs. Circulate and answer any vocabulary questions.

B **DISCUSS** **Do the task** Aim: Ss discuss the factors in choosing a gift for a host.

- **GROUP WORK** Ss discuss the questions in groups of four. Suggest that they take notes on their answers to use in their presentations in the next step.

C **PRESENT** Aim: Ss explain their gift choices to the class.

- Read the instructions aloud.
- **Preparation for speaking*** Give groups time to practice what they are going to say to the class.
- **WHOLE CLASS** Ss share their ideas with the class.
- After all Ss have presented their ideas, have a class discussion about who they think had the best ideas. Refer to the questions on the board and ask *Why is (Jo's) gift good for a host in (South Korea)? Why is it a good gift for (plane) travel?*, etc.

D **AGREE** Aim: Ss discuss and then decide which gifts to give.

- Read the instructions aloud.
- **GROUP WORK** Ss answer the questions in their groups.
- **WHOLE CLASS** Ss share their ideas with the class.
- **Feedback for speaking activities*** Monitor and make a note of the strong points of each group, for example, good use of unit vocabulary, interesting questions, natural-sounding interactions, etc. You can use your notes to give feedback at the end of the lesson.

*These tips can help you create a safe speaking environment. They can also be used with other speaking activities. For more information, see page T-xxii.

PROGRESS CHECK

- Direct students to page 154 to check their progress.
- Go to page T-153 for Progress check activity suggestions.



TEACHER DEVELOPMENT REFLECTION

Either answer these questions yourself in a reflection journal or discuss them with your peers.

- 1 Why might it be a good idea to only listen for **one** language item in semi-controlled speaking activities?
- 2 What other areas of language development could you include in the feedback chart?
- 3 The two activities focused on how informal assessment can benefit students. But how can your assessment notes help *you*, as the teacher?

FIRSTS AND LASTS

5



TEACHER DEVELOPMENT INTRODUCTION

Strategy 2: Memorizing new language – Making language memorable

After we have introduced new language in the classroom, we need to help our Ss store this language in long-term memory so that they can understand and use it in the future. In this unit, we look at a couple of techniques for making new words and expressions more memorable for Ss.

Word association (Activity 1): Ss make personal connections between new language and language they already know. You'll have the opportunity to try this in Lesson 5.1.

Personalized sentences: true or false? (Activity 2): Ss personalize new language and use it to play a true-or-false guessing game. You can try this in Lesson 5.2.

To find out more about what makes language memorable and what techniques we can use to promote memorability, read Chapter 2 of Nick Bilbrough, *Memory Activities for Language Learning*, pp. 43–77. Please go to www.cambridge.org/evolve to download this material.

INTRODUCE THE THEME OF THE UNIT

On the board, write *milestone*. Explain that a milestone is an important event that marks a change in your life. Ask *What are some milestones in a person's life?* Write Ss' answers on the board (birth, first day of school, graduation, marriage, first child, first job, etc.).

UNIT OBJECTIVES

Read the unit objectives aloud. Tell Ss to listen and read along. Go over any vocabulary that might be unfamiliar to Ss, for example: *congratulate, sympathize, summarize*.

START SPEAKING

- A** In pairs, Ss discuss the questions. Note that the questions in the Student's Book are not in the past tense. If Ss can use some past tense verbs, that is fine, but don't correct any grammar yet, as they will learn about the simple past in lesson 1.
- Ss share their answers with the class. (They are on a bus going to the first day of school. Most look happy but some look nervous.)
 - Briefly discuss if anyone in the class remembers their first day of school and ask Ss to share how they felt about the experience.
 - Explain that sometimes milestones are not big events like birth or graduation, but sometimes they are smaller events, like learning to ride a bike or saying your first word.

B Read the questions aloud.

- **OPTIONAL ACTIVITY** Ss use their phones to access the video and then discuss if their picture is similar to or different from Allison's.

REAL STUDENT

Hi, I'm Allison. In my picture, I'm with my family and my two best friends. We are singing the "Happy Birthday" song in my house.

EXTRA ACTIVITY

On the board, demonstrate drawing a timeline with three or four milestone events in your life. Tell Ss to write their own timelines individually. Encourage them to write five or six events. Tell them to keep their timelines to discuss later in the unit.

LESSON OBJECTIVE

- talk about past events in your life

1 LANGUAGE IN CONTEXT

- **Introduce the task** On the board, write *amazing*. Ask Ss what kinds of life events can be described as amazing.
- Pairs discuss what big life events are amazing and what kinds of events are difficult.

A Do the task Ask volunteers to read the instructions and questions aloud. Make sure they understand to only look at the pictures at this point and not read the text.

- Ss discuss the first three questions in pairs.
- Give Ss time to read the stories. Direct Ss' attention to the **Glossary**. Answer any questions about unfamiliar vocabulary.
- Ss do the task individually.
- Check answers as a class.

Answers

Carol is looking at the ocean. Her experience could be positive or negative (no signs either way). She visited the ocean for the first time. Her experience was positive.
Malik is taking a driving lesson or driving test. His experience seems negative (tense expression). He took his first (and last) driving lesson. His experience was negative.
Barbara just ran a race. She ran her first marathon. Her experience was positive.

B Give Ss time to read the stories again and do the task individually.

- Ss compare their answers with a partner.
- Ask Ss to share their partners' answers with the class.


Answers

1 Malik 2 Barbara 3 Carol 4 Carol

✎ HOMEWORK IDEAS

Ss write their own story about an amazing or horrible day using the stories in exercise 1A as a guide. Ask Ss to share their stories with the class the next day.

2 VOCABULARY: Describing opinions and feelings

- A**  **1.48 Introduce the task** Review adjectives. Ask *What does an adjective describe? (a noun)*
- Tell Ss to cover all the text on page 45 except for the pictures of emojis. Point to one of the emojis and ask Ss if they can say an adjective that matches it. Don't correct any answers, but let Ss use any vocabulary they already know. Write their words on the board.
 - Ss uncover the text. Read the words in the box aloud.
 - **Do the task** Ss do the task individually.
 - Play the audio for Ss to check their answers.

Answers

1 cool 2 fun 3 strange 4 horrible 5 proud
6 amazing 7 dangerous 8 perfect 9 loud 10 crazy
11 tired 12 angry

B Ss do the task individually.

- Check answers as a class.

Answers

1 Positive: amazing, fun, proud, cool, perfect
2 Negative: strange, horrible, dangerous, angry
3 Both: tired, loud, crazy

C Direct Ss to page 145 to complete the vocabulary exercises. Teacher tips for vocabulary exercises are on page T-141.

- D** **PAIR WORK** Volunteers read the words in the box and the sample conversation aloud.
- Demonstrate the task with a volunteer.
 - Ss do the task with a partner.



TEACHER DEVELOPMENT ACTIVITY 1

Word association

Alternative instructions for exercise 2D

An effective strategy for remembering vocabulary is to make connections between the words we want to learn and words we already know. This activity helps make the adjectives from the lesson memorable by asking Ss to create links with other words and expressions in their long-term memories.

- Read aloud one of the adjectives from exercise 2A and ask Ss to shout out the first word or expression that they associate with it, e.g., *cool* might trigger ideas like *party* or *blue*. Stress that there are no right or wrong answers: The associations we make are a matter of personal choice!
- Read aloud the other adjectives in random order. Ss work alone to write a word they associate with each adjective – not the adjective itself.
- In pairs or small groups, Ss share their lists of words. They compare the different associations they made.

3 GRAMMAR: Simple past

- A Introduce the task** Volunteers read the sentences in the grammar box aloud. Check understanding.
- **Do the task** Ss do the task individually. While they are doing the task, write the grammar box sentences on the board.
 - Direct Ss' attention to the first sentence. Ask a volunteer to identify the verb. (*visited*) Ask *Is this verb in the present or the past? (past)* *How do you know? (It ends in -ed.)* *What is the present tense of the verb? (visit)* Continue with the other sentences.
 - Ss complete the task individually and then check answers in pairs.

Answers

1 was, weren't 2 visited 3 ran, hit

- **Review the task** Check understanding of regular and irregular verbs. Books closed.
 - Ask *What makes a verb regular? (In the past tense, it ends in -ed.)* *What makes it irregular? (It has a different spelling in the past tense.)*
 - Write the present tense of verbs from the grammar box on the board. Volunteers come to the board and change them to past tense.
- B Direct Ss to page 133 to complete the grammar exercise. Teacher tips for grammar exercises are on page T-129.**

C Ss work individually to complete the task.

- Ss check answers in pairs. Then check answers as a class.

Answers

1 was 2 lived 3 went 4 talked 5 weren't
6 moved


- D** **PAIR WORK** Put Ss in pairs. Set a time limit of five minutes and ask Ss to tell each other about the person they chose.
- When time is up, ask Ss if there were any verbs that they needed to talk about their important person but didn't know. Go over these verbs and write their present and past tense forms on the board for Ss to copy.

4 SPEAKING

- **PAIR WORK** Read the instructions aloud. Check understanding.
- Set a time limit for pairs to do the task.
- Ss share their partner's story with the class.
- **Workbook Unit 5.1**
- **Worksheets: Grammar 5.1; Vocabulary 5.1**

1 VOCABULARY: Describing life events

- Have a brief class discussion on life events and review the milestones they included on their timelines from the unit introduction and the ones they discussed in lesson 1. Ask *What are the big life events that most people have in common? What are some that you already had? What are some that you may have in the future?*
- Alternatively, let Ss discuss the topic in pairs.

A  **1.49 Introduce the task** Volunteers read the life events in the box. Direct Ss' attention to the verb used in each phrase. Write the verbs on the board and ask Ss to say the past tense form and/or come to the board and write it.

- Ask *Did you do any of these things? How many are the same as the ones you thought of in the introduction?* Ss share their answers with the class.
- **Do the task** Play the audio. Ss listen and repeat.
- Ss do the task individually.
- Ss check answers in pairs before checking answers as a class.

Answers

A graduate from college B get a job C get married
D start school E have a baby

B **PAIR WORK** Ss do the task individually and then compare their answers with a partner.


- Ask Ss to share with the class any differences and similarities in their timelines and give reasons for the order of events.

Possible order:

be born; start school; learn to drive; buy a car; graduate from college; get a job; meet your future wife/husband; get married; buy a house or apartment; have a baby; become a grandparent; retire

C Direct Ss to page 145 to complete the vocabulary exercises. Teacher tips for vocabulary exercises are on page T-141.

2 LANGUAGE IN CONTEXT

A  **1.50** Make sure Ss understand that they will look at the pictures first and try to guess who the famous person is. Tell them not to reveal their guesses yet.

- Play the audio for Ss to do the numbering task.
- Play the audio again for Ss to read along and check answers.

Answers

1 A 2 C 3 D 4 E 5 B 6 F


B Read the instructions and sample sentence aloud.

Check understanding.

- Ss do the task individually.
- Ask volunteers to write their sentences on the board for the class to check answers.

Answers

- 2 He came from South America / Brazil.
- 3 He retired in 1989.
- 4 He studied medicine. / He was a doctor.
- 5 He had six children. / He was the father of six children.
- 6 He was an athlete.

C  **1.51 Ask Ss for their guesses of who the person is.**

- Play the audio for Ss to check their answers.

 **1.51 Audio script**

Host Carla, for \$1,000, who is the famous person?
Carla He was born in 1954. He came from Brazil. He studied medicine, but he was also an athlete. He retired from his job in 1989. He had six children. I think it's ... Sócrates?
Host And. You. Are ... correct! Well done, Carla! The famous person is Sócrates, the amazing Brazilian soccer player.

3 GRAMMAR: Simple past negative and questions


- **Introduce the task** Ask *Is do a regular or irregular verb? (irregular) How do you know? (because the past tense doesn't end in -ed) What is the past tense of do? (did) Explain that we use did in questions about past actions.*

A Do the task Read the sentences in the grammar box aloud. Ss repeat after you.

- Ss do the task individually.
- Ss check answers in pairs and then check answers with the class.

Answers

- 1 did 2 didn't/did not 3 isn't

B  **1.52 Ss do the task individually.**

- Play the audio for Ss to check answers.

 **1.52 Audio script**

- 1 get – got
- 2 have – had
- 3 become – became
- 4 buy – bought
- 5 meet – met

C Direct Ss to page 134 to complete the grammar exercise. Teacher tips for grammar exercises are on page T-129.

D **PAIR WORK** Ss work individually to correct the false statements.

- Read the information in the **Accuracy check** aloud.
- Ss exchange their sentences with a partner and check for accuracy. Check answers as a class.

Answers

- 2 He didn't study French. He studied medicine.
- 3 He didn't come from Mexico. He came from Brazil.
- 4 He didn't become a soccer player in 1954. He was born in 1954.
- 5 He didn't die in 1989. He died in 2011.



**TEACHER DEVELOPMENT
ACTIVITY 2**

Personalized sentences: true or false?

New language is more likely to enter Ss' long-term memory if it is personalized in some way – that is, if Ss are able to relate it to their own lives. In this activity, Ss have the chance to personalize the expressions for describing life events in the context of a guessing game.

- Show Ss five sentences about yourself, each using one of the expressions from exercise 1A. Three of the sentences should be true and two false. Ss guess which sentences are true or false. Then reveal the answers.
- Now Ss do the same. Ss use the life event expressions to write five sentences about themselves, three true and two false. They can write about the past or the present.
- In pairs or small groups, Ss take turns sharing their sentences and guessing which are true or false.

4 SPEAKING

- **PAIR WORK** Read the instructions aloud. Check understanding. Volunteers read the sample conversation.
- **OPTIONAL ACTIVITY** Ss use their phones to access the video and discuss whether they did the same things as Irene last weekend.
- Give Ss time to draw their pictures.
- Pairs do the task. Ss share their answers with the class.

REAL STUDENT

Hi, I'm Irene. Last weekend I went to cinema with my boyfriend. On Sunday, I went for a walk with my family.


- **Workbook Unit 5.2**
- **Worksheets: Grammar 5.2; Vocabulary 5.2; Speaking 5**

LESSON OBJECTIVE

- congratulate and sympathize with people

1 FUNCTIONAL LANGUAGE

- **Introduce the task** Have a brief brainstorm session. Ask *When do you congratulate someone? What are situations when you sympathize with someone?*
- Write Ss' ideas on the board to use later in the lesson.

A  1.53 Ask volunteers to read the questions aloud. Check understanding.

- Ss discuss the questions in pairs. Circulate and help as needed.
- Ask volunteers to share their guesses and use specific details from the pictures for their guesses.
- Play the audio while Ss read along.
- Ask Ss to say if their guesses were correct or not.

B Direct Ss' attention to the headings in the chart. Check understanding.

- Ss complete the task individually.

 MIXED ABILITY

Direct stronger Ss to cover the text of the conversation from exercise 1A and try to fill in the blanks from memory. For other Ss, let them reread the conversations first and then fill in the blanks.

- While Ss are completing the task, write the sentences on the board, including the blanks.
- Ask volunteers to come to the board to fill in the blanks for the class to check answers.

Answers

1 Great 2 really well 3 great 4 sorry 5 bad luck
6 Never 7 the end of the world

C **PAIR WORK** Ss practice the conversations in pairs.


- Refer Ss to the situations that they brainstormed at the beginning of the lesson, and suggest they use them in their new conversations.
- Ask pairs to say their new conversations for the class.

 EXTRA ACTIVITY

Write each line of text of the conversations from exercise 1A on separate strips of paper. Mix up the strips of paper. Make enough sets of strips for each pair of Ss in the class. Ss close their books. Pairs work together to put the strips in the correct order. Then they practice the conversations.

2 REAL-WORLD STRATEGY


- **Introduce the task** As a class, ask Ss to share situations where they had to check the information that someone said to them. Ask how often it happens in their native language and how often it happens in English. Ask what English phrases they use to check understanding of what they heard.

A  **1.54** **Audio script p. T-174** Read the questions aloud.

- Play the audio. Ss listen and answer the questions individually.

Answers

a math test the score/the number of correct answers; He said "seven" instead of "seventy."

B  **1.55** Read the information in the **Real-world strategy box** aloud. Read the phrases in the box aloud several times. Ss repeat.

- Give examples of how to complete the phrases: *You mean (seventy)? Do you mean (Thursday)? I thought you said (5:15)*, etc. Emphasize that in the questions, intonation rises at the end, and in the statements, intonation goes down at the end.
- Say the complete sentences for Ss to repeat with the correct intonation.
- Ss complete the conversation individually.
- Play the audio for Ss to check their answers.
- Ss practice the conversation in pairs.


Answer

I thought you said

C **PAIR WORK** Put Ss in pairs and assign who will be **Student A** and who will be **B**.

- Give Ss time to read the instructions. Check understanding of the task. Ask *Student A*, *what good things will you talk about?* (graduated/new job/new house or apartment/car) *Student B*, *what phrases will you use to check Student A's information?* (Do you mean ... ?/ You mean ... ?) *Student B*, *what good things will you talk about?* (baby/moved/future husband or wife/college) *Student A*, *what will you say to Student B?* (congratulations and check information)
- Ss do the task in pairs.


3 PRONUNCIATION: Saying the stress in words

A  **1.56** Introduce the meaning of *syllable* by counting the syllables in names from the lesson, e.g., *A-na*, or *John-ny* (two syllables). Encourage Ss to do the same with their own names.

- Play the audio. Ss listen and write the number of syllables. Check answers.
- Help Ss count syllables by telling them to place their hand under their jaw to feel how many times it moves.

Answers

2 two 3 five 4 three 5 two 6 three

B  **1.57** Introduce the idea of *word stress* by giving Ss an example of a well-known city, e.g., San Francisco. Say it three times, each time with the stress on a different syllable. Ask *Which one is correct? Why?*

- Play the audio. Ss check A or B. Check answers.

Answers

1 B 2 A 3 A 4 B 5 A

C **GROUP WORK** Ss practice the conversations in groups of three. Encourage Ss to use clear word stress.

4 SPEAKING

- **PAIR WORK** Read the situations aloud. Answer any questions about vocabulary.
- Review the phrases used to congratulate and sympathize from exercise 1B. As a class, brainstorm other things you can say to someone to cheer him/her up. (*It's going to be OK. Everything will be all right. You'll feel better tomorrow.*, etc.)
- Ss practice the conversations with a partner. Circulate and monitor.

MIXED ABILITY

Let weaker Ss choose only one or two of the situations, and work with them to write a conversation that they can practice.

- **Workbook Unit 5.3**

LESSON OBJECTIVE

- write a comment agreeing or disagreeing with an online post

1 READING

- **Introduce the task** On the board, write *first impression*. Ask a volunteer to say what it means. Ask *Are first impressions of people and places important? What was your first impression of this class? What is a place you visited that gave you a great first impression? How about a bad first impression? Did your feelings about these places change after time?*

- A **PAIR WORK** Ask *What country is Bristol/Chicago/Melbourne in?* (England, the U.K./the U.S./Australia) *What do you know about the weather in those places? Explain that knowing about the weather in those places should help them identify each picture.*

- Ss look at the pictures and discuss the question in pairs.
- Ss share their responses with the class.

Answers

A Chicago B Bristol C Melbourne

- B **READ FOR MAIN IDEAS** Tell Ss that when they read the posts for the first time, they should read just for the main idea of each post: who is positive and who is negative about their first day.

- Ss read the posts silently. Answer any questions about vocabulary. In particular, check understanding of *stepped off*, *in a hurry*, *exchange student*, *immigrant*, *to feel free*, *a fresh start*.

VOCABULARY SUPPORT *stepped off* (the bus): to get off (the bus)

in a hurry: doing things quickly because you have a lot of other things to do

exchange student: a student that comes from another country to study, usually for just a short time

immigrant: a person who moves to another country to live permanently

to feel free: to have the feeling that you have no problems and can do anything

a fresh start: a chance to begin something again with no problems or obstacles

Answers

It's a website about people's first impressions of places.
Positive: Julia and Kamal Negative: Rafael

- C **READ FOR DETAILS** Give Ss time to read the statements so they know what details to read for.

- Ss do the task individually.
- Check answers as a class. Ask volunteers to say where they found the answer in each post.

Answers

- 1 Rafael was not prepared. He didn't have warm clothes.
- 2 true
- 3 Julia didn't go to Bristol for work. She went there for school.
- 4 Julia felt scared and alone at first, but soon she felt good and positive.
- 5 Kamal didn't know any English when he first arrived.
- 6 true

MIXED ABILITY

Some Ss may need more time to do exercise 1C. While these Ss are doing the task, ask stronger Ss to write two or three false statements about the posts. Then they exchange statements with a partner and correct them.

- D **PAIR WORK** **THINK CRITICALLY** Read the questions aloud.

- Ss discuss their answers in pairs. Ss will be discussing several related ideas in this task, and it may help them to use some kind of graphic organizer to organize their ideas during their discussion. Suggest that they make a three-column chart with each person as the heading for a column. Down the left side they can write "same" and "different." Ss fill in the chart as they discuss.
- Ask pairs to share their answers with the class.

2 WRITING

- **Introduce the task** Discuss posting comments on websites or blogs. Ask *Do you post comments? Where did you post the comment? Was it positive or negative? Do you think most people post positive or negative comments?*

A Ss read the comments silently.

- Check understanding. Ask *Who didn't speak any English?* (tobytwo) *Who doesn't care about rain or cold?* (patricianuñez12) *Whose first impression changed?* (titusx2) *Who didn't like living in another country?* (cigdemyilmaz4) *Who liked all the different things right from the beginning?* (daviddaly) *Who had bad weather at first?* (TheresaB).
- Ss do the matching task individually.

Answers

1 K 2 J 3 J 4 R 5 J 6 R

MIXED ABILITY

For weaker Ss, read the posts in exercise 1B aloud with them. Do the matching task together, pointing out key words in the posts that will help them match, e.g., weather, exchange student, first day, first ideas, etc.

B Ss do the task and then compare answers with a partner.

- Check answers as a class. Have Ss say which words (but not the bold ones) in each post helped them choose the correct post.

Answers

@tobytwo agrees with Kamal.
@TheresaB and @cigdemyilmaz4 disagree with Julia.
@patricianuñez12 disagrees with Rafael.
@daviddaly and @titusx2 agree with Rafael.

- C **WRITING SKILLS** Ss do the task individually and then compare answers with a partner.

Answers

Agree: Absolutely!, You're so right.
Disagree: No way!, Are you kidding?



WRITE IT

- D **Direct Ss' attention to the Register check.** Give them time to read the information. Emphasize to Ss that most of the expressions used to show disagreement should only be used with someone you know well. Talk about how when writing, it is easy for the reader to think you are being angry and mean because they can't see your face or hear the intonation in your voice.
 - Ask *In the comments in exercise 2A, do the writers just agree or disagree?* (no) *What information do they include?* (their reasons; their experiences). Ask volunteers to give specific examples of information the writers included in exercise 2A.
 - Ss do the task individually.

MIXED ABILITY

Help weaker Ss to choose a post to comment on. Ask questions to help them organize their thoughts: *Do you agree with (Kamal)? Why do you agree/disagree? Did you have the same/different experience?*

- **Workbook Unit 5.4**



- **Introduce the task** **Aim:** Introduce a story.
- Ask Ss to share any information they know about the Titanic.
- Discuss important details of a story. Ask *Imagine that you had only 30 seconds to tell someone about the Titanic. What kinds of details are important to know about the story of the Titanic?*
- Direct Ss to the **Useful phrases** section at the bottom of the page. Remind them that they can use the phrases at the relevant stages of the lesson.



A **RESEARCH** **Aim:** Ss research details about the Titanic.

- **INDIVIDUALLY** Give Ss time to look at the pictures and read the information. Go over any unfamiliar vocabulary, such as *at sea, coast, sink, crew, escaped, rescued*.
- **OPTIONAL ACTIVITY** If possible, let Ss use their phones to find more information about the Titanic and share what they learned with the class.

INFORMATION The Titanic had about 2,224 passengers and crew. More than 1,500 died. It was the largest ship at the time of its first voyage. The captain, Edward Smith, went down with the ship. The Titanic carried some of the wealthiest people in the world, as well as poor people from many European countries. The Titanic didn't have enough lifeboats – they could only carry 1,178 people. The wreck of the Titanic was discovered in 1985.

B **PREPARE** **Aim:** Ss read a story about a person on the Titanic.

- **GROUP WORK** Ss do the task in groups of four. As they read the story assigned to them, answer any questions about vocabulary. Suggest that they take notes on their answers to use in their presentations in the next step.

C **PRESENT** **Aim:** Ss present the information about their person.

- Read the instructions aloud.
- **GROUP WORK** Ss organize themselves into their new groups. Ask a volunteer to read the sample sentences aloud.
- Ss present their stories to each other and take notes.
- **Preparation for speaking*** Encourage Ss to rehearse what they are going to say in their heads.

D **DISCUSS** **Aim:** Ss discuss each story and decide which story they like best.

- Read the instructions aloud.
- **GROUP WORK** Ss discuss the questions in their groups from exercise 5C.
- Ask one person from each group to present the group's answers to the class.
- **Feedback for speaking activities*** Use reformulation to correct errors. See page T-xxii for details.

*These tips can help you create a safe speaking environment. They can also be used with other speaking activities. For more information, see page T-xxii.

PROGRESS CHECK

- Direct students to page 154 to check their progress.
- Go to page T-153 for Progress check activity suggestions.



**TEACHER DEVELOPMENT
REFLECTION**

Either answer these questions in a reflection journal or discuss them with your peers.

- 1 Development Activity 1 is based on the idea of making personal associations between words, with no right or wrong answers. How easy or enjoyable was this for your Ss? Did they all react in the same way, or were there differences?
- 2 Do you think the activity made the adjectives more memorable? Why or why not? Ask your Ss the same questions. Do they have the same opinion as you?
- 3 Development Activity 2 begins with a demonstration using the teacher's own sentences. What do you see as the benefits of this kind of demonstration?
- 4 Can you think of any other language points (vocabulary or grammar) that could be practiced using personalized true or false sentences?

BUY NOW, PAY LATER

6



TEACHER DEVELOPMENT INTRODUCTION

Strategy 3: Teaching and developing speaking skills – Repetition

In this unit, we're going to focus on improving speaking through repetition. The first time students do a speaking task, they may feel it has not been successful. One way to help your students feel better about speaking is to get them to repeat the speaking task. Students are usually better at doing the task a second time. They are more fluent and more accurate, and they often use a wider range of language.

Tell more than one person (Activity 1): Ss repeat the same task with two different partners before presenting to the class. You can try this in lesson 6.1.

Reaching agreement (Activity 2): Ss reach an agreement with a partner, then with a small group, and then with a larger group. You can try this in lesson 6.5.

You can read more about repeating tasks in *Teaching Speaking* by Goh and Burns (Cambridge University Press 2012) pp. 232–234. Please go to www.cambridge.org/evolve to download this material.

INTRODUCE THE THEME OF THE UNIT

On the board, write *cash*, *credit card*, *check*. Ask volunteers to explain each word. Ask *When do you use cash to pay for something? Checks? Credit cards? Do you shop in stores or online?* Have a brief discussion of what's good and bad about buying things with credit cards and shopping online.

UNIT OBJECTIVES

Read the unit objectives aloud. Tell Ss to listen and read along. Explain any vocabulary that might be unfamiliar to Ss, for example: *habits*, *vlog* (a blog in the form of a video, rather than a piece of writing), *invention*.

START SPEAKING

A Ss look at the picture. Ask them to identify any items they see for sale.

- In pairs, Ss discuss the questions.
- Ss share their answers with the class.

Answers

at a market shopping/talking

B Read the questions aloud. Ask Ss to share their answers with the class. Write their answers on the board to see the most popular items that Ss shop for.

C Ss discuss the questions in groups.

- **OPTIONAL ACTIVITY** Ss use their phones to access the video and then discuss if they agree with Irene.

REAL STUDENT

Hi, I'm Irene. There's a market close to where I live. It's cheap, but sometimes there is more choice in a supermarket.

- plan a shopping trip

1 LANGUAGE IN CONTEXT

- **Introduce the task** Ask *What are the biggest shopping days of the year?*
- Discuss the reasons stores have sales at various times of the year. Ask Ss if they shop on these special sale days and why or why not.



- A **1.58 PAIR WORK** **Do the task** Ask volunteers to read the instructions and questions aloud. Ss discuss the questions in pairs. If appropriate, let Ss research Black Friday on their smartphones and share what they learned with their partners, or read the information in the Vocabulary support box aloud. Alternatively, assign the research for homework and ask Ss to share what they learned with the class the next day.
- Ss share their partners' responses with the class.

VOCABULARY SUPPORT Black Friday is the day after Thanksgiving (the fourth Thursday of November) in the United States. Since 1952, it has been considered the beginning of the Christmas shopping season. Stores open very early (some of them at midnight), and they offer sale prices on most items. At many stores, crowds of people wait outside for hours so they can be the first in the store. Sometimes people get hurt in the crowds.

- **Review the task** Ask *How many people will you hear? (four) What will they talk about? (Black Friday) What information will you listen for? (who likes Black Friday).*
- Play the audio. Ss do the task individually.
- Check answers with the class.

Answer

Seb likes Black Friday.

- B **1.58** **Read the questions aloud.**
- Play the audio. Ss do the task individually.
 - Check answers with the class.

Answers

1 Seb 2 Marcia 3 Adam 4 Katie

- C **PAIR WORK** Ss discuss the questions in pairs and then share answers with the class.

2 VOCABULARY: Using money

- A **1.59** **Introduce the task** Books closed. Ask Ss to call out any buying-/selling-related words they know in English. Write them on the board.
- Books open. Play the audio. Ss listen and repeat. See if any of the words on the board match the ones in the book.
 - **Do the task** Ask Ss if they don't know any of the words in the box. Tell them to match the words and definitions as best they can and to guess at any words they don't know. Ss do the task individually.
 - Direct Ss to the **Notice** box. Read the information aloud.
 - Check answers with the class.

Answers

2 sell 3 save 4 borrow 5 waste 6 cost 7 lend
8 spend 9 pay back 10 return

EXTRA ACTIVITY

Have a brief class discussion about things or activities Ss spend or waste time doing. Have them use the sentences in the **Notice** box as a guide.

- B Direct Ss to page 146 to complete the vocabulary exercises. Teacher tips for vocabulary exercises are on page T-141.
- C **PAIR WORK** Read the questions aloud.
- **OPTIONAL ACTIVITY** Ss use their phones to access the video and then discuss if their spending habits are the same as or different from Allison's.

REAL STUDENT

Hi, I'm Allison. I usually waste money on clothes that I don't really need when I go to the shopping center. That's why I have my closet full.

3 GRAMMAR: *be going to*

- A Introduce the task** Ask volunteers to read the sentences in the grammar box aloud. Check understanding.
- **Do the task** Ss do the task individually. While they are doing the task, write the first sentence on the board.
 - Direct Ss' attention to the first sentence. Ask a volunteer to identify the verbs (going to, buy). Ask *Which verb talks about what the person will do with the TV, go or buy? (buy) What words in the sentence show that it's the future? (going to).*
 - Ss complete the task individually and then check answers in pairs.
 - Ask *Does the form of going to change if the subject changes? (no) Does the main verb change? (no)*

Answers

1 future 2 You are sure.

- **Review the task** Check Ss' understanding of past, present, and future sentence formation. Books closed. On the board, write: *eat dinner, buy a computer, borrow money* and the headings *Past, Present, and Future*.
 - Individually, Ss make sentences with each phrase in the past, present, and future. Encourage them to use any time words that they know.
 - Volunteers come to the board and write their sentences under the correct headings.
 - Check the sentences as a class.
- B Direct Ss to page 134 to complete the grammar exercise. Teacher tips for grammar exercises are on page T-129.**
- C PAIR WORK** Read the instructions aloud. Ask a S to say what the instructions say in his/her own words.
- Model the task by saying one or two sentences about your plans for this month.
 - Ss write their sentences individually.
 - Read the information in the **Accuracy check** aloud. Ss check their work for accuracy.

EXTRA ACTIVITY

Write these sentences on the board: 1 *I'm going to go shopping.* 2 *Are you go to borrow money?* 3 *We're not go to order pizza.* Ask volunteers to come to the board to correct the sentences. Then check answers as a class. (Answers: 1 Correct. 2 Are you going to borrow money? 3 We're not going to order pizza.)

- D PAIR WORK** Volunteers read the sample sentences.

- Ss take turns telling their partners about their plans.
- Pairs get together with another pair and talk about their partner's plans.

4 SPEAKING

- A PAIR WORK** Read the ad and the questions aloud. Check understanding.

- Ss work in pairs to plan their shopping trip.

- B Ask a volunteer to read the example aloud.**

- Pairs from exercise 4A share their plans for a shopping trip with the class.



TEACHER DEVELOPMENT ACTIVITY 1

Tell more than one person

Alternative instructions for 4B

If students first discuss a speaking task in pairs, they are likely to feel more comfortable sharing their ideas or presenting them to a larger group.


- Give Ss a minute to make notes about their plans.
- In pairs, Ss tell two different Ss about their plans, for example, the S sitting on their left and the one on their right.
- Ss present their ideas to the whole class, or put Ss in larger groups to present their shopping plans.
- Ask Ss if it got easier to talk about their plans when they repeated the activity.

- **Workbook Unit 6.1**
- **Worksheets: Grammar 6.1; Vocabulary 6.1**

- talk about shopping habits

1 VOCABULARY: Shopping

- **Introduce the task** Have a brief class discussion on where Ss like to shop and why. Do they like the prices? Location? What the store looks like inside? Service?
- Alternatively, let Ss discuss the topic in pairs.

A  1.60 **PAIR WORK** Give Ss time to read the vocabulary. Ask Ss to say any of the words they know and to give a short definition if possible.

- **Do the task** Play the audio. Ss listen and repeat.
- Ss do the task with a partner.
- Check answers as a class.

Answers

2 shelf 3 customers 4 sale 5 department store
6 price 7 salesperson 8 checkout 9 cash register
10 grocery store

VOCABULARY SUPPORT A grocery store and a supermarket are similar but not exactly the same. A supermarket is a large store that sells not only food, but many other household products. A grocery store is smaller and generally only sells food (fruits, vegetables, canned food, etc.) and has a smaller variety of choices than a supermarket.

B Direct Ss to page 146 to complete the vocabulary exercises. Teacher tips for vocabulary exercises are on page T-141.

C **PAIR WORK** Read the instructions aloud. Check understanding.

- Set a time limit for Ss to make notes about their shopping trip individually.
- Pairs take turns telling each other about their shopping trips.

2 LANGUAGE IN CONTEXT

A **PAIR WORK** Volunteers read the instructions aloud. Check understanding of the task. Ask *What are examples of things people buy but they don't need?* (new shoes when they have many pairs, junk food, an expensive new car, too many toys, etc.).

- Pairs discuss the question.
- Ss share their partners' answers with the class.

B Read the instructions aloud. Check understanding of the task. Ask *What will you read?* (a blog post) *What will you find?* (what stores do to make us buy things)

- Ss read the blog post silently. Answer any questions about unfamiliar vocabulary.
- Ss do the task individually.
- Check answers with the class.

Answers

Stores put sale items to the right because most people go right when they enter the store.
Stores put expensive things on the middle shelf where your eyes see them first.
Stores bake bread because the smell makes people hungry.

EXTRA ACTIVITY

Extend the conversation about what stores do to make you buy more. Say *Milk is a basic food that shoppers buy. Why is it usually at the back of the store?* (so you have to walk through the store and see other items). *In the United States, many items end with 0.99. Why?* (It seems like it costs a dollar less.) Discuss other things that Ss may know about.

C **PAIR WORK** Ss discuss the question in pairs.

- Ss share their partners' answers with the class.

3 GRAMMAR: Determiners

- **Introduce the task** Ask Ss if they know what a determiner is. If not, explain: *A determiner is used with a noun to say how much or how many things or people we are talking about.* Ask Ss if they can think of any words that tell how much or how many. Suggest they try to remember any from the blog post in exercise 2B (*a few, many, a lot, some, etc.*).

A Ask volunteers to read the sentences in the grammar box aloud. Check understanding.

- Ss do the task individually.
- Ss check answers in pairs and then check answers with the class.

Answers

1 plural; things in general 2 specific things

B **Do the task** Read the instructions aloud.

- Ss do the task individually.
- Ss check answers in pairs before checking answers with the class.

Answers

none/no, some, many, most, all

C Direct Ss to page 135 to complete the grammar exercise. Teacher tips for grammar exercises are on page T-129.

D **PAIR WORK** Read the information in the Notice box aloud. Give Ss time to write their own sentences about the stores in their town.

- Tell Ss to read their sentences to a partner and discuss if they agree with each other.

MIXED ABILITY

For weaker Ss, work with them to write sentences. Ask questions to help them write sentences: *Do most of the stores in town have good prices? Do some of the stores have sales? Do many people shop at (name of store)? Are all the salespeople friendly in (name of store)?*, etc.

HOMEWORK IDEAS

Assign the writing of the sentences in exercise 4D for homework and have pairs discuss the next day.

4 SPEAKING

A **GROUP WORK** Ask Ss if they answer customer surveys. If so, ask them to share what questions they answered.

- Read the instructions aloud. Ask volunteers to read the survey questions aloud.
- In small groups, Ss take turns asking each other the questions. Tell them to write everyone's answers.

B **Read the sentence stems aloud.**

- Give Ss time to write sentences about their group's responses using the determiners.
- Ask volunteers to write their sentences on the board. Correct any mistakes as a class.
- **Workbook Unit 6.2**
- **Worksheets: Grammar 6.2; Vocabulary 6.2; Speaking 6**

LESSON OBJECTIVE

- describe what you want in a store

1 FUNCTIONAL LANGUAGE


- **Introduce the task** Have a brief class discussion. Ask *Where do you do most of your shopping? What do you buy there? What is something you need to buy today (or soon) that you don't know how to ask for in English?*

A Ask a volunteer to read the question aloud.

- Ask volunteers to share their guesses and use details from the pictures for their guesses. Don't check the answer yet.

Answers

Picture A: electronics store
Picture B: drugstore

B  1.61 Read the instructions and the question aloud.

- Play the audio. Ss read along.
- Direct Ss' attention to the **Insider English** box. Ask a volunteer to read the information aloud. Ask volunteers to find two examples of *get* in the conversations and read the sentences aloud. (*Oh, got it. Oh, I get it!*)
- Pairs discuss their answers to the question *What do the two people buy?* and then share them with the class. Ask them to show where they got the answer in the conversations.
- Give Ss time to match the conversations with the pictures individually.
- Ask volunteers to share their answers with the class.
- Ask Ss to say if their guesses from exercise 1A were correct or not.

Answers

Picture A: Conversation 2; The person buys an adaptor.
Picture B: Conversation 1; The person buys nail clippers.

 MIXED ABILITY

Tell stronger Ss to cover the conversations at the beginning of the exercise and do all of the tasks in exercise 1B by just listening to the conversations, not reading them. Play the audio twice, if necessary.

C Direct Ss' attention to the headings in the chart. Check understanding.

- Ss complete the task individually.

 MIXED ABILITY

Tell stronger Ss to cover the text of the conversations from exercise 1B and try to fill in the blanks from memory. For other Ss, let them reread the conversations first and then fill in the blanks.

- While Ss are completing the task, write the sentences on the board, including the blanks.
- Volunteers come to the board to fill in the blanks for the class to check answers.

Answers


1 the word 2 You 3 with 4 You use 5 to 6 like
7 a thing for

D **PAIR WORK** Ss practice the conversations in pairs.

- Ask pairs to say their conversations for the class.


2 REAL-WORLD STRATEGY

- **Introduce the task** Ask Ss to share any situation where they didn't know how to say something in English or another language. Ask if they know how to ask for a new word in English.

- A  **1.62 Audio script p. T-174** Ask a volunteer to read the information in the Real-world strategy box aloud.
- Read the questions aloud several times. Ss repeat. Tell Ss that the intonation in these questions goes down at the end.
 - Play the audio. Ss listen and answer the questions individually.
 - Check answers with the class.

Answers

The person buys ear plugs.
What do you call them in English?

- B  **1.63** Tell Ss to read the conversation silently.
- Ss guess the answer in pairs.
 - Play the audio. Ask a volunteer for the answer.

Answer



shopping cart



- C **PAIR WORK** Read the instructions aloud.

- Give Ss time to find three things they don't know how to say and then find the word in English. If possible, let them use their phones to look up the word. If Wi-Fi isn't available, provide a dictionary or the definitions yourself. Alternatively, assign the research for homework and then do the task the next day.
- Model the task with a volunteer.
- Ss have conversations in pairs.

3 PRONUNCIATION: Stressing important words

- A  **1.64** Books closed. Write the conversation on the board but don't underline the words.
- Tell Ss to listen for the stressed words (the loudest, clearest words). Play the audio.
 - Books open. Tell Ss to check their ideas. Ask Ss why these words are stressed. (Answer: They are the most important words.)
 - Play the audio again. Ss repeat.
- B  **1.65** Read the instructions aloud.
- Ss work alone to predict the stressed words and then compare ideas with a partner.
 - Play the audio and check answers. Explain that Ss might have different ideas than the speaker on the audio, but this does not necessarily mean they are wrong; unlike some other languages, the speaker can choose which word to stress in English in order to change the focus.
 - Play the audio again and pause at the end of each line for Ss to repeat. Ss practice speaking in pairs. Monitor and help Ss create stress by making these words or syllables longer, louder, and higher.

Answers

A I'm looking for something for my phone.
B A phone charger?
A No. You use it to connect your phone to electricity.
B A power cord!

4 SPEAKING

- **PAIR WORK** Put Ss in pairs and assign who will be Student A (the customer) and who will be Student B (the sales clerk).
- Give Ss time to read the instructions. Check understanding of the task. Ask *Student A*, *what kind of store are you in?* (a drugstore) *At first, are you the customer or clerk?* (the customer) *Student B*, *what phrases will you use to check Student A's information?* (Do you mean ... ? and You mean ... ?)
- Ss do the task in pairs.
- **Workbook Unit 6.3**

- write a script for a vlog

1 LISTENING

- **Introduce the task** On the board, write *vlog* and *script* (the words in a movie or video). Ask a volunteer to say what each word means. Ask *Do you follow any vlogs? What are they about? Why are they interesting to you?*
- Tell Ss they will hear advice about money problems and that the writing model will be a vlog script with advice about how to save money.

A **PAIRWORK** Ss discuss the question in pairs.


- Ss share their answers with the class.

 **EXTRA ACTIVITY**

Write this quote about money on the board:
"Neither a borrower nor a lender be." – Shakespeare.
 If necessary, explain the meaning of the quote with the class. Put Ss in small groups and have them discuss if they agree with the quote or not.

B **PREDICT** Read the instructions aloud.


- Give Ss time to look at the pictures and think about where they happen. Don't check answers yet.

C  **1.66** **Audio script p. T-175** Play the audio. Ss do the task individually.

- Check answers with the class. Ask volunteers to say what in each picture helped them guess in exercise 1B and if their guess was correct.

Answers

A: story 2 B: story 3 C: story 1

D  **1.66** **Audio script p. T-175** **LISTEN FOR DETAIL** Give Ss time to read the statements so they know what details to listen for.

- Play the audio again. Ss do the task individually.
- Check answers with the class.

Answers

- 1 The women spent many hours drinking coffee.
- 2 true
- 3 true
- 4 The money was not in her bag when she got it back.
- 5 true
- 6 The Senator left his ATM card in the machine.


 **MIXED ABILITY**

Some Ss may need to listen to the audio one or two more times to do exercise 1D. While these Ss are doing the task, have stronger Ss write two or three false statements about the stories. Then they exchange statements with a partner and correct them.

E **PAIRWORK** **THINK CRITICALLY** Read the instructions and lessons aloud.

- Ss discuss their answers in pairs.
- Pairs share their answers with the class.


2 PRONUNCIATION: Listening for weak words

A  **1.67** Read the instructions aloud. Remind Ss of the meaning of *stressed* from exercise 3 on page 59. Ask *If stressed words are louder and clearer, how will unstressed words sound?* (quieter and less clear)

- Tell Ss to work in pairs to predict the unstressed words. Play the audio and check answers.

Answers

- 1 It was the long New Year's weekend a couple of years ago.
- 2 None of their ATM cards worked in Japan.

B  **1.68** **PAIRWORK** Read the instructions aloud.

- Ss read the sentences silently. Play the audio and tell Ss to write the missing words.
- Put Ss into pairs to compare answers. Write the answers on the board and circle the weak words.

Answers

- 1 What did you think of the movie last night?
- 2 I'm all out of cash.

C Ss do the task individually and then compare answers with a partner.

- Check the answer. Explain that Ss do not need to focus on unstressed words in their speaking. It is more useful to concentrate on *stressing* key words. But if they are aware of weak words, it will help their listening skills.

Answer

of

3 WRITING

- **Introduce the task** On the board, write money-related words from the website or other words Ss can use to write their vlog scripts later in the lesson (*save, spend, borrow, lend, waste, cheap, expensive, sale, etc.*). Explain the meaning of any words Ss don't know.

A Ss read the website silently.

- Check understanding. Ask *What are "the little things in life"?* (unimportant things that you spend money on) *What does one in, one out mean?* (If you buy something new, get rid of an old thing of the same type.) *Why shouldn't you buy snacks at the movies?* (They are more expensive there.) *When should you borrow something?* (when you'll only use it once) *What is an annual subscription?* (paying for a whole year at one time) *Why should you go to a supermarket in the evening?* (That's when there are more sales.)
- Pairs discuss whether they agree with the suggestions.

B Ss do the task in pairs.

- Check answers with the class.

Answers

Clothes: 1, 4 Free time: 2, 5 Grocery shopping: 3, 6

C WRITING SKILLS Ss do the task individually and then compare answers with a partner.

Answers

1: one = shirt 2: them = snacks 4: one = something/suit

D Ask a volunteer to read the sentences aloud. Check understanding.

- Ss do the task individually and then compare answers with a partner.

Answers

- 1 If you want a new sweater, you can probably find a new one in the sale section for less than full price.
- 2 If you have some pants or a shirt that you didn't wear last year, you're probably not going to wear them this year, either.



WRITE IT

E Read the instructions aloud.

- Ask *How is the information in the website in exercise 3A organized?* (in a numbered list). Explain that a numbered list is a good way to keep ideas organized because you talk about only one thing at a time.
- Remind Ss that they are writing a vlog script. Say *A vlog script is used to talk to a listener.* Tell Ss that they will film these scripts and that they should sound like they are giving advice to a friend, not writing a serious, formal article.
- Ss do the task individually.



HOMEWORK IDEAS

Assign the writing of the vlog script for homework, and Ss film it the next day in class.

F Ss work in pairs to film their vlogs. Suggest that Ss practice several times before they film their vlog. They should look at the camera.

- **OPTIONAL ACTIVITY** Pairs can use their phones to film each other. If available, tell Ss to send their videos to you, and play them on a larger screen (e.g., your laptop).
- Have a class discussion on what was the best advice.
- **Workbook Unit 6.4**

LESSON OBJECTIVE

- present an idea for a new invention



Time on each stage

- **Introduce the task** **Aim:** Introduce the topic of inventions.
- **WHOLE CLASS** Discuss inventions that Ss think are useful. Ask *What do you think is the best invention of the last 15 years? Why is it useful? What problem(s) does it solve?* Direct Ss to the **Useful phrases** section at the bottom of the page. Remind them that they can use the phrases at the relevant stages of the lesson.

A **PAIR WORK** **Aim:** Ss identify new inventions.

- Give Ss time to look at the pictures and read the captions.
- Pairs discuss the pictures.

B **Aim:** Ss discuss inventions that can solve specific problems.

- **PAIR WORK** Read the instructions and problems aloud. Ss do the task in pairs.
- Check answers with the class.

Answers

- 1 cardboard VR headset
- 2 folding bicycle
- 3 banana protector
- 4 longboard baby stroller

C **DISCUSS** **Aim:** Ss discuss ideas for new inventions.

- **GROUP WORK** Read the instructions and problems aloud.
- Ask Ss if they have one or more of these problems.
- Ss take notes on their idea to use in steps D and E.
- **Preparation for speaking*** Tell Ss to practice what they are going to say in their own language. They should make notes and do the task again in English.

D **PREPARE** **Aim:** Ss choose an idea for a new invention.

- **GROUP WORK** Read the instructions aloud.
- Direct Ss' attention to the announcement and read the bullet points aloud.
- Ss discuss the questions in their groups from C.
- Tell Ss to use the questions in the announcement to help them organize their presentation. Tell Ss to write down their answers. Suggest that they decide who will present their idea to the class and give them time to practice.

E **PRESENT** **Aim:** Ss present their invention to the class.

- **WHOLE CLASS** Tell Ss to take notes during each presentation to help them ask questions and to use in step F.
- Before the presentations, brainstorm questions that Ss can ask after each presentation. (*Why do you call it ___? Do you think many people have this problem? Why does it cost ___? How long will it take to make?, etc.*)
- Ss take turns presenting their inventions. Tell Ss to wait to ask questions until the presentation is over.

- **Feedback for speaking activities*** Give positive feedback when Ss produce accurate and appropriate language.

F **Aim:** Ss choose an invention to give money to.

- Read the instructions aloud.
- **GROUP WORK** Ss stay in their groups from the previous tasks and discuss which group(s) they will give money to and why.
- Ss present their responses to the class.

TEACHER DEVELOPMENT
ACTIVITY 2

Reaching agreement

Alternative instructions for F

Sometimes it's possible to give students a reason for repeating a speaking activity. You can do this easily with activities in which pairs and then larger groups need to reach agreement on something.

- In pairs, Ss sort the ideas into two categories: 1) things we'll probably use, 2) things we maybe won't use. They must give reasons for their decisions.
- Put two pairs together to make a group of four. They compare their ideas and agree on the inventions that go in each category.
- Ss present their ideas to the class.

*These tips can help you create a safe speaking environment. They can also be used with other speaking activities. For more information, see page T-xxii.

PROGRESS CHECK

- Direct students to page 154 to check their progress.
- Go to page T-153 for Progress check activity suggestions.

TEACHER DEVELOPMENT
REFLECTION

Either answer these questions yourself in a reflection journal or discuss them with your peers.

- 1 What changes did you notice in students' behavior when they repeated an activity? For example, were they more confident?
- 2 What changes did you notice in students' language when they repeated an activity? Was it more fluent or more complex?
- 3 Do you think it's a good idea to give students feedback between doing an activity the first and second time? What kinds of feedback can you give?

REVIEW 2 (UNITS 4–6)

Introduce the review Before beginning the review, write *Grammar, Vocabulary, and Functional language* on the board.

- Set a time limit of two minutes. Ss close their books and work in small groups to remember as much as they can about the grammar, vocabulary, and functional language of Units 4–6. Groups write words, phrases, and example sentences in each category.
- Check answers as a class.

1 VOCABULARY

A Ss work individually to categorize words in the word cloud.

- Ss check answers in pairs.
- Check answers as a class.

Answers

- 1 pop culture: actor, artist, director, musician, singer
- 2 gifts: bouquet of flowers, candle, candy, jewelry, perfume
- 3 opinions: amazing, cool, crazy, fun, strange
- 4 life events: buy a house, get married, graduate from college, have a baby, retire
- 5 using money: borrow, cost, lend, save, spend
- 6 shopping: checkout, department store, grocery store, sale, shelf

B Ss work in pairs to add three more words or phrases to each category.

- Write the six categories on the board.
- Invite Ss to come to the board and write their three answers.
- See the Language summaries for Units 4–6 on pages T-164–166 for ideas.

2 GRAMMAR

A Write the first sentence up on the board and elicit whether the verbs should be in the simple past or present continuous.

- Ask Ss: *Which word is an object pronoun? (him) circle the word him. Ask: What does it replace? (my father). Underline my father.*
- Tell Ss to do the same with the remaining sentences.
- Ss check with a partner.
- Check answers as a class.

Answers

- 1 is retiring, are planning
him: my father
- 2 started
- 3 is getting
- 4 was, didn't go, wasn't
- 5 are moving
her: my boss
- 6 had
them: my cousin and her husband

B PAIR WORK Ss write sentences individually. Circulate and answer any language questions.

- Ss read their sentences aloud to a partner. Encourage them to ask questions.

C Ss check that their object pronouns are correct.

3 SPEAKING

- **PAIR WORK** Ss read the questions and make notes individually.
- Ss ask and answer the questions in pairs.

4 FUNCTIONAL LANGUAGE

A Ss do the exercise individually.

- To check answers, pairs read the conversations out together.

Answers

- 1 Congratulations!
- 2 Would you like
- 3 We're going
- 4 love to
- 5 I can't
- 6 too bad
- 7 sorry to hear
- 8 meet

B Ss work with a partner to guess what the items are.

- Check answers as a class.

Answers

- 1 purse
- 2 phone charger
- 3 (shopping) cart

5 SPEAKING

- A **PAIR WORK** Ss choose one of the three situations and prepare a conversation. They should make notes but not write the full conversation. For extra support, refer Ss to the functional language lessons from Units 4 to 6.

- Pairs have their conversations.

B Pairs change roles and repeat their conversations.

- Choose a pair to perform their conversation for the class. If possible, choose a pair for each of the three situations.

EAT, DRINK, BE HAPPY

7



TEACHER DEVELOPMENT INTRODUCTION

Strategy 1: Developing learner responsibility – Developing and analyzing study skills

In this unit, we're going to focus on raising students' awareness of the responsibility they have for their own learning. We'll do this by providing a **reflection** task on how much students are involved in learning inside and outside of class time and by showing them how to ask **useful questions** about language items.

Reflection (Activity 1): Ss consider how much they are actively involved in their learning and what the benefits of this might be. You'll have an opportunity to try this in lesson 7.1.

Useful questions (Activity 2): Ss take responsibility for their learning by asking a series of useful questions about new vocabulary. You can try this in lesson 7.2.

Both the activities above are highly practical and can be adapted and reused throughout your course. To find out more, read the extract *Learning strategies* from *Learner Autonomy* pp. 30–35. Please go to www.cambridge.org/evolve to download this material.

INTRODUCE THE THEME OF THE UNIT

Have a brief discussion on eating habits – not diet but about how, when, and with whom Ss eat. Ask *Is food important in your family? Is it important to share a meal with family and friends?*

UNIT OBJECTIVES

Read the unit objectives aloud. Tell Ss to listen and read along. Go over any vocabulary that might be unfamiliar to Ss, for example: *comfort food* (food you eat when you feel sad or worried), *food truck*.

START SPEAKING

A Ss look at the picture.

- In pairs, Ss discuss the questions.
- Ss share their answers with the class.

B Read the questions aloud.

- Have Ss share their answers with the class.
- Write their answers on the board under the headings *Alone or With Other People?*, *Who Do You Eat With?*, and *What Do You Talk About?*
- See what, if anything, Ss have in common.
- Ask follow-up questions: *Do you watch TV while you eat? Do you have your phone, tablet, or computer with you when you eat? Do you think who you eat with and where is important for your health?*

C Read the questions aloud.

- **OPTIONAL ACTIVITY** Ss use their phones to access the video and then discuss if they feel the same about eating as Seung Geyoung.

REAL STUDENT


Hi, I'm Seung Geyoung. For me, a meal is special with my family, so we try to eat dinner together at least twice a week.

LESSON OBJECTIVE

- talk about your favorite comfort food

1 VOCABULARY: Naming food

- **Introduce the task** On the board, write *How many food items can you name?* Set a time limit of one minute, and tell Ss to write down as many food items as they can think of.
- Ss compare lists with a partner.
- Ask *Are any of the foods you wrote down your favorite foods?*

A  **2.02 Do the task** Ask volunteers to read the instructions and question aloud. Elicit answers from the class.

- Ss work with a partner to complete the task.
- Play the audio to check answers. Play it again for Ss to listen and repeat the words.

Answers

1 peanut butter 2 onion 3 burger
4 chili / chili pepper 5 lettuce 6 strawberry 7 yogurt
8 cereal 9 jam 10 corn 11 noodles 12 pasta
13 salmon 14 avocado 15 salt 16 pepper

B On the board, write *sweet*. Ask Ss if they can give an example of a sweet food. If not, provide examples (*ice cream, cookies, candy*).

- Ss do the task individually. While they are doing the task, write *Sweet* and *Not sweet* on the board as headings.
- Ask volunteers to say which foods from the list are usually sweet. Alternatively, ask Ss to come to the board and write them in the correct category.

Answers

Usually sweet: cereal, jam, peanut butter, strawberry, yogurt
Usually not sweet: avocado, burger, chili, corn, lettuce, noodles, onion, pasta, peanut butter, pepper, salmon, salt

C Direct Ss to page 147 to complete the vocabulary exercises. Teacher tips for vocabulary exercises are on page T-141.

2 LANGUAGE IN CONTEXT

- **Introduce the task** On the board, write *comfort food*. Ask Ss if they can explain what it means (foods you eat when you feel sad or worried).
- Ask Ss to share their favorite comfort foods. Ask them to explain why this food makes them feel better.

A Read the question and instructions aloud.

- Ss read the blog post individually.
- Ask volunteers for the answers.

Answers

Comfort food is a dish or a type of food that makes you feel good.

Five types of chicken soup: classic, *ajiaco* (Colombian chicken soup with corn and potatoes), Indian chicken soup (with egg), Chinese chicken soup (with noodles and a few chilies), and *samgyetang* (Korean chicken soup with rice)

B **PAIR WORK** Read the instructions and the words aloud.

- Ss work in pairs to do the task.



C **PAIR WORK** Read the questions and instructions aloud.

- Ss answer the questions and research dishes individually and then share their responses with a partner.
- **OPTIONAL ACTIVITY** Ss use their phones to access the video and then discuss if they would like to try Alessandra's dish.

REAL STUDENT

Hi, my name's Alessandra. I'm from Brasilia, Brazil. Here there is *coxinha*. It's a kind of chicken with pastry, and it's really good. And you?

3 GRAMMAR: Quantifiers

A Introduce the task On the board, write *quantifier*. Explain that a quantifier tells you how much or how many there is/are of something. Explain *When talking about food, and some other types of nouns, some foods can't easily be quantified. They are called non-count nouns. With non-count nouns, we use special words or phrases to talk about how much we need, eat, or want.*

- **Do the task** Give Ss time to read all the information and look at the pictures in the grammar box.
- Read the example questions and phrases in the box aloud. Ss repeat after you.
- Ss do the task individually.
- Check answers as a class.

Answers

1 singular or plural 2 an

- Read the information in the **Notice** box aloud. Discuss the question about chicken with the class. Ask *What other foods do you think can be both count and non-count?* (Water is non-count as we drink it, but countable if it's in a bottle; ice cream, soup, cheese, etc.).
- Ask volunteers to answer the question.

Answers

Chicken is a count noun when you are talking about the whole animal: *I bought two chickens at the grocery store for the barbecue on Saturday.*
Chicken is non-count when you are talking about the meat: *I always buy chicken at the new grocery store.*

B Direct Ss to page 135 to complete the grammar exercise. Teacher tips for grammar exercises are on page T-129.

- C Read the instructions aloud. Ask a S to tell the class what the instructions mean in his/her own words.**
- Direct Ss' attention to the answer in number 1. Ask *Why is many the correct answer?* (because *cups* can be counted)
 - Ss do the task individually.
 - Read the information in the **Accuracy check** aloud. Ss check their work for accuracy.

Answers

2 many 3 much 4 much

EXTRA ACTIVITY

Write these sentences on the board: *1 How much strawberries are there? 2 I don't have much eggs. 3 Don't use so much salt!* Have volunteers come to the board to correct the sentences. Then check answers as a class. (Answers: 1 How many strawberries are there? 2 I don't have many eggs. 3 Correct.)



TEACHER DEVELOPMENT ACTIVITY 1

Reflection

This activity helps Ss think about how their active participation can help them learn more effectively.

- Give copies of the questionnaire to Ss.
- Ss should answer all the questions individually. Then, Ss should talk about their answers in groups and give reasons.

Who should ...	Teacher/Me/Both
find out about grammar rules before class starts?	
explain rules to other students who have trouble understanding?	
ask questions to check you really understand?	
find more examples of count/non-count nouns for things you talk about every day?	
keep a record of the grammar you learn?	

- In feedback, invite students to share their thoughts. Encourage them to share responsibility with you for all the things in the questionnaire and explain how this will help their progress.

4 SPEAKING

A PAIR WORK Ask volunteers to read the example aloud.

- Ss work in pairs to talk about their favorite comfort foods.

B GROUP WORK Ask a volunteer to read the example aloud.

- Put Ss in groups of four or five to discuss comfort foods.
- Ask a S from each group to report his/her group's discussion to the class.



HOMEWORK IDEAS

Tell Ss to research a comfort food from another country not represented in your class. Ask them to present what they learned to the class the next day. Suggest search words: *comfort food + (country name)*

- **Workbook Unit 7.1**
- **Worksheets: Grammar 7.1; Vocabulary 7.1**

- design a food truck

1 VOCABULARY: Describing food



TEACHER DEVELOPMENT ACTIVITY 2

Useful questions

Do this activity before you start the lesson.

- Divide Ss into two groups. Give the words *delicious*, *can't stand*, and *vegetarian* to Group A and *don't mind*, *crepe*, and *raw* to Group B.
- Ss look up the words and note meaning, part of speech, pronunciation, and example sentence.
- On the board, write:

Useful questions

What part of speech is that?

Is it a count or non-count noun?

What usually comes after that verb?

Is that adjective positive or negative?

Can I use that adjective for other things?

Is that word formal or informal?

What's the difference between that (word) and ... ?

How do you pronounce that?

- Put Ss into A/B pairs.
- Instruct Ss to take turns explaining their words and asking useful questions. When giving instructions, check that Ss understand which questions can be used with adjectives, verbs, and nouns.
- In feedback, tell Ss they should ask you these questions whenever they learn new words.

- **Introduce the task** Have a brief class discussion about Ss' cooking habits. Do Ss cook for their families? How often do they eat home-cooked meals? How often do they eat out?
- Alternatively, let Ss discuss the topic in pairs.

A 2.03 Ss cover the pictures. Read the vocabulary in the box aloud. Ask Ss if they know any of the words and to give a short definition or example, if possible.

- Ss uncover the pictures. Ask volunteers to say the food items in the pictures. Ask *Which of these things did you eat last week?* Ask Ss to share their answers with the class.
- **Do the task** Play the audio. Ss listen and repeat.
- Ss do the task individually.
- Check answers as a class.

Answers

2 roasted 3 fried 4 raw 5 fresh 6 spicy
7 delicious 8 grilled 9 sour 10 bitter

B Read the instructions aloud. Check understanding.

- Ss do the task individually.
- While Ss are doing the task, on the board, write the headings *How to serve food* and *How food tastes*.
- To check answers, ask volunteers to come to the board and write the vocabulary words under the correct heading.

Answers

How to serve food: boiled, fresh, fried, grilled, raw, roasted
How food tastes: bitter, delicious, fresh, sour, spicy

C Direct Ss to page 147 to complete the vocabulary exercises. Teacher tips for vocabulary exercises are on page T-141.

2 LANGUAGE IN CONTEXT

A **PAIR WORK** Direct Ss' attention to the picture of the food truck on page 69.

- Ss discuss the question in pairs.
- Ss share their partners' responses with the class.

B 2.04 Ask volunteers to read the instructions aloud.

- Direct Ss' attention to the **Insider English** box.
- Play the audio. Ss listen and answer the questions.
- Ss check answers in pairs.
- Check answers with the class.

Answers

Clara is making fish tacos.
Food trucks are cheap, you can eat outside, and the food is delicious.



MIXED ABILITY

For Ss who need help answering the questions, play the audio a second time, stopping after Clara's first lines. Let Ss answer the first question. Then ask the second question. Continue the audio and let Ss take notes on the answers. Check answers to the second question. Play the audio a third time, if necessary. Meanwhile, stronger Ss write two or three comprehension questions and take turns asking and answering them with a partner.

C **PAIR WORK** Ss discuss the questions in pairs.

- Ss share their partners' answers with the class.
- Write Ss' answers on the board. See if there is a clear favorite food truck and/or a clear favorite dish.

3 GRAMMAR: Verb patterns

- **Introduce the task** Explain *pattern*: the order in which items are usually placed. On the board write *I enjoy going to the movies*. Ask *How many verbs are there in this sentence?* (two) *Are they in the same form?* (no) Explain that sentences in English often have one verb that follows another and that there is a pattern to the forms. The pattern often depends on what the first verb is.

- A **Do the task** Read the instructions aloud. Ask volunteers to read the sentences in the grammar box aloud.
- Ss do the task individually.
 - Ss check answers in pairs and then check answers with the class.

Answers

1 verb + *-ing* 2 *to* + verb

- B Direct Ss to page 136 to complete the grammar exercise. Teacher tips for grammar exercises are on page T-129.
- C **PAIR WORK** Read the instructions and the example aloud. Check understanding.
- Read the information in the **Notice** box.
 - Give Ss time to write their own sentences using the verbs in the boxes.
 - Tell Ss to read their sentences to a partner and discuss if they agree with each other.

MIXED ABILITY

For weaker Ss, work with them to write sentences. Ask questions to help them write sentences: *What food do you hate? What do you want to eat for dinner tonight? Where do you like to shop for food?* etc.

EXTRA ACTIVITY

Write the verbs from exercise 3C on individual pieces of paper. Make two sets of papers. Put Ss in two teams. Set a time limit of one minute. One S from each team chooses a paper and says a sentence. Then the next S on the team picks a paper and says a sentence. Teams try to say as many correct sentences as they can within the time limit. The team with the most correct sentences wins.

4 SPEAKING

- A **GROUP WORK** Read the instructions aloud. Check understanding. Ask volunteers to read the bulleted points and the sample description aloud.
- In small groups, Ss design one food truck, giving the information for each bulleted point.
- B Give Ss time to decide how they will present their food trucks to the class. Suggest that each S present one of the bulleted points.
- Ss present their food trucks to the class. Suggest that Ss take notes on each presentation to use when they vote on the best food truck.
 - Encourage Ss to ask questions after each presentation.
 - Have a class vote on the best food truck.
 - **Workbook Unit 7.2**
 - **Worksheets: Grammar 7.2; Vocabulary 7.2; Speaking 7**

- explain what you want in a restaurant

1 FUNCTIONAL LANGUAGE

- **Introduce the task** Ask Ss to say any words they know from a menu in English (*appetizer, main course, entrée, dessert, beverage, etc.*).
- Have a brief class discussion. Ask *Do you like eating in restaurants? When you go to a restaurant, do you order your whole meal at once? Do you know anyone who is a server in a restaurant?*

A 2.05 Read the instructions and questions aloud.

- Play the audio and tell Ss to read along.
- Ask Ss if there is any unfamiliar vocabulary. Write the words/phrases on the board. Tell Ss to read what comes before and after the unfamiliar word/phrase, and ask them to guess the meaning from the context. If they still do not understand, have a stronger S explain, or let them look the word up in the dictionary or on their phones.
- Play the audio again, if necessary. Suggest that Ss write down their answers for each conversation.
- Have pairs compare answers and then check answers with the class.

Answers

Conversation 1: chicken with French fries and salad (with oil and vinegar dressing). She's allergic to seafood.

Conversation 2: The server gave her the wrong food.

Conversation 3: She asks for the check.

MIXED ABILITY

Direct stronger Ss to cover the conversations at the beginning of the exercise and answer the questions by just listening to the conversations, not reading them. Play the audio twice, if necessary.

B Direct Ss' attention to the headings in the chart. Check Ss' understanding of the headings.

- Ss complete the task individually.
- While Ss are completing the task, write the sentences on the board, including the blanks.
- Ask volunteers to come to the board to fill in the blanks for the class to check answers.

Answers

1 have 2 recommend 3 come with 4 kind of
5 to order 6 have 7 Was everything 8 get you

C 2.06 **PAIRWORK** Read the instructions aloud.

- Ss circle the correct words individually.
- Play the audio for Ss to check their answers.
- Tell pairs to practice the conversations several times, substituting different foods each time.
- Ask pairs to say one of their conversations for the class.

MIXED ABILITY


For weaker Ss, brainstorm food words that they can substitute and write them on the board for Ss' reference.

Answers

1 come 2 How; have

2 REAL-WORLD STRATEGY


- **Introduce the task** Explain that sometimes it is necessary to make sure the listener understands an important detail.

A  **2.07** **Audio script p. T-175** Read the instruction and the question aloud.

- Play the audio.
- Ss write down their answer.
- Ask a volunteer for the answer and have Ss check their answers.

Answer

Is there any meat in the pasta?

B  **2.07** **Audio script p. T-175** Read the instruction and the question aloud.

- Play the audio. Ss listen and answer the question individually.
- Check the answer with the class.

Answer

to be clear about what he means

C **PAIR WORK** Ask volunteers to read the information and the conversation in the **Real-world strategy box** aloud.

- Ss practice the conversation in pairs.


D **PAIR WORK** Put Ss in pairs and assign who will be **Student A** and who will be **B**.

- Give Ss time to read the instructions. Check understanding of the task. Ask *How many situations are there? (two) Student A, what is your role in the first situation? (a customer at a restaurant) What don't you eat? (meat) Student B, What is your problem in the second conversation? (I'm allergic to strawberries.) What phrase will you both use to be clear? (I mean ...)*
- Ss do the task in pairs.


MIXED ABILITY

Work with weaker Ss to write a conversation they can practice.

3 PRONUNCIATION: Saying /dʒ/ and /g/ sounds

A  **2.08** Read the instructions aloud. Play the audio. Ss repeat the words as a class.

- Ask Ss if they have these sounds in their language. Elicit other English words with the same sounds. (Some words from the unit, e.g., /dʒ/ jam, enjoy; /g/ burger, yogurt, grilled, good)

B  **2.09** Read the instructions aloud. Put Ss into pairs to predict the sound of the bold words.

- Play the audio. Ss listen and repeat each line.
- Tell Ss to practice the conversation in pairs. Monitor and check for clear pronunciation of the bold words.

4 SPEAKING

A **PAIR WORK** Tell Ss to put the conversation in order individually and then check answers with a partner.

- Check answers as a class.
- Ask pairs to practice the conversation.

Answers

- 1 A: What do you recommend? The pasta or the beef?
- 2 B: The pasta is delicious today.
- 3 A: What kind of sauce does it have?
- 4 B: It's a cream and mushroom sauce.
- 5 A: Sounds good. I'll have the pasta.

B **PAIR WORK** Read the instructions and situations aloud.

- Ss do the task in pairs.
- After Ss practice their conversation several times, ask them to say it for the class.

HOMEWORK IDEAS

Assign the writing of the conversation for homework. Then ask pairs to practice both of their conversations the next day.

- **Workbook Unit 7.3**

LESSON OBJECTIVE

- write a comment about an online article

1 READING

- **Introduce the task** Ask *Are you or is anyone you know a vegetarian? What are the reasons that people become vegetarians?*
- Explain that Ss will read about a new food invention and that the writing model will be a comment about an online article.

A **PREDICT** Ss look at the picture and discuss the question in pairs.

- Ss share their answers with the class.

B **Explain that the first time they read, Ss should just read to see if their prediction from exercise 1A was correct.**

- Ss read the article individually. Answer any questions about vocabulary. Check understanding of *impossible, dairy, ingredient, exist, clever, the best thing to happen to* _____.
- Ask volunteers to say if their prediction was correct. Ask Ss whose prediction was incorrect to say what their prediction was and why they predicted what they did.
- Explain that Ss will read the article again and write the headings in the correct places.
- Ss read the article again individually.
- Give them time to write the headings.
- Ss compare answers in pairs and then check answers with the class.

Answers

Paragraph A: Meat from plants
 Paragraph B: The secret ingredient
 Paragraph C: Good for the future
 Paragraph D: In a restaurant near you

MIXED ABILITY

With weaker Ss, read the first paragraph aloud together. Work with these Ss to identify key words/phrases from that paragraph that will help them choose the correct heading (e.g., for the first paragraph: *burger from plants, meat doesn't come from animals, Yes, plants!*). Continue in the same way with the other paragraphs.

C **PAIR WORK** **THINK CRITICALLY** Read the questions aloud. Explain to Ss that they will read the article again and think about their own opinions.

- Ss read the article again. Encourage them to write down their ideas as they read.
- While Ss are reading, on the board, write the headings *Positive* and *Negative*.
- Ss discuss the positives and negatives in pairs.
- Ask Ss to share their partners' responses with the class. Write them on the board under the appropriate heading.
- See if most Ss agree or disagree with the idea that green food is the best thing to happen to food in years.

HOMWORK IDEAS

Tell Ss to research green food and find one or two online articles that support their opinion. Let them present their information in class the next day.

2 WRITING

- **Introduce the task** Ask *What is the difference between a fact and an opinion? Do you read online comments? Do you write online comments about articles you read? Do you usually write positive comments or negative ones?*

A Ss read the comments silently.

- Check understanding. Ask *What does Anna mean by natural food? (food that isn't engineered) What does fake mean? (not real; something that is made to look or taste like another thing) What is research? (what scientists do to make or find out something)*
- Ss do the task individually.
- Pairs compare answers and then check answers with the class.

Answers

Positive: James, Marta
Negative: Anna, Yang, Oliver

B **PAIR WORK** Ss discuss the question in pairs.

- Ss share their partners' answers with the class.

C **WRITING SKILLS** Ss do the task individually and then compare answers with a partner.

- Check answers with the class. Ask Ss if they can think of other words and phrases they can use to say something is true or to give an opinion (*I'm sure that, I don't believe, I know that, I agree/don't agree that, etc.*).

Answer

to give an opinion

D Direct Ss' attention to the Register check. Ss read the information individually.

- Ss do the task individually and then compare answers with a partner.
- Ask volunteers to write their new sentences on the board for the class to check answers.

Answers will vary

- 1 If you ask me / For me Impossible Foods is a great company!
- 2 If you ask me / For me it's a crazy idea.
- 3 From my point of view / It seems to me that it's good for the planet!



WRITE IT

E Read the instructions aloud.

- Ss do the task individually. Circulate and help as needed.



HOMEWORK IDEAS

Assign the writing of the comment for homework. Ask Ss to share their comments the next day.

- **Workbook Unit 7.4**



- **Introduce the task** **Aim:** Introduce the concept of kinds of parties.
- Discuss Ss opinions of parties. Ask *Do you enjoy going to parties with a lot of people? Or do you prefer small parties with people that you know well?*
- Direct Ss to the **Useful phrases** section at the bottom of the page. Remind them that they can use them at the relevant stages of the lesson.



A **Aim:** Ss think about and research how to celebrate special occasions.

- Read the questions aloud.
- **INDIVIDUALLY** Give Ss time to think of their answers to the questions. If possible, let Ss use their phones to go online and find pictures of foods that they eat during celebrations. Alternatively, ask them to do the research at home and bring pictures to class the next day.
- Ss discuss the questions in pairs and then share their answers with the class.

B **PREPARE** **Aim:** Ss begin to think about what kind of party they want to plan.

- Read the instructions and questions aloud.
- **PAIR WORK** Give pairs time to decide what kind of party they want and to think of answers to the questions.
- **GROUP WORK** Two pairs work together and take turns role playing being the party organizers and the clients. Circulate and monitor.
- Suggest that Ss take notes on their clients' details.

C **DECIDE** **Aim:** Ss plan a party.

- Read the instructions aloud.
- **PAIR WORK** Give pairs time to plan the party using their clients' details.
- Pairs work together and take turns telling about the party they will plan for each other.
- **Preparation for speaking*** Give groups time to practice what they are going to say to the class.

D **DISCUSS** **Aim:** Ss present their party plan within their groups.

- Read the instructions aloud.
- Ss do the task in their groups from exercise B.
- Give Ss time to make changes to their party plans based on their clients' answers.
- **Feedback for speaking activities*** Monitor and make a note of the strong points of each group, for example, good use of unit vocabulary, interesting questions, natural-sounding interactions, etc. You can use your notes to give feedback at the end of the lesson.

E **PRESENT** **Aim:** Ss present their plans to the class.

- Tell Ss to take notes during each presentation to help them ask questions.
- Ss take turns presenting their party plans. Tell Ss to wait to ask questions until the presentation is over.
- Ss take turns saying which party sounds like the most fun and which menu is their favorite.
- **Feedback for speaking activities*** Give the class positive feedback based on the notes you made earlier in the lesson.

*These tips can help you create a safe speaking environment. They can also be used with other speaking activities. For more information, see page T-xxii.

PROGRESS CHECK

- Direct students to page 155 to check their progress.
- Go to page T-153 for Progress check activity suggestions.



TEACHER DEVELOPMENT REFLECTION

Either answer these questions yourself in a reflection journal or discuss them with your peers.

- 1 In the group discussion of Activity 1, what did students think they should take responsibility for? Do you think you persuaded them to take some responsibility for those things themselves?
- 2 What previous kinds of learning experience might discourage students from asking questions during class? How can you encourage students to ask?
- 3 What other questions could you add to the *Useful questions* list? How can you make sure students refer to the list in the future?
- 4 Which of the roles below do you already share with your students? Which might you be willing to share in the future? Are there any you would never share? Give your reasons.
 - choosing learning material
 - giving feedback on student performance
 - correcting mistakes
 - marking students' work
 - making rules of behavior in class

TRIPS

8



TEACHER DEVELOPMENT INTRODUCTION

Strategy 2: Memorizing new language – Retrieving and reusing

It is essential that Ss have the chance to retrieve and reuse new grammar and vocabulary throughout a course. Research shows that, without such review, Ss are likely to forget most of the language that we hope to teach them! In this unit, we look at two activities that can be used regularly to review all kinds of words and expressions.

Explain, act, or draw! (Activity 1): Ss use words, gestures, and images to communicate the meanings of recently learned words and expressions. You can try this at the end of Lesson 8.2.

Guess who? (Activity 2): Ss choose words and expressions from previous lessons and practice them both productively and receptively. You can try this at the end of Lesson 8.4.

To find out more about the importance of retrieval and techniques for reviewing language, read Chapter 3 of Nick Billbrough, *Memory Activities for Language Learning*, pp. 78–98. Please go to www.cambridge.org/evolve to download this material.

INTRODUCE THE THEME OF THE UNIT

Have a brief discussion on travel. Ask *Do you think it's better to see as many countries as you can or to just go to one or two other countries several times and get to know them well?* On the board, write *bucket list*. Ask if Ss know what this is. If not, explain that it is a list of things to do and places to go before you die. Ask *Do you have a travel bucket list? What countries are on it?*

UNIT OBJECTIVES

Read the unit objectives aloud. Tell Ss to listen and read along. Ask Ss to say any vocabulary they think they will use in the unit. Write their answers on the board. Ask them to write the words in their notebooks. Tell them that at the end of the unit they can check if they used the words.

START SPEAKING

A Ss look at the picture.

- In pairs, Ss discuss the questions.
- Ss share their answers with the class.

B Read the question aloud.

- While Ss are doing the task individually, write the items from exercise B on the board.
- Ask Ss to share their answers with the class. As they share their answers, put a check mark next to the items they mention.
- See what the most popular and least popular answers are.
- Ask follow-up questions: *Is vacation for doing nothing or for learning something new? Do you like to have everything planned or to decide what to do when you get there? Is it more fun to travel with friends or family?*

C Read the questions aloud.

- **OPTIONAL ACTIVITY** Ss use their phones to access the video and then discuss if their ideas about vacations are the same as Celeste's.

REAL STUDENT

Hi! I'm Celeste. My last vacation was when I went to the beach. I visited a new beach. Was beautiful. The weather was perfect and sunny, the food was so delicious, and the water was very perfect and crystal clear. Was so fantastic. I did nothing for two weeks.

- discuss what to do in your town

1 VOCABULARY: Traveling

- **Introduce the task** Ss look at the pictures in exercise 1. Ask pairs to work together to identify anything they can in the pictures.
- Ss share their answers with the class.
- Ask *Are any of the things in the pictures the same as the words you wrote down in the introduction?*

A 2.10 Do the task Play the audio for Ss to listen and repeat the words.

- Direct Ss' attention to the **Notice** box and read the information aloud.
- Read the instructions and questions aloud. Ask a S to tell the class what the instructions say in his/her own words.
- Ss work with a partner to put the words in the correct list.
- While Ss are doing the task, write the categories on the board. Ask Ss to say a word and which list it belongs in. Write their answers on the board.

Answers

- (a) people: tourists, tour guide
- (b) places: check-in counter, bus station
- (c) things: suitcase, guidebooks, maps, backpack
- (d) transportation: airplane, tour bus

EXTRA ACTIVITY

Ss look at any of the other travel words that they wrote down in the introduction. Ask them to come to the board and write these words in the correct list. Check with the class that each word is in the correct list.

B Direct Ss to page 148 to complete the vocabulary exercises. Teacher tips for vocabulary exercises are on page T-141.

C **PAIR WORK** Ask volunteers to read the questions aloud. Check understanding.

- Ss discuss the questions in pairs.
- Ss share their partners' answers with the class.

2 LANGUAGE IN CONTEXT

- **Introduce the task** With the class, brainstorm the different kinds of places you can stay when on vacation. Ask Ss if they know of any websites that are helpful in finding places to stay. Ask Ss if they use these kinds of websites.
- Have a brief discussion on the differences between a hotel, a traditional bed and breakfast, and a home share.

A Read the instructions and questions aloud.

- Ss read the reviews individually.
- Ask volunteers to share the answers.

Answers

Nico didn't really enjoy the concert because he preferred to go hiking. Generally, they enjoyed the activities they did together.

EXTRA ACTIVITY

Ask Ss to write three to five comprehension questions about the reviews and exchange them with a partner to answer.

B **PAIR WORK** Read the instructions aloud.

- Ss work in pairs to do the task.
- Check answers with the class.

Answers

1 guest 2 explore 3 landmarks
4 host [Note: *hostess*, for a female host, is also correct.]

C **PAIR WORK** Read the questions aloud.

- Ss discuss the questions in pairs.
- Ss share their partners' answers with the class.

3 **GRAMMAR: *if* and *when***

A **Introduce the task** On the board, write *if* and *when*. Ask *When do we use *if*?* (to talk about something that might or might not happen) *What kind of information is in a *when* question? (a period of time)*

- On the board, write *When I spend time with my friend, I have a good time. If I have a test, I am nervous.* Ask *How many verbs are in each sentence? (two) Are they in the same tense? (yes)* Draw a line between *friend*, and *I* in the first sentence. Ask *Which parts can be a complete sentence? (I have a good time.)* Repeat with the other sentence on the board. Explain that the clauses with *when* or *if* are always incomplete sentences that tell what the situation is. The other clause, the complete sentence, tells what the result is.
- **Do the task** Read the instructions aloud.
- Ss do the task individually.
- Check answers with the class.
- Point out that in the first sentence in the grammar box, *if* is in the middle of the sentence, and in the third sentence, it's the first word. Ask *What is different about the punctuation in those two sentences?* (The second one uses a comma after the *if* clause.) Ask Ss to write the second sentence in the box so that the *when* clause is second. Ask a volunteer to write it on the board for Ss to check answers. Emphasize that it doesn't use a comma.

Answers

1 *if* 2 *when*

B Direct Ss to page 136 to complete the grammar exercise. Teacher tips for the grammar exercises are on page T-129.

C **PAIR WORK** Read the instructions aloud.

- Model the task by completing the sentences with information that is true for you.
- Ss do the task in pairs. Circulate and monitor.
- Put pairs together. Ss share their partners' answers with the group.
- **Review the task** To check understanding of the grammar point, ask volunteers to write their answers on the board. Check form and meaning as a class.

EXTRA ACTIVITY

Write these sentences on the board: 1 *She's always happy to be a guide, if her guests want one.* 2 *If I have guests from other countries I always ask what language they speak.* Ask volunteers to come to the board and correct the sentences. Check answers as a class.

Answers

- 1 *She's always happy to be a guide if her guests want one.* (no comma)
- 2 *If I have guests from other countries, I always ask what language they speak.* (comma)

4 **SPEAKING**

A Read the instructions aloud.

- Model the task. As a class, think of one example for each bullet point.
- Ss think of examples for each bullet point individually.
- **OPTIONAL ACTIVITY** Let Ss use their phones to research places online.



HOMEWORK IDEAS

Tell Ss to research a recommendation for each bullet point at home and bring their ideas into class the next day.

B **GROUP WORK** Put Ss in small groups to share their ideas from exercise 4A.


- Ss discuss if they agree or disagree with each other's ideas.
- Ask a S from each group to report their group's discussion to the class.
- **Workbook Unit 8.1**
- **Worksheets: Grammar 8.1; Vocabulary 8.1**

LESSON OBJECTIVE

- talk about a trip you went on

1 LANGUAGE IN CONTEXT

- **Introduce the task** Ask *Do you like to travel by road? What's good about traveling by road? What's bad about it?*
- Explain that Ss will learn ways to talk about travel.

A  2.11 Read the instructions and the topics aloud.

- Play the audio. Ss listen and check what Rosalind talks about.
- Ss check answers in pairs.
- Check answers with the class.

Answer

other passengers

2 VOCABULARY: Using transportation


- A **Introduce the task** Tell Ss to cover the script in exercise 1 and only look at the pictures.
- In pairs, Ss guess what vocabulary words will be used in each picture. Don't check answers.
 - **Do the task** Ss uncover the script and do the task individually.
 - Check answers as a class.

Answers

Picture C

6 catch the bus 7 pick up more passengers

8 change buses 9 take the bus 10 get off the bus

B  **2.12** Read the instructions aloud.

- Ss do the task individually.
- Play the audio for Ss to check their answers.

Answers

- 1 get out of the car 2 get into a taxi 3 drop off
4 get on the train 5 miss the train

C Direct Ss to page 148 to complete the vocabulary exercises. Teacher tips for vocabulary exercises are on page T-141.



D Ss discuss the questions in pairs or small groups.

- **OPTIONAL ACTIVITY** Ss use their phones to get ideas or to research information about places they are interested in going to.
- Ask volunteers to share their ideas with the class.
- Tally Ss' answers on the board to see if there is a particular place or kind of place that Ss want to go to.

3 **GRAMMAR: Giving reasons using to and for**

- **Introduce the task** On the board, write *I bought chicken and vegetables for dinner. I bought chicken and vegetables to make my husband's favorite meal.*
- Underline *for* and *to* in the sentences. Ask *What does the information after for and to show?* (the reasons why someone does something or why something happens)

A **Do the task** Read the instructions aloud. Ask volunteers to read the sentences in the grammar box aloud. Check understanding.

- Ss do the task individually.
- Ss check answers in pairs and then check answers with the class.

Answers

- 1 to + verb 2 for + noun
They take this trip once a year to visit their grandparents.
They bring books and toys to keep the children happy.
We stopped for lunch.

B Direct Ss to page 137 to complete the grammar exercise. Teacher tips for the grammar exercises are on page T-129.

C **PAIR WORK** Read the instructions aloud. Model the task with a volunteer.

- Give Ss time to write their own answers to the questions. Encourage them to write as many answers as they can. You can set a time limit for each question.
- Direct Ss' attention to the **Accuracy check** box and have them read the information. Ss check their own answers for accuracy.
- Pairs take turns asking and answering the questions. Ss share their partners' answers with another pair.

4 **SPEAKING**

A Read the instructions aloud. Ask volunteers to read the questions aloud. Check understanding.

- Ss use the questions to write their descriptions individually.

B **PAIR WORK** Ask a volunteer to read the example aloud.

- **OPTIONAL ACTIVITY** Ss use their phones to access the video and then discuss if Irene's trip sounds fun. Suggest that they listen again to write down any words or phrases they can use when they talk about their own trip.
- In pairs, Ss take turns talking about their trip. Encourage them to ask their partner questions about the details of the trip.

REAL STUDENT

Hi, I'm Irene. One year ago, I went to Chicago. I went for a vacation. I got there by plane. I don't know how far it was. It took four hours. And I feel good and happy.



**TEACHER DEVELOPMENT
ACTIVITY 1**

Explain, act, or draw!

The end of this lesson is a good time to review the vocabulary from the unit so far so that it sticks in Ss' long-term memories. This is a fun activity that you can use to review almost any kind of vocabulary.

- Divide the class into small groups. Give each group 20–30 small slips of paper and tell them to write each new vocabulary item from Lesson 8.1 (exercises 1A, 2B) and Lesson 8.2 (exercises 2A, 2B) on a separate slip.
- Each group spreads their slips out in front of them, face down. Ss take turns picking up a slip and then either (1) explaining the word to their group or (2) acting it out or (3) drawing it. They have to choose just one of these three strategies!
- All groups work at the same time and as quickly as possible. The group that guesses all the words first, or the most words in ten minutes, is the winner.


- **Workbook Unit 8.2**
- **Worksheets: Grammar 8.2; Vocabulary 8.2; Speaking 8**

LESSON OBJECTIVE

- give advice and make suggestions

1 FUNCTIONAL LANGUAGE

- **Introduce the task** Have a brief class discussion. Ask *With your friends and family, who usually asks for advice? Who usually gives advice? When was the last time you asked for someone's advice? What/Who did you ask?*

A  2.13 Books closed. Ask *What are examples of questions tourists ask?* Write Ss' ideas on the board.

- Books open. Read the instructions and question aloud.
- Play the audio. Ss read along.
- Direct Ss' attention to the **Insider English** box and read the information aloud.
- Ask Ss if there is any unfamiliar vocabulary. Write the words/phrases on the board. Tell Ss to read what comes before and after the unfamiliar word/phrase, and ask them to guess the meaning from the context. If they still do not understand, have a stronger S explain, or let them look up the word in their dictionaries or on their phones.
- Play the audio again, if necessary. Suggest that Ss write down their answers for each conversation.
- Let pairs compare answers and then check answers with the class.
- Ask if any of the questions from the conversations match the ones they thought of in the introduction.

Answers

Conversation 1: The tourists want advice on what to do.
 Conversation 2: The tourists want to know how to get to the airport.

 MIXED ABILITY

Direct stronger Ss to cover the conversations at the beginning of the exercise and answer the questions by just listening to the conversations, not reading them. Play the audio twice, if necessary.

B Direct Ss' attention to the headings in the chart. Check Ss' understanding of the headings.

- Ss complete the task individually.

Answers

1 How about going 2 Why don't you go 3 Should
 4 You could 5 should 6 idea 7 would 8 Perfect

- While Ss complete the task, write the sentences on the board, including the blanks.
- Ask volunteers to come to the board to fill in the blanks for the class to check answers.

C **PAIR WORK** Pairs practice the conversations in exercise 1A several times.


- Ask pairs to say one of the conversations for the class.

 EXTRA ACTIVITY

Write one or both conversations on the board. Underline details that can be substituted, e.g., theater, last night, mall, live music, etc. In pairs, Ss work together to make new conversations and practice them.

2 REAL-WORLD STRATEGY


- **Introduce the task** Ask Ss if they know what an *echo* is (a repeat of a sound that bounces off of a surface and back to the speaker). Ask *Do you always hear every word in a sentence when someone speaks to you?* Explain that echo questions are a good way to hear again the part of a sentence you didn't hear without having to hear the whole sentence again.

A  **2.14** **Audio script p. T-175** Read the instructions and the questions aloud.

- Play the audio.
- Ss write down their answers.
- Ask a volunteer for the answers, and Ss check their answers.

Answers

The receptionist suggests going to the mall or the museum. The guest decides to go to the museum.

B  **2.14** **Audio script p. T-175** Read the instructions aloud.

- Give Ss time to read the **Real-world strategy** box about echo questions. Check understanding.
- Let Ss read the conversation. Play the audio. Ss listen and fill in the blanks individually.
- Go over the answers with the class.


Answers

1 where 2 at what time

C **PAIR WORK** Put Ss in pairs and assign who will be **Student A** and who will be **B**.

- Give them time to read the instructions. Check understanding of the task. Ask *How many situations are there?* (2) *Student A, what will you ask Student B?* (what to do with free time in the city) *Student B, what is one example of advice that you will give Student A?* (to visit the local museum) *Student B, What will you ask Student A?* (advice on what to do after class today) *Student A, what is one example of advice you will give Student B?* (to go to the mall with friends) *What will both of you use in your conversations?* (echo questions)
- Ss do the task in pairs.


3 PRONUNCIATION: Saying long and short vowel sounds

A  **2.15** Read the instructions aloud. Play the audio at least twice. Elicit the answers and tell Ss to repeat the words.

- Ask *How is /d/ different to /t/?* (/d/ vibrates, but with /t/ the air just comes out without vibration. This affects the length of the vowel sound.)

Answers

- 1 The last sound is /t/. (*Great* sounds shorter.)
- 2 The last sound is /d/.

B  **2.16** Read the instructions aloud. Before listening, encourage Ss to predict which vowels will sound longer.

- Play the audio. Check answers and tell Ss to repeat the words.

Answers

- 1 tried 2 side 3 award 4 need

C **PAIR WORK** Give Ss time to read the sentences. Go over any unfamiliar vocabulary.

- Tell Ss to underline the words ending with /t/ and /d/.
- Ss practice reading the sentences aloud in pairs.

4 SPEAKING

A Read the instructions aloud. Ask volunteers to read the situations aloud. Check understanding.

- Ss do the task individually.

B **PAIR WORK** Read the instructions aloud.

- Ss do the task in pairs.
- After Ss have practiced their conversation several times, have them act out one of them for the class.
- **Workbook Unit 8.3**

LESSON OBJECTIVE

- write advice on living in another country

1 LISTENING

- **Introduce the task** Ask *Do you think everyone should try to live in another country, at least for a month or two? Why or why not?*
- Explain that Ss will listen to people giving advice about living in another country and that the writing model will be a comment about a piece of advice.

A **PAIR WORK** Read the instructions and question aloud.

- Ss discuss the question in pairs. Suggest that they take notes on their answers to refer to in the next task.
- Ss share their partners' answers with the class.

B **2.17 Audio script p. T-175 LISTEN FOR GIST** Review the meaning of *gist* (the main ideas, not the details).

- Read the instructions aloud. Suggest that Ss review their notes from exercise 1A. Explain that Ss should write down the advice they hear as it may be hard to remember after they listen. Make sure they understand that they are only listening for gist, not for all the details, in this first listening.
- Play the audio. Ss do the task individually.
- Check answers as a class. Discuss with Ss if their advice from exercise 1A was the same or different as the people on the audio.

C **2.17 Audio script p. T-175 LISTEN FOR DETAILS** Review detail.

- Ask volunteers to read the pieces of advice aloud.
- Play the audio. Ss do the task individually.
- Check answers with the class.

Answers

1 Caller 1 2 Caller 3 3 Caller 2 4 Caller 1 5 Caller 2
6 Caller 1, Caller 4 7 Caller 4

MIXED ABILITY

Play the audio again for Ss if necessary for them to complete the task. If some Ss have already done the task during the first listening, have them write one more detail that each caller says when giving their advice.

D **PAIR WORK THINK CRITICALLY** Read the questions aloud. Ask Ss to brainstorm any reasons they can think of. Write them on the board.

- Pairs discuss the problems people can face when moving to another country.
- Ss share their partners' answers with the class.

HOMEWORK IDEAS

Tell Ss to research the resources available to new immigrants in their country, such as language classes, housing assistance, community groups, etc. Have them present their findings to the class. Have a class discussion about how these resources address the problems discussed in exercise 1D.

2 PRONUNCIATION: Listening for intonation

A **2.18** Read the instructions aloud. Play the audio. Check answers.

- Ask Ss *Why does the intonation rise in the middle?* (to show that the speaker has something more to say) *Why does the intonation fall at the end?* (to show that the speaker has nothing more to say)

B **2.19** Read the instructions aloud.

- Play the audio.
- Ss do the task individually.
- Check answers with the class.

Answers

- 1 When you join a language club, you can learn very quickly.
- 2 If you can, try and find a place before you go.
- 3 If you like hiking, join a hiking club.

C Read the instruction aloud.

- Give Ss time to complete the sentence.
- Check answer with the class.

Answer

not finished

3 WRITING

- **Introduce the task** Ask *Do you like to give advice? What kinds of situations do you think you are an "expert" on?*

A Read the instructions aloud. Ss read the comments silently.

- Check understanding. Ask *What kind of radio show is "Backpack Nation"? (a show about travel) What does "stay in touch" mean? (to email, call, or otherwise communicate with others on a regular basis)*
- Ss do the task individually.
- Pairs compare answers and then check answers with the class.
- Have a brief class discussion on whether Ss agree with all the advice and what they think is the best advice.

Answers

Offer to give lessons in your own language.
Get a room in an apartment or house with other people.
Stay in touch with your friends and family back home

B Ask volunteers to read the items aloud.

- Ss do the task individually.
- Check answers with the class.

Answers

1, 2, 3, 5

C **PAIR WORK** Read the instructions aloud.

- Model the task by giving an example: *I think it's also very important to join a club or group to meet new people.*
- Ss work in pairs to write three new pieces of advice.
- Ask Ss to read their sentences to the class. Other Ss can listen and check for correct use of the phrases in bold.

WRITE IT

D **WRITING SKILLS** Read the instructions aloud.

- Ss do the task individually and then compare comments with a partner.

E Go over Ss' comments with the class. As each S reads his/her comment, ask other Ss to say which points he/she included from the list.

- Have a class discussion about who gave the same advice. Ask them why they think their advice is important.
- Have a class vote on the best advice.

HOMEWORK IDEAS

Assign the writing of the comment for homework and have Ss talk about it the next day.



TEACHER DEVELOPMENT ACTIVITY 2

Guess who?

The end of a unit is a logical place to review language from both current and previous units. This activity promotes long-term memorization by asking Ss not just to recognize language, but to use it in a personalized way.

- Working alone, Ss look back through the current unit and some previous units, for example, Units 6 and 7, and choose eight words or expressions that they want to review. (You can ask Ss to choose more or fewer items if you like.)
- Give each student eight slips of paper. On each slip, they should write a sentence about themselves using one of their chosen words or expressions – and their own name: *I have yogurt for breakfast every day. (Jenny)*
- Collect all the slips, mix them up, and have each S take eight slips at random. It doesn't matter if they take some of their own sentences.
- In small groups, Ss take turns reading out the sentences on their slips and guessing who wrote them.
- Finally, have each group decide what were the most interesting things they discovered about their classmates. Discuss as a class.

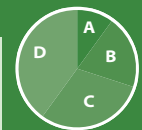
- **Workbook Unit 8.4**

TIME TO SPEAK

Planning a trip

LESSON OBJECTIVE

- plan a short trip



Time on each stage

- **Introduce the task** **Aim:** Introduce the topic of travel.
- Ask *Do you enjoy travel? Do you go to the same places/events every year, or do you like to go to different places?*
- Direct Ss to the **Useful phrases** section at the bottom of the page. Remind them that they can use them at the relevant stages of the lesson.

A **RESEARCH** **Do the task** **Aim:** Ss think about and research places people like to travel to.

- **INDIVIDUALLY** Ss look at the pictures and make notes on how to answer the questions. Circulate and answer any questions.
- **GROUP WORK** Ss work in small groups to discuss their answers to the questions. If possible, let them use their phones or tablets to research facts about the place or event they chose: when and where it takes place, how many people attend, etc.
- In their groups, Ss each say which of the places they would like to go to and why.

B **Aim:** Ss work together to decide on a travel destination and things to do there.

- **GROUP WORK** Give groups time to decide which place to choose and think of answers to the question.

C **PREPARE** **Aim:** Ss work in their groups to make a travel plan.

- **GROUP WORK** Check Ss' understanding of the task. On the board, write *sports, art, nature, city, country, food, busy, quiet, family, friend*. Tell Ss to discuss which things are important to them on their own vacations. Tell them that they should keep their groupmates' answers in mind and plan a vacation that has something for everyone in their group.
- **GROUP WORK** Tell groups to make their own chart. Give groups time to discuss the details of the trip and fill in the chart.
- **Preparation for speaking*** Give groups time to practice what they are going to say to the class.

D **PRESENT** **Aim:** Ss present their travel plan to the class.

- Tell Ss that they should take notes during each presentation to help them ask questions.
- Ss take turns presenting their travel plans. Tell Ss to wait to ask questions until the presentation is over.
- Ss take turns saying which trip sounds like the most relaxing/active/fun and which trip is their favorite idea.

- **Feedback for speaking activities*** When Ss speak, focus on their performance rather than their accuracy. Give them feedback based on how well they completed the task.

*These tips can help you create a safe speaking environment. They can also be used with other speaking activities. For more information, see page T-xxii.

PROGRESS CHECK

- Direct students to page 155 to check their progress.
- Go to page T-153 for Progress check activity suggestions.



TEACHER DEVELOPMENT REFLECTION

Either answer these questions in a reflection journal or discuss them with your peers.

- 1 Both Development Activities from this unit can be used regularly throughout a course. Would you and your Ss be happy to use them again? If so, how often? What advice would you give to a teacher when using these activities?
- 2 After Development Activity 1, it is a good idea to keep the slips of paper so that you can use them again in future lessons. How could you use them to review vocabulary in different ways?
- 3 Development Activity 2 asks Ss to choose which words or expressions they want to review. How did your Ss decide which items to choose? What advice did/could you give to help Ss choose items for review?
- 4 Sometimes Ss find it difficult to make up their own sentences. What did/could you do to give Ss ideas for their sentences, before or during writing?

LOOKING GOOD

9



TEACHER DEVELOPMENT INTRODUCTION

Strategy 3: Teaching and developing speaking skills – Peer feedback

In this unit, we're going to focus on peer feedback. One way to help students make progress in their speaking is to develop their awareness of what successful speaking is. We can do this by encouraging them to listen to their classmates and then think about how well they spoke. This means that sometimes students take the role of listener while two of their peers are doing a speaking activity. We can make suggestions about what students should listen for, for example, are their classmates speaking fluently? Are they using the vocabulary that you taught in the lesson? When the activity is finished, the student who was listening mentions one positive point and one point they felt could have been better. Peer evaluation of this kind can also help students evaluate their own speaking.

Time out (Activity 1): Ss take time out of a speaking task to listen carefully to others in their group. You can try this in lesson 9.1.

Pair work in threes (Activity 2): Ss listen to pairs doing a speaking task and give feedback. Try this in lesson 9.2.

You can read more about this in *Teaching Speaking* by Goh and Burns (Cambridge University Press 2012) pp. 272–274. Please go to www.cambridge.org/evolve to download this material.

INTRODUCE THE THEME OF THE UNIT

On the board, write *You can't judge a book by its cover*. Tell Ss this is a very popular saying in the United States. Ask Ss if they know what it means. (What something or someone looks like on the outside can be very different from what is on the inside.) Ask Ss if they believe this is true and why or why not. Ask *Do you think clothes and hair are more important to people now than they were in the past?*

UNIT OBJECTIVES

Read the unit objectives aloud. Tell Ss to listen and read along. Tell them that this unit will have a lot of descriptive vocabulary that they will find useful in many situations. As a class, brainstorm words and phrases that Ss think will be in the unit (*image, clothing, jewelry, beautiful, interesting, etc.*). Write their answers on the board. Tell Ss to copy the words in their notebooks. As you do the lessons, ask Ss to use these words and to add any new vocabulary.

START SPEAKING

A Ss look at the picture.

- In pairs, Ss discuss the questions.
- Ss share their answers with the class.

Answer

He's getting a facial./He put cream on his face to make his skin look good.

B Read the questions aloud. Give Ss time to think of their own answers.

- **OPTIONAL ACTIVITY** Ss use their phones to access the video and then discuss if their ideas about clothes and how they look are the same as Alessandra's.

REAL STUDENT

Hi, I'm Alessandra, and I think a lot about the clothes that I wear, and I like to look good.

C Read the saying and the questions aloud.

- Ss discuss the questions in pairs and then share their partners' answers with the class.
- Ask *Do you keep any photos with you all the time (on your phone or in your wallet)?*

- compare stores and what they sell

1 VOCABULARY: Naming accessories

- **Introduce the vocabulary** On the board, write *How many words for clothing and jewelry do you know?* Set a time limit of one minute and tell Ss to write down as many words as they can think of.
- Ss compare lists with a partner.
- Ask *Look at the words you wrote down. Which ones are you wearing now?*

A 2.20 PAIR WORK Ask volunteers to read the instructions and question aloud.

- Play the audio. Ss listen and repeat the words.
- Ss answer the question in pairs.
- Ask Ss if any of the words in the exercise match words from their lists. Ask Ss to share any other words from their lists, and tell the rest of the class to add the words to their lists.

B Direct Ss to page 149 to complete the vocabulary exercises. Teacher tips for vocabulary exercises are on page T-141.

C Read the instructions aloud. Check that Ss understand *accessories* (smaller items that you wear, usually to show your personal style). Go over which items are accessories.

- Ss discuss the question in pairs and then share their partners' answers with the class.

Suggested answers

sunglasses, earring(s), scarf, necklace, tie, belt, bracelet(s), glove(s), socks, sneakers

2 LANGUAGE IN CONTEXT

- **Introduce the topic** On the board, write *dress code*. Ask Ss if they can explain what it means (the kind of clothing you are supposed to wear at school or at your job).
- Ask *Is there a dress code at your school or work? Do you think dress codes are a good idea? Why or why not?*

A Read the instructions and questions aloud. Check understanding.

- Direct Ss' attention to the **Glossary**. Ss read the email individually. Answer any questions about unfamiliar vocabulary.
- Ask volunteers for the answers. Tell them to point to the parts of the email that support their answers.

Answers

Mike is on the left. His coworker is on the right.

B Read the instructions aloud.

- Ss do the task individually.
- Check answers with the class.

Answers

- 1 true
- 2 false – The people are much friendlier here.
- 3 false – The new office is better, a more interesting place to work.
- 4 false – The weather is worse than it is back home.

EXTRA ACTIVITY

Tell Ss to write three to five comprehension questions about the email and exchange them with a partner to answer.

C **GROUP WORK** Read the questions aloud. Give Ss time to think of their own answers.

- **OPTIONAL ACTIVITY** Ss use their phones to access the video and then discuss if they agree with Caio.

REAL STUDENT

Hi, my name is Caio. I don't think so that your dress is important in your work. It's important what you do, what you make, what ideas you have, and how you are important for your company. And that's what I believe.

3 GRAMMAR: Comparative adjectives

A Present the grammar On the board, write *compare*. Explain that to *compare* means to say how two or more things are different or the same. On the board, write *My house is small. Her house is big. My house is smaller than her house. Ask What is being compared? (two houses) In the third sentence, what word is used to describe the houses? (smaller) What part of speech is small? (adjective) In this sentence, which parts show that we are comparing the houses? (-er and than) Explain that the way we form the comparative will change depending on the adjective. Some adjectives are irregular. Tell Ss to pay special attention to the adjectives in the sentences in the grammar box.*

- **Do the task** Direct Ss' attention to the **Notice** box and make sure they understand the meanings of the symbols.
- Give Ss time to read the sentences in the grammar box.
- Ss do the task individually.
- Check answers with the class.

Answers

1 than 2 less formal, more modern 3 better, worse


B Direct Ss to page 137 to complete the grammar exercise. Teacher tips for grammar exercises are on page T-129.

C Read the instructions aloud. Explain that Ss are completing the sentences with answers that are true for them.

- Ss do the task individually.
- Read the information in the **Accuracy check** aloud. Ss check their work for accuracy.

EXTRA ACTIVITY


Write these sentences on the board: 1 *These earrings were more cheaper than yours.* 2 *My sneakers are more cooler than yours.* 3 *He looks more professional when he wears a tie.* Ask volunteers to correct the sentences on the board to check answers. (Answers: 1 These earrings were cheaper than yours. 2 My sneakers are cooler than yours. 3 Correct)

D  PAIR WORK Read the instructions aloud. Ask volunteers to read the sample sentences aloud.

- Ss do the task in pairs and then share their partners' answers with the class.

4 SPEAKING



 GROUP WORK Read the instructions and the adjectives aloud.

- **OPTIONAL ACTIVITY** Let Ss use their phones to go to stores' websites and research what they sell.
- Ss do the task in small groups.



TEACHER DEVELOPMENT ACTIVITY 1

Time out


Alternative instructions for exercise 4

This activity gives all Ss in each group the chance to sit back and listen to other members of the group.

- Put Ss in groups and give one S in each group an object (a colored card, piece of chalk, etc.).
- Tell Ss that when they hold the card, they should be silent and listen to their classmates. They should listen for correct and incorrect examples of comparative adjectives.
- Let Ss know that when you clap your hands, the S with the card should pass it to the S on their right. This S then listens, and the S who had the card re-joins the discussion.
- Ss begin their discussion. About every minute clap your hands so the card is passed on.
- At the end of the discussion, Ss tell each other about the comparative examples they heard.

- **Workbook Unit 9.1**
- **Worksheets: Grammar 9.1; Vocabulary 9.1**

1 VOCABULARY: Describing appearance

- **Introduce the task** On the board, write *How many words for describing someone's appearance do you know?* Set a time limit of one minute. Tell Ss to write down as many words as they can think of.
 - Tell Ss to compare lists with a partner.
- A**  **2.21** Ask Ss to say any of the words they already know. Ask Ss if they included any of the words on their lists from the activity in the introduction.
- Play the audio. Ss listen and repeat.
 - Ask *Can any of these words describe a friend or family member?* Ask Ss to share their answers with the class.
- B** **PAIR WORK** **Do the task** Ask *What is an avatar?* (an electronic image that represents a computer user) Ask if any Ss use an avatar in a computer game, etc.
- Read the instructions aloud.
 - Give Ss time to design their avatar individually.
 - Ss do the task in pairs.
 - Ss describe their partner's avatar to the class.
- C** Direct Ss to page 149 to complete the vocabulary exercises. Teacher tips for vocabulary exercises are on page T-141.
- D** **PAIR WORK** Read the instructions aloud. Ask volunteers to read the sample conversation aloud.
- Give Ss time to think of a famous person and how to describe them.
 - Ss do the task in pairs.


 **HOMEWORK IDEAS**

Tell Ss to write a description of another famous person and bring it to class the next day. They read their description and the rest of the class guesses who the person is.

2 LANGUAGE IN CONTEXT

A **PAIR WORK** Read the instructions aloud.

- Ss do the task in pairs.

B  **2.22** Read the instructions aloud.

- Check Ss' understanding of the task. Ask *How many people are speaking?* (3) *Who is Ava?* (Pete's girlfriend) *What is Pete's mom talking about?* (Pete's appearance in a baby photo and when he was a teenager) Suggest that Ss take notes as they listen to answer the questions.
- Play the audio. Ss check answers in pairs.
- Check answers with the class.

Answers

He had dark, straight hair and a funny smile when he was a baby.
He had a little mustache when he was a teenager.
He doesn't like the photos.

3 GRAMMAR: Superlative adjectives

- **Introduce the task** On the board, write *superlative*. Explain that another way to say superlative is *the best* or *the most*. If necessary, remind Ss that comparative adjectives say how two things are the same or different from each other. Explain that superlative adjectives describe three or more things. On the board, write *My house is small. Jane's house is smaller. Joe's house is smaller than Jane's house. Joe's house is the smallest*. Ask *What is being compared?* (three houses) *What word is used to describe the houses?* (small) *What part of speech is small?* (adjective) *In the last sentence, which parts show that we are comparing all the houses?* (*the* and *-est*). Explain that the way we form the superlative will change depending on the adjective. Some adjectives are irregular. Tell Ss to pay special attention to the adjectives in the sentences in the grammar box.

A Do the task Give Ss time to read the sentences in the grammar box.

- Ss do the task individually.
- Check answers with the class. Ask *Which adjectives are irregular?* (worst, best) *What is the comparative form of each?* (worse, better)

Answers

1 the 2 three or more things 3 -est, the most
4 the best, the worst

B Direct Ss to pages 137–138 to complete the grammar exercise. Teacher tips for grammar exercises are on page T-129.

C **PAIR WORK** Read the instructions and the example sentence aloud.

- Give Ss time to fill in the blanks individually.
- Ss check answers in pairs and then check answers with the class.
- In pairs, Ss take turns asking and answering the questions.

Answers

1 most beautiful 2 biggest 3 coolest 4 curliest
5 darkest 6 friendliest 7 best 8 most interesting

MIXED ABILITY

For weaker Ss, work with them as a group to fill in the blanks and ask and answer the questions. Stronger Ss can write two or three more questions and ask their partners.

HOMEWORK IDEAS

Assign the writing of the sentences in exercise 3C for homework and then have pairs discuss the next day.

4 SPEAKING



- **PAIR WORK** Read the instructions aloud. Ask a volunteer to read the example aloud.
- **OPTIONAL ACTIVITY** Give Ss time to find three pictures on their phones and think about what they want to say about the pictures.
- If phones are not available in class, tell Ss to find three pictures for homework, and do the speaking task the next day in class.
- Ss do the task in pairs.



TEACHER DEVELOPMENT ACTIVITY 2

Pair work in threes

Alternative instructions for exercise 4

Doing pair work activities in groups of three gives Ss a chance to listen carefully to each other. This task also gives Ss an opportunity to repeat the task – see the Teacher Development notes in Unit 6.

- Put Ss in groups of three (or four). All Ss should find three pictures of the same person.
- Tell them they will take turns to do the pair work as well as listen to their classmates do the activity. For example: Ss A and B speak while S C listens; then Ss A and C speak while B listens, etc.
- Write *superlatives* and *fluent speaking* on the board, and tell Ss this is what they should listen for when they are in the listener role.
- Ss do the task and then give feedback to each other on their use of superlatives and their fluent speaking.

- **Workbook Unit 9.2**
- **Worksheets: Grammar 9.2; Vocabulary 9.2; Speaking 9**

- ask for and give opinions

1 FUNCTIONAL LANGUAGE

- **Introduce the task** Have a brief class discussion. Ask *Do you like to give your opinion about your friends' clothes? Do you think it's OK to give your opinion about someone else's appearance? When was the last time you asked for someone's opinion about your clothes or appearance? What did you ask about?*

A 2.23 Read the instructions and question aloud.

- Play the audio. Ss read along.
- Direct Ss' attention to the **Insider English** box and read the information aloud. Ask Ss to find an example of this in the conversations.
- Play the audio again, if necessary. Suggest that Ss write down their answers for each conversation.
- Tell pairs to compare answers and then check answers with the class.

Answers

Conversation 1. Fiona is choosing a scarf.
Conversation 2. The man is choosing a profile picture.

MIXED ABILITY

Tell stronger Ss to cover the conversations at the beginning of the exercise and answer the questions by just listening to the conversations, not reading them. Play the audio twice, if necessary.

B Direct Ss' attention to the headings in the chart. Check Ss' understanding of the headings.

- Ss complete the task individually.
- While Ss are completing the task, write the sentences on the board, including the blanks.
- Ask volunteers to come to the board to fill in the blanks for the class to check answers.

Answers

1 think of 2 about this 3 like 4 looks 5 prefer
6 perfect 7 That one 8 think 9 guess 10 sure
11 Isn't

C **PAIR WORK** Pairs practice the conversations in exercise 1A several times.


- Ask pairs to say one of the conversations for the class.

EXTRA ACTIVITY

Write one or both of the conversations on the board. Underline details that can be substituted, e.g., hat, suit, dark, blue, picture for my business card, You look angry, etc. Ss work in pairs to make new conversations and practice them.

2 REAL-WORLD STRATEGY


- **Introduce the task** Explain that when giving an opinion, it is usually important to not sound too strong about it because you can sound rude or hurt someone's feelings. Also, sometimes, you might not have a very strong opinion. Tell Ss that they will learn a way to give an opinion when they don't have a strong feeling or don't want to sound rude.

A  **2.24 Audio script p. T-175** Read the instructions and the question aloud.

- Play the audio.
- Check the answer with the class.

Answer


sunglasses

B  **2.24 Audio script p. T-175** Read the instructions aloud.

- Tell Ss to write their answers as they listen to the conversation.
- Play the audio.
- Check answers with the class.

Answers

Fiona: They're OK, I guess. Her opinion is positive, but she isn't sure about it.

C  **2.25 PAIR WORK** Read the instructions aloud.

- Give Ss time to read the **Real-world strategy** box about *I guess* silently.
- Give Ss time to write *I guess* in the appropriate places.
- Play the audio for Ss to check their answers.
- Ss practice the conversations in pairs.


Answer

2A I guess 2B (blank) 3A (blank) 3B I guess

EXTRA ACTIVITY

Tell pairs to work together to write their own conversation using *I guess*. Then have them say it for the class.

3 PRONUNCIATION: Saying /ʒ/ vowel sound

A  **2.26** Read the instructions aloud.

- Play the audio. Ss underline the sounds.
- Check answers with the class and tell Ss to repeat the words.
- Ask *Is it a long or short sound?* (long) If appropriate, ask *Do you have this sound in your language?* (no)

Answers


2 shirt 3 perfect

B **PAIR WORK** Read the instructions aloud. Ask *Which words have a longer sound?*

- Give Ss time to do the task.
- Say the words aloud and tell Ss to repeat.

Answers

1 bird 2 turn 3 heard

C  **2.27** Read the instructions aloud. Give Ss time to find the /ʒ/ words.

- Play the audio.
- Check answers.

Answers

A What do you think of this red shirt?
B Turn around ... Hmm, I'm not sure.
A How do you feel about this green shirt?
B I prefer the first shirt.

4 SPEAKING

- **GROUP WORK** Read the instructions aloud. Ask volunteers to read the conversations aloud.
- Ss do the task in small groups.

HOMEWORK IDEAS

Ss find pictures of clothing and accessories that they think are great or silly looking. Tell Ss to bring them to class and give their opinion to a partner. Their partner says if they agree or not and gives their own opinion.

- **Workbook Unit 9.3**

LESSON OBJECTIVE

- write a paragraph describing a photo

1 READING

- **Introduce the task** Ask *Do you like to take photos? What kinds of photos do you like to look at? Do you think that photos can make you feel different emotions?*
- Explain that Ss will read about ads for cars and write a description of a photo.

A **THINK BEFORE YOU READ** Write these questions on the board. 1 *Do you drive? What kind of car do you drive?* 2 *Do you like cars? What is your “dream car”?* 3 *What is most important for you in a new car: looks? power? size? safety? price?* Ss ask and answer the questions in small groups.

- Read the instructions and questions aloud. Check comprehension.
- Ss look at the pictures and discuss the questions in pairs.
- Ss share their answers with the class.

B **READ FOR MAIN IDEAS** Read the instructions aloud.

- Ask volunteers to read the types of people. Ask *Which one describes you the best?*
- Ss first match the types of people to the pictures in exercise 1A.
- Ss read the article silently. Answer any questions about vocabulary. Check understanding of *advertisers, connect, speeding, open road, most ____ possible, electricity.*
- Ss match the types of people to the correct paragraphs.
- Ss compare answers in pairs before checking answers with the class.

Answers

- a picture 4, paragraph 2 b picture 2, paragraph 4
c picture 1, paragraph 3 d picture 3, paragraph 1

MIXED ABILITY

With weaker Ss, read the first paragraph aloud together. Work with these Ss to identify key words/phrases from that paragraph that will help them match each driver to the correct paragraph (e.g., for the first paragraph: *speeding, open road, no other cars = freedom lover*). Continue in the same way with the other paragraphs.

C **PAIR WORK** **THINK CRITICALLY** Ask Ss to find an example of *just* meaning *only* in the reading and underline it. Check answers as a class. (Advertisers don't just sell things ...; ... just electricity)

- Read the instructions aloud and ask a volunteer to read the example ideas in the box aloud.
- Ss discuss the topic in pairs and add two more ideas.
- Ask Ss to share their ideas with the class.
- See if most Ss agree or disagree with the idea that car ads are usually different from reality.

EXTRA ACTIVITY

Ask *What are the most important things to you when you think about what car to buy? Do car ads influence your decision about what car to buy or what car you like the best?*

2 WRITING

- **Introduce the writing task** Ask *When you see a car ad, what do you think is more important, the car or the people and places in the ad? What kinds of places are in an ad for an expensive/family/electric/sporty car? What are people wearing in those ads? Does every car ad need to have people in it?*

A Read the instructions aloud.

- Ss read the contest ad and the email silently.
- Check understanding. Ask *What is the contest? (to find the best image for a new car ad) Who is having the contest? (a car company) Do you email just a picture? (No. You email a description of your idea, too.) What does the contest winner get? (a free car)*
- Ss discuss the person's idea in pairs.
- Ss share their answers with the class.

B Ask a volunteer to try to read the submission aloud.

Ask *What is wrong with the writing? (There is no punctuation.) Ask What happens when sentences are too long? (They are hard to read. The main idea gets lost.)*

- Read the instructions aloud.
- Ss do the task individually.
- While Ss are doing the task, write the sentences on the board exactly as they appear on page 93.
- Ask volunteers to come to the board and add the correct punctuation and capitalization.
- Once the class agrees on the correct punctuation, let pairs discuss what kind of customer the image is for.

Answers

My image is of a beach on a warm summer day. The car is parked, and the driver is getting beach things out of the back. The driver's door is open, and her dog is already running to the beach. This image gives the idea of being young and full of energy.

C **WRITING SKILLS** Read the instructions aloud.

- Ss do the task individually. While Ss are doing the task, write the sentences on the board exactly as they appear on page 93.
- Ask volunteers to come to the board and add the correct punctuation and capitalization.

Answers

- 1 The most important thing in my image is the famous football player next to the car. He is standing with a football in one hand and the key to the car in the other.
- 2 My image shows an open door of the car. You can see the inside of the car. It looks very modern and nice.



WRITE IT

D Read the instructions aloud.

- Ss do the task individually.

E **GROUP WORK** Ss share their submission with the rest of the class. In larger classes, put Ss into small groups to share their submissions.

- Have a class vote on which image the class thinks will sell the most cars. Ask Ss to share their reasons for their choice.



HOMEWORK IDEAS

Assign the writing of the description for homework and share it with the class the next day.

- **Workbook Unit 9.4**



- **Introduce the task** **Aim:** Introduce the topic of ads with images.
- Tell Ss to think of a popular ad they saw recently, on TV, online, etc. Ss describe it to a partner but don't say what the ad is for. The partner guesses what the product is.
- Direct Ss to the **Useful phrases** section at the bottom of the page. Remind them that they can use the phrases at the relevant stages of the lesson.

A **RESEARCH** **Do the task** **Aim:** Ss think about and research what images are used in ads.

- **INDIVIDUALLY** Ss think of their own answers to the questions.
- **WHOLE CLASS** Ask Ss to share their ideas with the class. Ask them to give reasons for their ideas.

B **DISCUSS** **Aim:** Ss discuss why different kinds of images and stories are used in ads.

- **GROUPS** Ss discuss the questions in small groups.
- **WHOLE CLASS** Ask Ss to share their ideas with the class. Encourage them to think of ads that use each of the items.
- **Preparation for speaking*** Give Ss time to make notes about what they are going to say. They can do the task twice: once with notes and once without.

C **DECIDE** **Aim:** Ss discuss which products are interesting.

- **GROUPS** Ss do the task in their group.

D **PREPARE** **Aim:** Ss choose a product and make an ad for it.

- **GROUPS** Give groups time to choose their product and plan their ad.

E **PRESENT** **Aim:** Ss present their ad to the class.

- Tell Ss to take notes during each presentation to help them decide which ad to vote for.
- **GROUPS** Ss take turns presenting their ad.
- Have a vote and an awards ceremony for the best ad in each of the categories.
- **Feedback for speaking activities*** Monitor and make a note of the strong points of each group, for example, good use of unit vocabulary, interesting questions, natural-sounding interactions, etc. You can use your notes to give feedback at the end of the lesson.

*These tips can help you create a safe speaking environment. They can also be used with other speaking activities. For more information, see page T-xxii.

PROGRESS CHECK

- Direct students to page 155 to check their progress.
- Go to page T-153 for Progress check activity suggestions.



TEACHER DEVELOPMENT REFLECTION

Either answer these questions yourself in a reflection journal or discuss them with your peers.

- 1 How did students react to playing the role of listener? How can you help them feel comfortable in this role?
- 2 This is probably the first time you have done this kind of activity, so the quality of feedback was probably not very high. How can you help students so the feedback quality improves?
- 3 In the exercises in this unit, students were asked to give feedback on grammar use and fluent speaking. What other areas of spoken language can you ask students to give feedback on?
- 4 What kinds of speaking activities do you think that peer feedback is most suited to?
- 5 How can peer feedback help students assess themselves at speaking? How does this help independent learning? (See the excerpt from *Teaching Speaking* mentioned in the introduction for ideas.)

REVIEW 3 (UNITS 7–9)

Introduce the review Before beginning the review, write *Grammar, Vocabulary, and Functional language* on the board.

- Set a time limit of two minutes. Ss close their books and work in small groups to remember as much as they can about the grammar, vocabulary, and functional language of Units 7–9. Groups write words, phrases, and example sentences in each category.
- Check answers as a class.

1 VOCABULARY

A Ss complete the chart individually then check with a partner.

- Check answers as a class.

Answers

1 burger 2 onion 3 roasted 4 spicy 5 bus station
6 suitcase 7 gloves 8 scarf

B Ss work with a partner to think of a category for each column in the chart and to add two more words to each category.

- Check answers as a class. See the Language summaries for Units 7–9 on pages T-167–169 for ideas.

Suggested answers

Food Taste/Cooking Traveling Accessories

2 GRAMMAR

A Ss complete the conversation individually then check with a partner.

- Check answers as a class.

Answers

1 for 2 some 3 to 4 when 5 being 6 few
7 than 8 curlier 9 the most 10 any 11 of 12 best

B **PAIR WORK** Ss practice reading the conversations.

- Suggest details that Ss can change; for example, they can change *café* to *park* or change the description of the little sister.

3 SPEAKING

- **PAIR WORK** Ss read the questions and make notes individually.
- Ss ask and answer the questions in pairs. They should make notes about their partners' answers.
- Ask Ss what they learned about their partners.

4 FUNCTIONAL LANGUAGE

A Ss do the task individually.

- To check answers, pairs read the conversations out together.

Answers

- 1 could you recommend
- 2 What kind of
- 3 I'd like
- 4 you could
- 5 if you want, you can
- 6 What do you think
- 7 I guess
- 8 We prefer
- 9 How about
- 10 How was it?

- B** **PAIR WORK** Ask two volunteers to read the conversation aloud. Tell Ss they are going to read the conversation again, changing some of the information. As an example, write the first line on the board and underline the word *dinner*. Ask Ss what other word they could change *dinner* to elicit *lunch* or *a party*. In pairs, Ss change more details in the conversation then they practice their conversations in pairs.

5 SPEAKING

- A** **PAIR WORK** Ss choose one of the three situations and prepare a conversation. They should make notes but not write the full conversation. For extra support, refer Ss to the functional language lessons from Units 7 to 9.

- Pairs practice their conversations.

- B** Pairs change roles and repeat their conversations.

- Choose a pair to perform their conversation for the class. If possible, choose a different pair for each of the three situations.

RISKY BUSINESS

10



TEACHER DEVELOPMENT INTRODUCTION

Strategy 1: Developing learner responsibility – Managing pair and group work

In this unit, we will focus on managing learner-centered activities. When teachers set up pair-work activities effectively, their students can do these with greater success. Students can also work more *independently* of the teacher when the stages and requirements of an activity are made clear to them. Group work allows students to actively participate in the learning process and take on responsible roles. In this unit, we will look at how students can provide feedback on each other's written work.

Pair work (Activity 1): Set up and manage a pair-work activity to maximize Ss' success and independence. You'll have an opportunity to do this in lesson 10.2.

Group work (Activity 2): Set up a group-work activity in which Ss help improve each other's writing. You can try this in lesson 10.4.

For more ideas about group work, read the activities *Token game* (p. 91), *Stubborn mistakes* (p. 94), and *Student-generated test* (p. 95) from *Learner Autonomy*. Please go to www.cambridge.org/evolve to download this material.

INTRODUCE THE THEME OF THE UNIT

Read the unit title aloud. Ask Ss to say what *risky* means (has the possibility of danger). Have a brief discussion on danger at work. Ask *What jobs do you think are dangerous? Why do people do dangerous jobs?*

INFORMATION According to the U.S. Bureau of Labor Statistics, these are some of the most dangerous jobs, with 132 deaths per 100,000 people: farmers/ranchers, truck drivers, airplane pilots, and fishers/fishing workers.

UNIT OBJECTIVES

Read the unit objectives aloud. Tell Ss to listen and read along. Ask Ss to say any vocabulary they think they will use in the unit. Write their answers on the board. Ask them to write the words in their notebooks. Tell them that at the end of the unit they can check if they used the words.

START SPEAKING

- A Ss look at the picture.**
- In pairs, Ss discuss the questions.
 - Ss share their answers with the class.
- B Read the items in the box aloud. Check understanding by asking Ss to give an example of each one.**
- While Ss are doing the task individually, write the items on the board.
 - Ask Ss to share their answers with the class. As they share their answers, put a check mark next to the items they say they enjoy, and add their additional items on the board.
 - See what the most popular and least popular things are.
- C Read the questions aloud. Explain that to have a fear of something specific is to have a *phobia*.**
- **OPTIONAL ACTIVITY** Ss use their phones to access the video and then discuss if they are afraid of the same things as Celeste.

REAL STUDENT


Hi, I'm Celeste. I'm afraid of high places and fire. I'm also afraid of darkness and wild animals. I feel scared when I watch a horror movie. I'm afraid of snakes and worms. And you?

LESSON OBJECTIVE

- talk about how to avoid danger at work

1 VOCABULARY: Describing jobs

- **Introduce the task** Tell Ss to look at the pictures. Ask pairs to work together to say the name of anything they see in the pictures.
- Ask *Do you know anyone who does these jobs? Are any of these jobs interesting to you?*
- Tell Ss to read the different jobs silently and guess at the pronunciation.

A  2.28 **PAIR WORK** Play the audio. Ss listen and repeat.


- Answer any questions about unfamiliar vocabulary.
- Ss discuss the question in pairs.
- Ask Ss to share their partners' ideas with the class. See if the class agrees on which three jobs are the most dangerous out of the ones listed.

VOCABULARY SUPPORT A *call center* is an office set up to handle a large number of calls, usually to take orders for products or to provide customer service.

A *project manager* manages all parts of a project: employees, budget, schedules, etc.

An *IT (information technology) specialist* takes care of computer issues in a company.

A *receptionist* works in an office and greets visitors, answers the phone, and helps customers find who or what they need.

B  2.29 **PAIR WORK** Ss label the pictures individually.

- Play the audio for Ss to check their answers.

Answers

A photographer B physical therapist C mechanic
D architect E paramedic F lawyer

C Direct Ss to page 150 to complete the vocabulary exercises. Teacher tips for vocabulary exercises are on page T-141.

2 LANGUAGE IN CONTEXT

- **Introduce the task** Explain that there are different ways for a job to be dangerous. Ask *What are ways that sitting and working on a computer all day can be dangerous?*
- A Tell Ss to cover the article except for the title. Read the question aloud.
- Ask volunteers for their guesses.
 - Ss uncover the article and read it silently.
 - Direct Ss' attention to the **Glossary**. Go over any other unfamiliar vocabulary.
 - Check understanding. Write these numbers on the board: *millions, 40–60, 4, 3, 100, 3,295, and 49*. Give Ss time to reread the article and write what each number refers to in their notebooks. Then ask volunteers to explain what each number refers to in their own words to the class. (millions: germs; 40–60: percent of coworkers who are affected by one sick person in the office; 4: the number of hours it takes for the sick person to affect coworkers; 3: the number of days the virus stays in the office; 100: the number of offices studied; 3,295: the number of microbes per square inch on a keyboard; 49: the number of microbes per square inch on a toilet seat)
 - Ask Ss if anyone guessed the correct answer. Have a brief discussion about the topic of the article. Ask *Do you eat at your desk? Do you clean your keyboard? Are you surprised at the information in the article?*

Answers

lawyer call center worker accountant

 **EXTRA ACTIVITY**

Tell Ss to write three to five comprehension questions about the article and exchange them with a partner to answer.

B **GROUP WORK** Read the instructions aloud. Ask a S to tell the class what the instructions say in his/her own words.

- Ss work in groups to do the task.
- Ask a S from each group to share his/her group's answers with the class.

3 GRAMMAR: *have to*

A Introduce the task On the board, write *have to*. Ask *What are some things that you do every day?* Write Ss' answers on the board. Then ask *Which of these things do you have to do every day? Are there any that you don't have to do every day?*

- On the board, write *I cook dinner every night. I have to cook dinner every night.* Ask Ss if they know the difference in meaning between the two sentences. *Am I cooking dinner in both sentences? (yes) In the first sentence, is it necessary to cook dinner? (no) What about the second sentence? (yes)*

- **Do the task** Read the instructions aloud.
- Ss do the task individually.
- Check answers with the class.

Answers

1 is; paragraph B 2 isn't; paragraph A

B Direct Ss to page 138 to complete the grammar exercise. Teacher tips for grammar exercises are on page T-129.

C Read the instructions aloud.

- Check understanding. Ask *What will you do first?* (Write the questions.) *What will you do second?* (Check accuracy.) *What tasks will you do with a partner?* (Ask the completed questions and tell a new partner about my first partner's answers.)
- Direct Ss' attention to the example. Ask *Which question has a yes/no answer?* (the first one) *How do you know?* (It starts with *do*.) Ss complete the questions individually.
- Read the information in the **Accuracy check** aloud. Tell Ss to check their work for accuracy.
- Ask volunteers to write their questions on the board for the class to check answers.
- In pairs, Ss ask each other the questions.
- Ss change partners and tell their new partners about their first partners' answers.

Answers

- 2 What time do you have to start work?
- 3 Do you have to wear special clothes? Why?
- 4 What kind of dangers do you have to face in your work?
- 5 Do you have to get any special training? What kind?

EXTRA ACTIVITY

Write these sentences on the board: 1 *A photographer hasn't to wear special clothes.* 2 *Do police officers have to go to college? No, usually they haven't.* 3 *Do mechanics have to have a license? Yes, usually they do.* Ask volunteers to come to the board to correct the sentences. Check answers as a class. (Answers: 1 A photographer doesn't have to wear special clothes. 2 Do police offices have to go to college. No, usually they don't. 3 Do mechanics have to get a license? Yes, usually they do.)

4 SPEAKING



- **GROUP WORK** Read the instructions aloud. Ask volunteers to read the example conversation.
- Put Ss in small groups to discuss the questions.
- **OPTIONAL ACTIVITY** Ss work in groups to do the research on their phones.
- Ask a S from each group to report his/her group's discussion to the class.

HOMEWORK IDEAS

Tell Ss to research another dangerous job at home and bring their findings to class the next day to discuss with their group.

- **Workbook Unit 10.1**
- **Worksheets: Grammar 10.1; Vocabulary 10.1**


LESSON OBJECTIVE

- make predictions about your future

1 VOCABULARY: Describing health problems

On the board, write: *How many words for health problems can you think of?* Set a time limit of one minute. Tell Ss to write down as many words as they can think of.

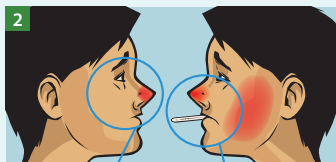
- Ss compare lists with a partner.

A  **2.30 Introduce the task** Ask volunteers to read the vocabulary under the pictures. Ask Ss to say any of the words they already know. Have them say if they included any of the words on their lists from the activity in the introduction. Ask them to give a short definition or example, if possible.

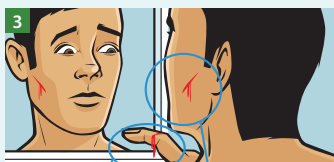
- Play the audio. Ss listen and repeat.
- Tell Ss to find the problems in the pictures, circle them, and then draw a line to the matching phrase. Ask *When was the last time any of these things happened to you?* Ss share their answers with the class.



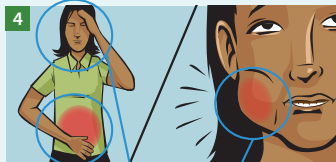
1 break your leg / twist your ankle



2 catch a cold / the flu



3 cut your finger / yourself shaving



4 have a headache / toothache / stomachache



5 have a fever / sore throat



6 hurt your back / bang your head

VOCABULARY SUPPORT The verb/noun combinations here are very common, and Ss should try to memorize them.

B **PAIR WORK** Read the instructions aloud.

- Ss do the task in pairs.
- While Ss are doing the task, on the board write *Injury* and *Illness* as headings in a chart.
- To check answers, tell Ss to say which health problems belong in each category.

Answers

Injury: break your leg, twist your ankle, cut your finger, cut yourself shaving, hurt your back, bang your head


Illness: catch a cold, catch the flu, have a headache, have a toothache, have a stomachache, have a fever, have a sore throat

C Direct Ss to page 150 to complete the vocabulary exercises. Teacher tips for vocabulary exercises are on page T-141.

HOMEWORK IDEAS

Tell Ss to research other phrases that describe health problems and share them with the class the next day.


2 LANGUAGE IN CONTEXT

A  **2.31** Read the instructions aloud.

- Play the audio. Ss check answers in pairs.
- Check answers with the class.

Answers

He's worried about her health on her first day at work.

B  **2.31** Read the instructions aloud.


- Play the audio. Ss check answers in pairs.
- Check answers with the class.

Answers

headache, hurt your back, stomachache

C **PAIR WORK** Read the instructions aloud.

- Ss do the task in pairs.
- Ss share their partners' answers with the class.

 **TEACHER DEVELOPMENT
ACTIVITY 1**

Pair work
Teachers can help students do activities successfully and independently by staging instructions and through demonstration.

Alternative instructions for exercise 2C

- Show a photo of someone you know. Explain who they are, and say they worry a lot.
- Give examples of things they say and write on the board, for example:
"Will we get to the airport on time?"
"I think we might miss the plane!"
"Maybe the hotel won't have Wi-Fi!"
- Allow Ss time to think of someone and write examples.
- Demonstrate the next stage with a strong student:
T: Who did you think of?
S: My father
T: What kind of things does he say?
S: OK, he often says ... (etc.)
- Ask *What questions did I ask?*
- Put Ss in pairs. Tell Ss to use the questions to exchange information.
- Monitor, but do not interrupt activity.
- Ask Ss to repeat each other's examples to check they understood correctly.
- Ss share their partners' information with the class.

3 GRAMMAR: Making predictions

- **Introduce the task** On the board, write *prediction*. Ask *When we make a prediction, are we talking about the past, present, or future? (future) Is a prediction something that definitely happens? (no)* Ask Ss if they can think of any words to use that indicate a future time.

A **Do the task** Give Ss time to read the sentences in the grammar box.

- Ss do the task individually.
- Check answers with the class.

Answers

1 won't 2 might; may

B Direct Ss to page 138 to complete the grammar exercise. Teacher tips for grammar exercises are on page T-129.

C **PAIR WORK** Read the instructions aloud. Ask volunteers to read the situations aloud. Check understanding.

- Ss do the task in pairs.
- Ss share their predictions with the class.
- If they are comfortable with the topic, let Ss share if any of the situations have happened to them or someone they know.

 **MIXED ABILITY**

For weaker Ss, work with them as a group to make one prediction about each situation. You can let them make two more predictions for each situation for homework. Stronger Ss can write one more situation, exchange it with a partner, and make three predictions.

4 SPEAKING

A Read the instructions and the topics aloud. Ask a volunteer to read the example questions aloud.

- Students do the task individually.

B **PAIR WORK** Read the instructions aloud. Ask volunteers to read the example conversation aloud.

- Ss do the task in pairs.
- Ss share their partners' answers with the class.
- **OPTIONAL ACTIVITY** Ss use their phones to access the video and then discuss whose predictions are more positive – Caio's or their partners'.

REAL STUDENT

Hi! My name is Caio. In the future, I'm gonna live in São Paulo. I will have a great life. And you?

 **HOMEWORK IDEAS**

Tell Ss to ask the same questions to a friend or family member and share their answers in class the next day.


- Workbook Unit 10.2
- Worksheets: Grammar 10.2; Vocabulary 10.2; Speaking 10

LESSON OBJECTIVE

- describe a medical problem and ask for help

1 FUNCTIONAL LANGUAGE

- Introduce the task** Direct Ss' attention to the picture. Ask them who the people are (a pharmacist and a customer). If necessary, explain that a pharmacist is a person trained to give out medicine to people with a prescription and to explain what the medicine does and its proper use.
- Have a brief class discussion. Ask *Do you go to the doctor when you feel sick? Do you have any allergies or bad reactions to different foods?*

A  2.32 Read the instructions and question aloud.

- Play the audio and Ss read along.
- Direct Ss' attention to the **Insider English** box and read the information aloud. Ask if there is an equivalent saying in Ss' own language.
- Play the audio again, if necessary. Suggest that Ss write down their answers for each conversation.
- Let pairs compare answers and then check answers with the class.

VOCABULARY SUPPORT *allergy*: a reaction to a particular food or foods, dust, or other things in the environment. Allergies can cause sneezing, runny nose, watery eyes, or very serious reactions that can stop a person's breathing and even cause death. Some people need an Epi-pen for severe allergic reactions.

asthma: a serious lung disease that makes it difficult to breathe

inhaler: a device used by asthma sufferers that allows them to breathe in medicine into the lungs

Answers

- 1 inhaler 2 tablets for a headache

B Direct Ss' attention to the headings in the chart. Check Ss' understanding of the headings.

- Ss complete the task individually.

Answers

1 How can 2 What do you 3 wrong 4 matter
5 does it hurt 6 happened 7 Can you 8 I need
9 hurts 10 hurts 11 pain

- While Ss are completing the task, write the sentences on the board, including the blanks.
- Ask volunteers to come to the board and fill in the blanks for the class to check answers.

C **PAIR WORK** Tell pairs to practice the conversations in exercise 1A several times.


- Tell pairs to say one of the conversations for the class.

 **EXTRA ACTIVITY**

Write one or both of the conversations on the board. Underline the details of the medical problems that can be substituted. In pairs, Ss work together to make new conversations and practice them.

2 REAL-WORLD STRATEGY


- **Introduce the task** Tell Ss that they will learn how to describe a medical problem when they don't know exactly what's wrong.

A  **2.33** *Audio script p. T-176* Read the instructions and the questions aloud.

- Play the audio.
- Check answers with the class.

Answer

His toe hurts because his shoes are too small.

B  **2.33** *Audio script p. T-176* Read the instructions aloud.

- Tell Ss to write their answers as they listen to the conversation.
- Play the audio.
- Check answers with the class.

Answer

It feels like ...

C **Read the instructions aloud.**

- Ss do the task individually.
- Ss compare answers in pairs.
- Ask volunteers to write their sentences on the board for the class to check answers.


Answers

- 1 It's like a knife in my stomach.
- 2 It's like a bright light in my eyes.
- 3 It feels like it's broken.
- 4 It feels like someone hit me.


EXTRA ACTIVITY

Pairs work together to write their own conversation using *It's like* or *It feels like*. Then have them say it for the class.

3 PRONUNCIATION: Saying final consonant sounds

A  **2.34** Read the instructions aloud.

- Ss say the sounds aloud. Play the audio and tell Ss to repeat the words.

B  **2.35** Read the instructions aloud. Play the audio for number 1 as an example.

- Play the full audio. Check answers and tell Ss to repeat the words.

Answers

2 risk 3 weekend 4 experience 5 architect 6 sports

C **PAIR WORK** Read the instructions aloud. Remind Ss to focus on the sounds, not the letters. For example, *happened* has the letter *e* between *n* and *d*, but the sound is /nd/.

- Ss practice the conversations in pairs.

4 SPEAKING

- **PAIR WORK** Read the instructions aloud. Model the task with a volunteer.
- Ss do the task in pairs.
- Ask pairs to say their conversations for the class.
- **Workbook Unit 10.3**

- write an email to your future self

1 READING

- **Introduce the task** Ask *Do loud noises bother you? Can you study if there is noise, like people talking, cars, café noises around you? What kinds of sounds do you like? What kinds of sounds bother you?*
- Explain that Ss will read a true story about a woman who is very sensitive to noise and how it changed her life. Then they will write an email to their future self.

A **PAIR WORK** Read the instructions aloud. Ss look at the scale and the list of sounds.

- Give Ss time to think of their own answers individually before they put the sounds on the decibel scale and discuss the question.
- Ss share their answers with the class.
- Check that everyone has the correct answers.

Answers

30 decibels: a breathing
 50 decibels: c normal conversation
 60 decibels: d office noise
 70 decibels: e restaurant noise
 80 decibels: b city traffic
85 decibels: noises above this level can be harmful to hearing
 120 decibels: f rock concert

B **PREDICT** Read the question aloud.

- Ss discuss their ideas in pairs before sharing their predictions with the class.

C **READ FOR MAIN IDEAS** Ss read the article silently.

- Answer any questions about unfamiliar vocabulary.
- Ask volunteers to say if their prediction was correct. Ask them for the answer to how Janet faces her fears.

Answers

She got a hearing device and taught her brain to receive sound again.

D **READ FOR DETAILS** Ask a volunteer to read the things that Ss should find in the article. Check understanding.

- Ss do the task individually.
- Check answers with the class.

Answers

- 1 a baby crying, the sound of an ATM
- 2 TV, radio, phone, music
- 3 music
- 4 got a hearing device, slowly taught her brain to receive music again

EXTRA ACTIVITY

Ask Ss to write three or four more comprehension questions about the article and take turns asking and answering them with a partner.

HOMEWORK IDEAS

Tell Ss to research more about Janet Horvath. Ask them to share any other interesting details about her with the class.

E **PAIR WORK** **THINK CRITICALLY** Ss discuss the questions in pairs.

- Pairs share their answers with the class.

2 WRITING

- **Introduce the task** Ask *What do you want to do in the future? What do you want to do in five years?*

A Read the instructions aloud. Ask a S to tell the class what the instructions say in his/her own words.

- Ss read the email silently.
- Check understanding. Ask *How old will Adam be when he reads the email again?* (30) *How many things is Adam afraid of?* (4) *Why is he moving to the city?* (a new career) *How does he want his hair to look in the future?* (long) *What does Adam think he is good at?* (making the best of every situation)
- Direct Ss' attention to the **Register check**. Give them time to read the information.
- Ss discuss the questions in pairs.
- Ss share their answers with the class.

Answers

Adam is afraid of starting a new life in a new city (not knowing anyone, that he won't make friends, that he won't do well in his career).
His advice to himself is to make the best of every situation.

B WRITING SKILLS Read the instructions aloud.

- Ss do the task individually.
- Check answers with the class.

Answers

1 anyway 2 by the way

C PAIR WORK Ask Ss to read the items in the word cloud aloud.

- Ss discuss their fears in pairs.
- Have a class discussion about common fears. Ask *Think of your life five years ago. What were your fears then? Are they the same fears you have now, or were they different? Which fears turned out to be OK in the end?*

WRITE IT

D Read the instructions aloud.

- To help Ss write their emails, break down the example email into its parts. Ask *How many paragraphs are there? What is the main idea of each paragraph?*
- Ss do the task individually. Encourage Ss to use *anyway* and *by the way* in their email.

MIXED ABILITY

Work with weaker Ss to write their emails. Help them organize their emails into three specific paragraphs.

Paragraph 1: greeting, time, date, how old you are now, how old you will be in five years

Paragraph 2: brief description of one or two fears

Paragraph 3: advice for yourself

- E **GROUP WORK** Ss share their emails with the rest of the class. In larger classes, put Ss into small groups to share their emails.

- Have a class discussion on which fears are the most common.



TEACHER DEVELOPMENT ACTIVITY 2

Group work

Alternative instructions for exercises 2D–E

Students can support each other in many activities, including writing tasks. This activity helps you set up a peer-correction task appropriately.

- 2D **Provide a lined sheet of paper to each S. Ss draw a rectangular area for their email in the center, leaving a wide border.**

- Ss write email.

- 2E **On the board, write example incorrect sentences. Draw a rectangle around them:**

So, what I am afraid of? It's a big step to do!
I might not be successfull Will my friends lives nearby?
I hope I'm good in my job

- Invite Ss to suggest where errors occur and corrections.
- Write Ss' suggestions *outside* the rectangle. Link suggestions and errors with arrows, for example:
Change the word order → am I
No "s" on "lives"?
Spelling? Only one "l"?
Wrong verb?
Different preposition?
- In groups, Ss exchange emails. Ss use the border to suggest errors and offer corrections.

- Workbook Unit 10.4



- **Introduce the task** **Aim:** Introduce the topic of reality TV.
- Ask *Do you watch TV? What kind of shows do you like to watch? Do you like shows with fictional people and situations, or do you prefer shows about real people and places?*
- Direct Ss to the **Useful phrases** section at the bottom of the page. Remind them that they can use them at the relevant stages of the lesson.

A Aim: Ss think about and discuss reality TV shows.

- **PAIR WORK** Ss discuss the questions in pairs and then share their partners' answers with the class.
- **WHOLE CLASS** If not all Ss are familiar with the reality shows mentioned, have them explain the people, places, and themes of the shows to their classmates.



B RESEARCH Aim: Ss think about and research different kinds of reality TV shows.

- **WHOLE CLASS** Ask volunteers to say the type of reality show in each photo.
- **INDIVIDUALLY OPTIONAL ACTIVITY** Ss use their phones to research the questions. To save class time, you can assign one of the research topics to different Ss.
- **WHOLE CLASS** Ss share what they found with the class.

C DISCUSS Aim: Ss brainstorm ideas for a new reality show.

- **GROUP WORK** Give groups time to answer the questions to plan a new reality show.
- **Preparation for speaking*** Ss work in pairs before repeating the task in fours.

D PREPARE Aim: Ss prepare a presentation for their new reality show.

- Let groups prepare their presentations. Make sure they understand that each person in the group must present one part of their reality show idea. Encourage them to practice their parts of the presentations with their group.

E PRESENT Aim: Ss present their reality show idea to the class.

- Tell Ss to take notes during each presentation to help them decide which show to vote for.
- Ss take turns presenting their ad.
- **Feedback for speaking activities*** When Ss speak, only correct errors that impede comprehension.
- Ss vote on which show is the most exciting and the most dangerous.

*These tips can help you create a safe speaking environment. They can also be used with other speaking activities. For more information, see page T-xxii.

PROGRESS CHECK

- Direct students to page 156 to check their progress.
- Go to page T-153 for Progress check activity suggestions.



TEACHER DEVELOPMENT REFLECTION

Either answer these questions yourself in a reflection journal or discuss them with your peers.

- 1 In Activity 1, how successful were students at asking questions and exchanging information? Is there anything you would do differently next time?
- 2 Here are some things that teachers sometimes say about pair-work activities. What advice would you give?
 - "The students didn't use the target language!"
 - "Some pairs finished sooner than others!"
 - "There's always one student who dominates the conversation."
 - "I had to repeat the instructions to different pairs because they weren't doing the activity properly."
 - "I wasn't sure what I was supposed to do while I was monitoring the pair work."
- 3 Some teachers use symbols to encourage students to correct their own work or the work of others in their group. For example, *W.O.* (word order), *G* (grammar), *Sp* (spelling), *W.W.* (wrong word), and *P* (preposition). What other symbols might be useful?
- 4 What other things can teachers do to make sure peer correction is a positive experience?

ME, ONLINE

11



TEACHER DEVELOPMENT INTRODUCTION

Strategy 2: Memorizing new language – Memory games

Memory games – whether Ss play against each other or test themselves – are an enjoyable way both to practice particular language points through intensive exposure and repetition and to develop Ss' memorization skills. In this unit we look at two classic memory games that can be used to present and practice language in the modern language classroom.

The chain game (Activity 1): Ss are challenged to remember a growing list of language items. You will have the opportunity to try this in lesson 11.1.

Can you remember? (Activity 2): Ss see a set of pictures or objects and then have to remember as many as they can. You can try this in lesson 11.2.

To find out more about the value of memory games and different memory game ideas, read Chapter 7 of Nick Bilbrough, *Memory Activities for Language Learning*, pp. 187–210. Please go to www.cambridge.org/evolve to download this material.

INTRODUCE THE THEME OF THE UNIT

Have a brief discussion on sharing life events on social media. On the board, write *social media*. Ask Ss if they enjoy sharing their activities on social media. Ask for examples of social media sites that they use. If any Ss don't enjoy social media, ask them why. Ask *Do you think that social media helps people feel closer to each other?*

UNIT OBJECTIVES

Read the unit objectives aloud. Tell Ss to listen and read along. Ask Ss to say any vocabulary they think they will use in the unit. Write their answers on the board. Ask them to write the words in their notebooks. Tell them that at the end of the unit, they can check if they used the words.

START SPEAKING

A Ss look at the picture.

- Ss discuss the questions in pairs.
- Ss share their answers with the class.

Answers

The people are at a concert. They are recording it on their phones while they are experiencing it.

B Read the questions aloud.

- Ss discuss the questions in pairs.
- While Ss are discussing the questions, write the types of screens from the box on the board.
- Ask Ss to share their answers with the class. As they share their answers, put a check mark next to the screens they mention.
- See what the most popular and least popular answers are.
- Ask follow-up questions: *What is the one screen you can't live without? Which screen makes your life easier?*

C Ss discuss the questions in small groups.

- **OPTIONAL ACTIVITY** Ss use their phones to access the video and then discuss if they use their phones in the same way as Irene.

REAL STUDENT

Hi, I'm Irene, and I use my phone to take photos and update to social media. I don't usually use my phone to make videos. And you?

LESSON OBJECTIVE

- talk about what you've done, and what you've never done

1 LANGUAGE IN CONTEXT

- **Introduce the task** Books closed. On the board, write *life goals*. Tell Ss to say any goals that they have or that other people they know have. Explain that goals can be smaller, regular things, such as *go running twice a week* or *make one new recipe a month*. Write their ideas on the board for Ss to refer to in exercise 1A.

A Books open. Ask volunteers to read aloud the different things to do in life. Point out any that are the same as the ones they mentioned in the introduction activity.

- Ss do the task individually. Explain that they can use the things on the board in their lists.
- Ss compare their lists in pairs before sharing their lists with the class.
- Ask *What things are the most popular?*

B Read the instructions aloud. Ask *Who is Maria?* (Elena's grandmother)

- Ss read the interview silently. Answer any questions about unfamiliar vocabulary or phrases.
- Ss underline the activities from exercise 1A mentioned in the interview.
- Check answers with the class.

Answers

live in different places, taught school

 MIXED ABILITY

Have weaker Ss work with stronger Ss to do the task.

 EXTRA ACTIVITY

Have Ss write three to five comprehension questions about the interview and exchange them with a partner to answer.

C Read the instructions and the four items aloud.

- Ss do the task individually.
- Check answers with the class.

Answers


1 both 2 Maria 3 Elena 4 Maria

D **PAIR WORK** Read the question aloud.

- Ss discuss the question in pairs.
- Ask Ss to share their partners' answers with the class.

2 VOCABULARY: Using verb–noun internet phrases


- **Introduce the task** Explain that there are often specific verb–noun combinations that are always used together and that they will learn some of these combinations that are used when talking about the internet.

A  2.36 **Do the task** Read the instructions aloud.

- Ss do the task individually.
- Play the audio for Ss to listen and check their answers.

Answers

1 open a social media account 2 join groups/a group
3 make a video 4 message someone
5 add someone as a friend 6 check your messages

- B**  **2.37** Read the instructions aloud.
- Ss do the task individually.
 - Play the audio for Ss to listen and check their answers.

Answers

7 build a website 8 change your password
9 click on a link 10 swipe left or right

- C** Direct Ss to page 151 to complete the vocabulary exercises. Teacher tips for vocabulary exercises are on page T-141.

- D** **PAIR WORK** Read the questions aloud. Ask a volunteer to read the example aloud.

- In pairs, Ss discuss the questions.
- Have a class discussion to see what Ss' grandparents have in common.

3 GRAMMAR: Present perfect for experience

- A** **Introduce the task** On the board, write *Jan made a lot of videos last week. Jan has made a lot of videos.* Ask *What is the tense of the first sentence? (simple past)* Ask *In the second sentence, do we know exactly when Jan made the videos? (no)* Ask if Ss know what tense the second sentence is (the present perfect). Explain that the present perfect is used to talk about something that happened in a general time in the past, usually over a period of time. Point out that the present perfect is: *have/has + the past participle.*

- Read the sentences in the grammar box aloud.
- **Do the task** Ss do the task individually.
- Check answers with the class.
- **Review the task** Write some common verbs on the board, and/or go through this unit and write the verbs that are used. Ask Ss to come to the board and write the past participles of the verbs. Then ask them to use the verbs in present perfect sentences.

Answers

1 *have* 2 simple past 3 general past 4 *ever* 5 *never*
Examples of present perfect in the interview on page 108:
you've done; You've lived ... , met ... owned ... , taught ... ; I've watched; I've helped; I've seen; you haven't slowed down; I haven't; has opened; I've added ... , joined; Have you ever wanted; I've always loved; I've never been

- B** Direct Ss to page 139 to complete the grammar exercise. Teacher tips for grammar exercises are on page T-129.

- C** Read the instructions aloud. Ask Ss if they know the past participles of any verbs in exercise 1A without looking them up.
- Model the task by writing a sentence with information that is true for you.
 - Ss write their sentences individually.
 - Ss read the information in the **Accuracy check** box and then check their sentences for accuracy.
 - Ss tell a partner what they have and haven't done.
 - Ss tell the class what things they've done that are the same.

Answers

Past participles of the verbs in exercise 1A on page 108.
* indicates the form is different from simple past:
bought, found, *gotten, had, learned, lived, moved, *run, taught, traveled, *written



TEACHER DEVELOPMENT ACTIVITY 1

The chain game

This simple memory game tests and develops Ss' ability to remember lists of language items. It can be used to practice many different kinds of language, but in this lesson, the focus is on life achievements and the present perfect for experience.

- Say to the class: *In my life, I've done a lot. I've had a baby and run a marathon.*
- Choose a student to continue the chain. He/she repeats your sentence and adds one more achievement in the present perfect form: *In my life, I've done a lot. I've had a baby, run a marathon, and written a song.* Then he/she chooses the next student to continue. Ss can use the expressions from exercise 1A or their own ideas. If there are any grammar mistakes, encourage Ss to correct each other right away.
- Continue until someone forgets what was said, and the chain breaks. When this happens, start a new chain. Play four or five times. Try to find out which student can remember the longest chain.

4 SPEAKING

- **GROUP WORK** Read the instructions aloud.
- Model the task. As a class, think of one or two questions to ask. Volunteers ask you the questions.
- Ss write their questions individually.
- In small groups, Ss ask and answer their questions.
- Ask groups to share the results of their questionnaire with the rest of the class.
- **Workbook Unit 11.1**
- **Worksheets: Grammar 11.1; Vocabulary 11.1**

LESSON OBJECTIVE


- talk about what you've done and when

1 LANGUAGE IN CONTEXT

- **Introduce the task** On the board, write *upload*. Ask *What kinds of things do you upload to social media accounts? Do you enjoy sharing events in your life on social media?*

A **PAIR WORK** Ask volunteers to read the questions aloud. Ask *What are examples of information that a person gets through social media?*


- Ss discuss the questions in pairs.
- Ss share their partners' answers with the class.

B  **2.38** Read the instructions aloud.

- Ss read the interviews individually and then discuss the questions with a partner.
- Play the audio. Ss check answers in pairs.
- Check answers with the class.

Answers

Alex: C Padma: D Sara: A

C  **2.38** **PAIR WORK** Play the audio. Ss check answers in pairs.

- Check answers with the class.

Answers

Alex: What was it about, and when did you make it?
Padma: What happened? Why are you laughing?
Sara: What did you ask about?

D Ss reread the interviews and answer the questions individually.

- Check answers with the class.

Answers

1 Padma 2 Alex 3 Sara

 **EXTRA ACTIVITY**

Tell Ss to write one or two comprehension questions about each person interviewed and exchange them with a partner. Ss take turns answering each other's questions.

2 VOCABULARY: Using social media verbs

Introduce the task Explain that Ss will learn verbs that are used in social media. Tell them to write down any words that they think they will learn in this part of the lesson.



2.39 Ss cover the words in the box and write down their guesses for what each symbol means, but don't check their answers yet.

- Ask volunteers to read the vocabulary in the box. Ask Ss to say any of the words they already know. Ask if they included any of them on their lists from the activity in the introduction.
- **Do the task** Read the instructions aloud.
- Ss do the task individually.
- Play the audio for Ss to check their answers.



TEACHER DEVELOPMENT ACTIVITY 2

Can you remember?

Alternative instructions for exercise 2A

This traditional memory game can be used to introduce or review any set of vocabulary that can be represented by pictures or real-life objects.

- Books closed. One at a time, draw pictures of icons 1–10 from exercise 2A on the board and elicit/teach the social media verbs. As you proceed, leave the pictures on the board but don't write the verbs.
- When all ten pictures are on the board, tell Ss to look at them and silently try to remember all the verbs.
- Erase/cover the pictures. Ss write down all the verbs they can remember then compare their lists in pairs. Find out which pair has the longest list.
- Finally, draw/uncover the icons and elicit the verbs again, this time writing them up so that Ss can check their spelling.

Answers

1 download 2 search for 3 log in 4 follow 5 like
6 upload 7 share 8 block 9 go viral 10 bookmark

- B** Direct Ss to page 151 to complete the vocabulary exercises. Teacher tips for vocabulary exercises are on page T-141.

3 GRAMMAR: Present perfect and simple past

- **Introduce the task** Ask *When we use the present perfect, are we talking about the past, present, or future? (past) What helping verb do we use with the present perfect? (have) What tense is the helping verb in? (the present)* Review some past participles. Say the present tense form and ask volunteers to say the past participle form.

- A** **Do the task** Give Ss time to read the sentences in the grammar box.

- Ss do the task individually.
- Check answers with the class. Ask *Which sentence is in the present perfect?* (the first one)

Answers

1 present perfect 2 simple past

- B** Direct Ss to page 139 to complete the grammar exercise. Teacher tips for grammar exercises are on page T-129.

- C** **PAIR WORK** Read the instructions aloud.

- Give Ss time to write their sentences individually.
- Ss do the task in pairs.
- Ss share their partners' sentences with the class.



MIXED ABILITY

Work with weaker Ss as a group to write a sentence for each verb. Encourage stronger Ss to ask follow-up questions about their partners' sentences during their conversation.

4 SPEAKING

- A** **GROUP WORK** Read the instructions aloud. Ask volunteers to read the questions aloud.

- Ss take turns asking each other all of the questions. Tell Ss to take notes on each other's answers to use in the next task.

- B** Read the questions aloud.

- Ss share their groups' answers with the class.
- **OPTIONAL ACTIVITY** Ss use their phones to access the video and then discuss whether their online use is the same as Allison's.

REAL STUDENT

Hi, I'm Allison. Today I've gone online about seven times. I've watched two videos. The first was a video with zombies, and the other was a video with soldiers. And you?

- **Workbook Unit 11.2**
- **Worksheets: Grammar 11.2; Vocabulary 11.2; Speaking 2**

- make and respond to requests

1 FUNCTIONAL LANGUAGE

- **Introduce the task** On the board, write *request*. Explain that a *request* is something you ask someone to do for you, or someone asks you to do for them. Ask *When was the last time you had to make a request of someone? What was the request? What was their response?*
- Explain that in this lesson, Ss will learn ways to make and respond to requests.

A 2.40 PAIR WORK Read the instructions aloud.

- Give Ss time to look at the pictures and think of their answers before they compare their guesses with a partner.
- Play the audio as Ss read along.
- Direct Ss' attention to the **Insider English** box and read the information aloud. Ask if there is an equivalent saying in Ss' own language.
- Play the audio again, if necessary. Tell Ss to write down their answers for each conversation.
- Ss work in pairs to see if their guesses were correct and then check answers with the class.

Answers

Picture A: The woman has broken her phone screen.
Picture B: The people are taking pictures on vacation.

MIXED ABILITY

Tell stronger Ss to cover the conversations at the beginning of the exercise and answer the question by just listening to the conversations, not reading them. Play the audio twice, if necessary.

B Direct Ss' attention to the headings in the chart. Check understanding.

- Ss complete the task individually.

Answers

1 mind 2 Can 3 if 4 Could 5 problem 6 fine
7 afraid

MIXED ABILITY

Tell stronger Ss to cover the text of the conversations from exercise 1A and try to fill in the blanks from memory. For other Ss, allow them to re-read the conversations first, and then fill in the blanks.


- While Ss are completing the task, write the sentences on the board, including the blanks.
- Ask volunteers to come to the board to fill in the blanks for the class to check answers.

C PAIR WORK Pairs practice the conversations in exercise 1A.

- Ask pairs to perform one of the conversations for the class.

2 REAL-WORLD STRATEGY


- **Introduce the task** Tell Ss that they will learn a way to ask for help when they don't know or remember a word in English.

A  **2.41 Audio script p. T-176** Read the instructions and the question aloud.

- Play the audio.
- Check the answer with the class.

Answer


The customer's laptop screen is broken.

B  **2.41 Audio script p. T-176** Read the instructions aloud.

- Tell Ss to write their answers as they listen to the conversation.
- Play the audio.
- Go over the answers with the class.

Answer

What do you call it?

C  **2.42** Read the instructions aloud.

- Ss fill in the blank individually.
- Play the audio for Ss to check their answers.
- Check the answer with the class.

Answer

what's her name

EXTRA ACTIVITY

Write about ten everyday items on separate pieces of paper (toothpaste, a magazine, etc.). Make one set for each pair of Ss. The "customer" chooses one of the papers but doesn't show it to anyone. Then pairs role-play a customer and a person working at the information booth in a mall. The person in the information booth has to guess what the item is from the customer's description.

Customer: *Hi. I need to buy a ... what do you call it?*

Information: *Can you describe it?*

Customer: *Well, it's _____, etc.*

D Put Ss in pairs and assign who will be **Student A** and who will be **B**.

- Give them time to read the instructions. Check understanding of the task. Ask *What do you do first?* (fill in the blanks in the questions) *How many questions do you ask your partner?* (3) *Where do you find the answers to the questions?* (in the box)
- Ss do the task in pairs.

Answers


Student A


1 do you call it 2 do you call them 3 's/is his name

Student B

1 do you call it 2 do you call them 3 What do you call

3 PRONUNCIATION: Saying final /n/ and /m/ sounds

A  **2.43** Play the audio. Pause the audio after each group of words and tell Ss to repeat. Ask: *Do your /n/ and /m/ words sound the same or different?*

B  **2.44** Give Ss time to read the conversations.

- Ss circle the words that end in the /m/ sound. Play the audio and check answers.
- Ss practice the conversations in pairs, focusing on the words that end in the /m/ sound.

Answers

1 problem, I'm 2 name 3 warm, them

Your mouth should be closed to make the /m/ sound.

4 SPEAKING

- **PAIR WORK** Read the instructions aloud. Model the task with a volunteer.
- Ss do the task in pairs.
- Ask pairs to say their conversations for the class.
- **Workbook Unit 11.3**

LESSON OBJECTIVE

- write comments about an infographic

1 READING

- **Introduce the task** Ask *What is an infographic? (a picture or diagram that shows or explains information) What are some ways the information in an infographic is presented? (bar graphs, lists, bullet points, charts, pictures, etc.)*
- **OPTIONAL ACTIVITY** Let Ss do a quick search on their phones or tablets to find examples of infographics and share them with the class. Talk about how the information is presented.
- Explain that Ss will read an infographic about selfies and write a comment about it.

A **PAIR WORK** Ask *What is a selfie? (a photo that you take of yourself, usually with your phone)*

- Read the question aloud. Give each student time to think of his/her own answer individually before sharing with a partner.
- Ss share their answers with the class.

B **READ FOR MAIN IDEAS** Ss read the blog page silently.

- Answer any questions about unfamiliar vocabulary.
- Ss do the task individually.
- Check answers with the class.

Answers

- 1 how often people take selfies
- 3 selfies and social media
- 5 the age of people who take selfies
- 7 why people take selfies
- 8 where people take selfies

C **READ FOR DETAIL** Ss do the task individually.

- Check answers with the class.
- Discuss the format of the different topics and how they are presented. Ask Ss which information is in a pie chart, a bar graph, a list, percentages, or icons.

Answers

- 1 true
- 2 false – Vacations are the most popular situation for selfies.
- 3 false – People like taking selfies alone the most.
- 4 true
- 5 true
- 6 false – Most people have not used an eye-color app.

EXTRA ACTIVITY

Play a memory game. Give Ss one minute to memorize the information in the infographic and then close their books. Say a number from the infographic and tell Ss to write down the information that the number pertains to. Alternatively, divide the class into teams. Say the number. The first S to raise his/her hand and say the correct answer gets a point for his/her team.

- D **PAIR WORK** **THINK CRITICALLY** Ss discuss their ideas in pairs.

- Pairs share their answers with the class.

Answer

B They're about sharing positive experiences.

HOMEWORK IDEAS

Ss research other infographics about selfies or social media. Have them bring the infographic to class and summarize the information for the class.

2 WRITING

- **Introduce the task** Ask *What is good and bad about presenting information in an infographic? Do you prefer to read an article or look at an infographic? What blogs do you usually read? Do any of them use infographics? Do you write comments on the information you read on a blog?*

- A **Read the instructions aloud.**

- Ss read the comments silently.
- Direct Ss' attention to the **Register check**. Give them time to read the information.
- Check understanding. Ask *What do the emojis mean?* (The first emoji means the writer is making a joke about the information in the blog. The second emoji means the writer is angry because he doesn't think the information in the blog is important.)
- Ss discuss the question in pairs.
- Ss share their answers with the class. Ask them to say which words or phrases in each comment gave them the answer.

Answers

Maia-gio's and Victor Victor's comments are positive. Tim Popa's comment is negative.

- B **WRITING SKILLS** **Read the instructions aloud.**

- Ss do the task individually.
- Check answers with the class.

Answers

- 1 to say something positive: *I think it's interesting that ... (I loved this infographic! / It's so good to see ... / This infographic has so much interesting information.)*
- 2 to say something negative: *Who cares? (This infographic is such a waste of time. / Can we have some real information, please?)*
- 3 to say that you had a different idea before: *I always thought ... (I was surprised that ...)*

- C **PAIR WORK** **Read the instructions aloud. Ss discuss their opinions in pairs.**

- Have a class discussion about the infographic on page 114. Ask Ss to say what their partner thought was the most and least interesting information, and keep a tally on the board. Ask *What other information could Diana have included in the infographic? What format could that information be presented in?*

HOMEWORK IDEAS

Tell Ss to research other information about selfies or social media that is not in infographic form. Have them put it in infographic form and share it with the class. Ask the other Ss to write a one-sentence comment on each infographic.

WRITE IT

- D **Read the instructions aloud.**

- Ss do the task individually. Encourage Ss to use the phrases from exercise 2B in their comments.

- E **PAIR WORK** **Ss share their comments with their partners and write a reply.**

- Ss share their comments with the class.
- **Workbook Unit 11.4**



- **Introduce the task** **Aim:** Introduce the concept of vlogs
- Ask *How often do you watch videos or vlogs? Have you ever made one?*
- Direct Ss to the **Useful phrases** section at the bottom of the page. Remind them that they can use them at the relevant stages of the lesson.

A Do the task **Aim:** Introduce the types of online videos.

- Read the questions aloud.
- **INDIVIDUALLY** Ss do the task individually.
- **PAIR WORK** Pairs discuss their answers. Encourage them to recommend any videos or vlogs that they think are very good.

B RESEARCH **Aim:** Ss talk about their favorite YouTuber.

- Read the instructions aloud.
- **INDIVIDUALLY** If possible, let Ss use their phones to research the questions. Alternatively, let Ss share whatever they know about a famous YouTuber with the rest of the class.
- **WHOLE CLASS** Ss share what they found with the class.
- **Preparation for speaking*** Give Ss time to think silently about what they are going to say.

C DISCUSS **Aim:** Ss discuss a topic for their group's video.

- Read the instructions aloud. Ask a volunteer to read the bullet points aloud.
- **GROUP WORK** Give groups time to answer the questions to plan their vlog.

D PREPARE **Aim:** Groups make their video.

- Read the instructions aloud.
- **GROUP WORK** Ss work in groups to prepare their video and presentation. Make sure they understand that each person in the group must be involved in making the video (star, director, cameraperson, scriptwriter, etc.).
- Ss plan, write, and film their video. If possible, Ss can get together in their groups to film the video in a quiet place outside of the classroom.
- Encourage Ss to practice how they will present their video to the class.

E PRESENT **Aim:** Ss show their videos to their classmates and discuss them.

- Tell Ss that they should take notes during each presentation and video to help them discuss it with the class.
- **WHOLE CLASS** Ss take turns presenting their video.
- Encourage Ss to say what they liked about each video.
- **Feedback for speaking activities*** Monitor and make a note of the strong points of each group, for example, good use of unit vocabulary, interesting questions, natural-sounding interactions, etc. You can use your notes to give feedback at the end of the lesson.

*These tips can help you create a safe speaking environment. They can also be used with other speaking activities. For more information, see page T-xxii.

PROGRESS CHECK

- Direct students to page 156 to check their progress.
- Go to page T-153 for Progress check activity suggestions.



TEACHER DEVELOPMENT REFLECTION

Either answer these questions in a reflection journal or discuss them with your peers.

- 1 Development Activity 1 asks learners to remember long lists of language items. What was the longest chain your Ss managed to remember? Did they seem to get better with each game?
- 2 In what ways do you think your Ss benefited from this activity? Think about: their grammar, vocabulary, pronunciation, memory skills, and their feelings.
- 3 Development Activity 2 can be used to focus on many different language areas, especially at lower levels. What kinds of vocabulary could it be used to present and practice? Would you use pictures or real-life objects?
- 4 In this activity Ss were challenged to remember ten items. Were your Ss able to do this? What do you think is the maximum number of items you could teach using this activity?

OUTDOORS

12



TEACHER DEVELOPMENT INTRODUCTION

Strategy 3: Teaching and developing speaking skills – Extending students

In this unit, we're going to focus on extending students. As students come to the end of a course, we often need to extend the level of challenge in speaking tasks. This can help prepare them for a new level and for the demands of using English in a real situation outside the classroom. Teachers can extend the demands of speaking tasks by asking them to do one small extra thing as they carry out the task. This can include asking follow-up questions or extending students' speaking time.

Asking follow-up questions (Activity 1): Ss give reasons for their answers to discussion questions, and they ask each other questions. You can try this in lesson 12.2.

Time (Activity 2): Ss extend the time in which they speak in a presentation. You can try this in lesson 12.5.

To find out more, read page 10 of Philip Kerr's paper, *How much time should we give to speaking practice?*

Please go to http://www.cambridge.org/elt/blog/wp-content/uploads/2017/12/CambridgePapersinELT_TimeForSpeaking_2017_ONLINE1.pdf

INTRODUCE THE THEME OF THE UNIT

Read the unit title aloud. Ask Ss to give examples of activities people can do in the outdoors (*hike, camp, bike, swim, etc.*). Have a brief discussion on what Ss like to do in the outdoors. Ask *Do you like to spend time outdoors?*

UNIT OBJECTIVES

Read the unit objectives aloud. Tell Ss to listen and read along. Ask Ss to say any vocabulary they think they will use in the unit. Write their answers on the board. Ask them to write the words in their notebooks. Tell them that at the end of the unit they can check if they used the words.

START SPEAKING

- A Ss look at the picture.**
- In pairs, Ss discuss the questions.
 - Ss share their answers with the class.
- B In pairs, Ss discuss the questions.**
- Ss share their answers with the class.

C Ss discuss the questions in small groups.

- **OPTIONAL ACTIVITY** Ss use their phones to access the video and then discuss if they agree with Allison.

REAL STUDENT

Hi, I'm Allison. I'm from Peru. It's very hot in my country sometimes. I prefer cold weather because I can wear different types of clothes. And you?

EXTRA ACTIVITY

Ss research where in the world has the most wildfires and why they happen there. Ss share their information with the class.

- talk about the weather

1 VOCABULARY: Describing weather

- **Introduce the task** Ss look at the pictures. Ask pairs to work together to name anything they can in the pictures.
- Say *Look out the window. Compare the weather to the weather in one of the pictures.*

A 2.45 Play the audio for Ss to listen and repeat the words.

- Answer any questions about unfamiliar vocabulary.
- Direct Ss' attention to the **Notice** box. Ss read the information silently.
- Ss try to think of more weather words for each category.
- Ss share their ideas with the class. Write their correct answers on the board and tell Ss to copy them into their notebooks.

B Ss do the task individually.

- Check answers with the class. Ask volunteers to say if any of the additional words from exercise 1A are nouns or adjectives.

Answers

Adjectives: boiling, cloudy, foggy, freezing, humid, rainy, snowy, sunny, windy

Nouns: blizzard, drought, flood, hurricane, snowstorm, thunder and lightning

C Direct Ss to page 152 to complete the vocabulary exercises. Teacher tips for vocabulary exercises are on page T-141.

D PAIR WORK Ss discuss the questions in pairs.

- Ss share their partners' answers with the class.

2 LANGUAGE IN CONTEXT

- **Introduce the task** Discuss how weather can affect what you can do. Ask *What can't you do when it is very hot? What can't you do when the weather is very cold?*

A 2.46 Read the questions aloud.


- Play the audio.
- Ask volunteers for their answers. *See audio script for answers.*

2.46 Audio script

Jonathan Brookner and two friends spent nine months walking through eight different countries, from Tierra del Fuego in Argentina to the Pacific coast of Ecuador. They wanted to experience the people, places, and cultures and to make a film about their trip. Jonathan is with us today to talk about his trip.

B 2.47 Read the instructions aloud.

- Give Ss time to think of their three questions and write them down.
- Play the audio.
- Ask volunteers if the interviewer asked the same questions that they thought of.

C  2.47 Ask a volunteer to read the questions aloud.

- Play the audio again.
- Ss answer the questions individually. Then check answers with the class.

Answers

- 1 Uruguay
- 2 Ecuador
- 3 in Patagonia: snowstorm, freezing and windy; in Ecuador: tropical storm with heavy rain and thunder and lightning; floods

D **PAIR WORK** Ss discuss the questions in pairs.

- Ss share their partners' answers with the class.
- Keep a tally on the board of Ss answers and see what weather Ss like the best and the least. If any Ss have experienced interesting or extreme weather, ask them to share their experience with the class if they are comfortable doing so.

3 GRAMMAR: *be like*

A **Introduce the task** On the board, write *like*. Then write *A: I like to hike in the mountains in the winter. B: Really? What is it like?*

- Ask Ss if they know the difference in meaning of *like* in the two sentences. *What is another word for like in the first sentence? (enjoy) Does like have the same meaning in the second sentence? (no)*
- **Do the task** Read the instructions aloud.
- Ss do the task individually.
- Check answers with the class.

Answers

- 1 *be* 2 adjectives

B Ss do the task individually.

- Check answers with the class.

Answers

- 1 b 2 c 3 a

 **EXTRA ACTIVITY**

Ask *Are the questions in exercise 3B all the same tense? (no)* Ss rewrite each question and answer so that it is in a different tense. Ask volunteers to write their questions and answers on the board and check accuracy with the class.

C Direct Ss to page 140 to complete the grammar exercise. Teacher tips for grammar exercises are on page T-129.

D **PAIR WORK** Read the instructions aloud.

- Ss write answers to the questions individually.
- Read the information in the **Accuracy check** aloud. Ss check their work for accuracy.
- Ask volunteers to write their answers on the board for the class to check accuracy.
- In pairs, Ss ask each other the questions.
- Ss change partners and tell their new partners about their first partners' answers.

4 SPEAKING

A **GROUP WORK** Put Ss in small groups to discuss the questions.

B Ask a S from each group in exercise 4A to report his/her group's discussion to the class.

 **HOMEWORK IDEAS**

Tell Ss to research the weather for a city that they don't know well but would like to travel to and bring what they found to class the next day to discuss with their group.

- **Workbook Unit 12.1**
- **Worksheets: Grammar 12.1; Vocabulary 12.1**


LESSON OBJECTIVE

- describe places, people, and things

1 VOCABULARY: Describing landscapes and cityscapes

- **Introduce the task** On the board, write *How many words can you think of to describe different kinds of landscapes and cityscapes?* Set a time limit of one minute and tell Ss to write down as many words as they can think of.
- Ss compare lists in pairs.

A Read the questions aloud. Discuss them with the class.

B  2.48 **Do the task** Ask Ss to say any of the words they already know. Ask if they included any of them on their lists from the activity in the introduction.

- Play the audio. Ss listen and repeat.
- Ss make lists of the words from the box that they can usually see in each picture.
- Ss compare their lists with a partner.

Answers

2 waterfall 3 valley 4 stream 5 skyscraper 6 tower
7 fountain 8 stadium 9 statue 10 glacier 11 cave
12 cliff 13 rocks 14 coast

C Direct Ss to page 152 to complete the vocabulary exercises. Teacher tips for vocabulary exercises are on page T-141.

D **PAIR WORK** Ss discuss the questions in pairs.

2 LANGUAGE IN CONTEXT

A **PAIR WORK** Ss discuss the questions in pairs.

- Ss share their partners' answers with the class.

B Direct Ss' attention to the reading. Ask *What kind of website is the information from?* (a travel website) Ask Ss if anyone has been to Ecuador, and if so, ask them to share their experiences traveling there.

- Read the instructions aloud. Give Ss time to read the information individually.
- In pairs, Ss answer the questions. Tell them to make a list of the things they can do in subject/verb format, e.g., *take a guided tour, see Virgen de Quito statue, etc.*
- Check answers with the class. Make sure everyone's lists include the same things.

Answers

Quito: take a guided tour, see El Panecillo Hill, see the Virgen de Quito statue, take photos

Galapagos: visit the Charles Darwin Research Station, learn about the strange animals that live there, see giant tortoises

C Ss discuss the question in pairs. Then ask Ss to share their partners' answers with the class.

- Ask Ss to say what parts of the trip are the most interesting and which are the least interesting to them.

HOMEWORK IDEAS

Ss imagine that they are planning two more days of activities in Ecuador. Ask them to research other places to go and things to do and write a plan for day 3 and day 4 for the website. Let them share their ideas with the class.

D **PAIR WORK** Read the questions aloud.

- Ss discuss the questions in pairs.
- **OPTIONAL ACTIVITY** Ss use their phones to access the video and then discuss if their favorite place is similar to Seung Geyoung's.

REAL STUDENT

Hi, I'm Seung Geyoung. I'm from Korea. In my country, there are many towers and stadiums in the city. I prefer Namsan Tower located in Seoul because on there I can see the city's image at once. It's one of the most famous place in Seoul.

MIXED ABILITY

Work together with weaker Ss to determine the different landscapes in their countries and to make a list of the vocabulary in English. Then they can discuss which they like the most in pairs.

3 **GRAMMAR: Relative pronouns: who, which, that**

- **Introduce the task** On the board, write **A: Who is that?** **B: That's the man who teaches my English class.**
- Underline *who* in both sentences. Ask *Why do we use who in the question?* (to ask about a person) *In the answer, what information is given about the man?* (He teaches the English class.) Explain that in the answer, *who* is used to introduce the information about the man. Also explain that *which* and *that* are used in the same way for information about things.

A **Do the task** Give Ss time to read the sentences in the grammar box.

- Read the information in the **Notice** box aloud.
- Ss do the task individually.
- Check answers with the class.
- **Review the task** Books closed. Write the sentences from the grammar box on the board but leave out the relative pronoun. Do not leave a blank. Ask volunteers to come to the board and write the relative pronoun, indicating where it belongs in the sentence with a ^ symbol.

Answers

1 who 2 which

B Direct Ss to page 140 to complete the grammar exercise. Teacher tips for grammar exercises are on page T-129.

4 **SPEAKING**

A Read the instructions aloud.

- Students do the task individually.

Answers

1 who/that 2 that/which 3 that/which 4 who/that
5 that/which

EXTRA ACTIVITY

Ask Ss to write two or three more topics and descriptions on their own, e.g., *a park _____ I like the most, the person _____ I have the most fun with,* etc. Alternatively, brainstorm a few more topics for descriptions as a class and tell Ss to write descriptions.

B **PAIR WORK** Ss do the task in pairs.

- Have Ss share their partners' answers with the class.



**TEACHER DEVELOPMENT
ACTIVITY 1**

Asking follow-up questions

Alternative instructions for exercise 4B


You can extend Ss in this activity by getting them to give a reason for their ideas, ask questions, and interact more. Covering part of the task also adds challenge.

- Before Ss work in pairs, ask them to think of a reason for each description. For example: why the person at school was the most help, why the song reminds the S of summer, etc. Give them a minute to do this.
- Tell Ss that for every example description they listen to, they have to ask their partner a follow-up question.
- Ask Ss to cover most of the sentence so they can only read what is in the final space.
- Ss work in pairs and talk about the people, things, and places.

- **Workbook Unit 12.2**
- **Worksheets: Grammar 12.2; Vocabulary 12.2; Speaking 12**

1 FUNCTIONAL LANGUAGE

- **Introduce the task** Ask *Is it difficult to understand directions?*
- Tell Ss to write down any words or phrases that they already know that are used to ask for directions. Tell them to save their lists to use later in the lesson.
- Explain that in this lesson, Ss will learn ways to ask for and give directions.

A  2.49 Read the first three questions aloud and discuss them with the class.

- Play the audio. Ss read along.
- Direct Ss' attention to the **Insider English** box and read the information aloud. Ask if there is an equivalent saying in Ss' own language.
- Play the audio again, if necessary. Suggest that Ss write down their answers for each conversation as they listen.
- Check answers with the class.

Answers

1 the waterfall 2 the nearest subway station

 **MIXED ABILITY**

Tell stronger Ss to cover the conversations at the beginning of the exercise and answer the question by just listening to the conversations, not reading them. Play the audio twice, if necessary.

B Ss look at the headings in the chart. Check Ss' understanding.

- Ss complete the task individually.
- Tell Ss to look at the lists of words and phrases they made during the introduction. Ask them to share any words from their lists that are not included in the conversation. Write these words and phrases on the board for other Ss to write in their notebooks.

Answers1 looking 2 right 3 can you help 4 lost 5 go back
6 Turn 7 on the left 8 turn 9 blocks 10 there

- While Ss are completing the task, write the sentences on the board, including the blanks.
- Ask volunteers to come to the board to fill in the blanks for the class to check answers.

C **PAIR WORK** Pairs practice the conversations in exercise 1A several times.

- Ask pairs to say one of the conversations for the class.

 **EXTRA ACTIVITY**

Write one or both conversations on the board. Underline the words that can be substituted. In pairs, Ss work together to make new conversations and practice them. Encourage them to use words and phrases from the conversations and from their own lists in their notebooks.

2 REAL-WORLD STRATEGY

- **Introduce the task** Tell Ss that they will learn a way to ask for help when they don't know or remember a word in English.

A 2.50 **Audio script p. T-176** Read the question aloud.

- Play the audio.
- Check the answer with the class.

Answer

the train station

B 2.50 **Audio script p. T-176** Read the instructions aloud.

- Tell Ss to write their answers as they listen to the conversation.
- Play the audio and check answer with the class.

Answer

The man corrects himself three times.

C **PAIR WORK** Read the instructions aloud.

- Give Ss time to write their three sentences.
- Ss do the task with a partner.

3 PRONUNCIATION: Saying /w/ at the beginning of a word

A 2.51 Read the instructions aloud.

- Play the audio. Pause after each group of words and tell Ss to repeat them. Ask *Do your /w/ words sound the same or different?*
- Show Ss how to make /w/ by rounding their lips.

B 2.52 Give Ss time to read the conversation.

- Encourage Ss to practice saying the /w/ words and to think about how they should sound.
- Play the audio. Check answers. Say the /w/ words and tell Ss to repeat after you.

Answer

Speaker B

C **PAIR WORK** Ss practice the conversation in pairs.

- After speaking, direct Ss to look at the conversations in exercise 1A on page 122. Tell them to look for more /w/ words. Check answers.

Answers

we're, waterfall, we, way, walk, where, want, well, walking

4 SPEAKING



A **PAIR WORK** Read the instructions aloud. Model the task with a volunteer.

- Ss do the task in pairs.
- Pairs say their conversations for the class.

B Read the questions aloud and have a class discussion.

EXTRA ACTIVITY

Ss work in pairs. One S gives the starting point of a local place and gives directions to another local place without saying what the final destination is. The S who is listening to the directions has to try to figure out the final destination based on the directions. Alternatively, you can play this in teams.

- **Workbook Unit 12.3**


- write simple instructions

1 LISTENING

- **Introduce the task** On the board, write *gorilla* and *guerrilla*. Explain that the words are pronounced the same, but they have very different meanings. Ask Ss if anyone knows what the words mean.
- Explain that Ss will listen to an interview about guerrilla gardening and write instructions on how to do it.

VOCABULARY SUPPORT A *gorilla* (noun) is a large ape, and the largest primate, that lives in the forests of sub-Saharan Africa. *Guerrilla* (adjective) describes actions that are done in a way that is not allowed by authorities. It can also be used as a noun to refer to the person that does these actions.


A PREDICT Read the questions aloud. Give each S time to think of his/her own predictions individually before sharing with a partner.

B  **2.53** *Audio script p. T-176* **LISTEN FOR SPECIFIC INFORMATION** Read the instructions aloud. Explain that in this first listening, Ss listen to see if their predictions for exercise 1A were correct. Review the questions from exercise 1A so Ss know what specific information to listen for.

- Play the audio.
- Ask Ss if their predictions from exercise 1A were correct.

Answer

They are in Toronto, and they are planting gardens around the city in secret.

C  **2.53** *Audio script p. T-176* **LISTEN FOR DETAILS** Ask volunteers to read the sentence stems so they know what details to listen for.

- Play the audio.
- Ss do the task individually. Play the audio again, if necessary.
- Check answers with the class.

Answers

- 1 grows plants in the middle of a city
- 2 nobody else is using
- 3 nicer to live in
- 4 grows fruit and vegetables

D **PAIR WORK** **THINK CRITICALLY** Ss discuss the questions in pairs.

- Ask pairs to share their answers with the class.


E Ss discuss the questions in pairs.

- Ask pairs to share their answers with the class.


HOMEWORK IDEAS

Tell Ss to research any guerrilla gardening projects in their area and/or places that would benefit from guerrilla gardening.

2 PRONUNCIATION: Listening for *t* when it sounds like *d*

A  **2.54** Read the instructions and question aloud. With stronger classes, ask Ss to predict how the letter *t* might sound in the middle of these words.

- Play the audio and check answers.

B  **2.55** Read the instructions aloud.

- Ss circle the letters individually.
- Play the audio and check answers. Focus Ss' attention on the vowel sounds before and after the *t*.

Answers

- 1 a really positive effect
- 2 We also have a community garden.
- 3 It's about working together to do something good for our city and our community.

C Ss complete the sentence individually. Check answers.

Answers

d, vowel

3 WRITING

- **Introduce the task** Ask *When was the last time you read instructions for how to do something? Are the sentences long or short? What words usually begin each sentence? Are pictures or icons helpful in helping you understand the instructions?*

A **Do the task** Read the instructions aloud.

- Ss read the text silently.
- Check understanding. Ask *How are the icons related to each step in the instructions?*
- Ss discuss the question in pairs.
- Ss share their answers with the class.

B **WRITING SKILLS** Read the instructions aloud. Ask *What does sequence mean? (the order in which you do something)*

- Ss do the task individually.
- Check answers with the class.

Answers

1 first 2 then, next, now 3 finally

C Read the instructions and the ideas aloud. If necessary, brainstorm more ideas with the class.

WRITE IT

D Read the instructions aloud.

- Ss do the task individually.

MIXED ABILITY

If Ss are having trouble writing instructions, help them to think of simple verb/object combinations that they can use for each step. Review the sample instructions in exercise 3A and help them identify the verb/object combinations used there.

HOMEWORK IDEAS

Assign the writing of the instructions for homework and have Ss bring it to class the next day.

- E **PAIR WORK** Display Ss' writing around the classroom. Let Ss get up and walk around the class to read their classmates' instructions. For larger classes, you may want to set a time limit. Alternatively, Ss can read their classmates' writing in small groups and then break up into pairs and discuss.

- Workbook Unit 12.4

LESSON OBJECTIVE

- create a tourism campaign for your country



Time on each stage

- **Introduce the task** Ask *When you think about visiting a new place, how do you decide where to go? Do you read travel articles, blogs, or brochures? What kinds of information can you find there?*

- Direct Ss to the **Useful phrases** section at the bottom of the page. Remind them that they can use them at the relevant stages of the lesson.

A **PAIR WORK** **DISCUSS** **Do the task** **Aim: Ss discuss what kind of place they would like to visit.**

- Read the questions aloud.
- Pairs discuss their answers.

B **Aim: Ss guess the country in the pictures.**

- Read the instructions aloud.
- **PAIR WORK** In pairs, Ss discuss their guesses. (They're all in Canada.)

C **Aim: Ss discuss ideas for their entry.**

- Read the instructions aloud. Volunteers read the questions aloud.
- Ss read the announcement individually. Answer any questions about vocabulary.
- **PAIR WORK** Pairs discuss the questions and make notes of their answers to use in the next task.
- **Preparation for speaking*** Give Ss time to review relevant vocabulary notes or look up words in a dictionary.

D **PREPARE** **Aim: Ss prepare their entry.**

- Read the instructions aloud.
- **PAIR WORK** Pairs prepare their entry and their presentation. Make sure they understand that they both must be involved in presenting their entry to the class.
- Encourage Ss to practice how they will present their entry to the class.



TEACHER DEVELOPMENT ACTIVITY 2

Time

In this activity, you can extend students by asking them to speak for a longer period of time.

- Ask Ss to use a stopwatch while they practice to record the time of their presentation.
- Write *30 seconds to 1 minute* on the board. Ask Ss to think about how they can extend their presentation by this amount of time.
- Ss revise their presentation and then time themselves again to make sure their presentation is longer.
- Ss give their presentations to the class. Ask them which ideas they developed for the second draft.

E **PRESENT** **Aim: Ss present their entry to the class.**

- Tell Ss that they should take notes during each presentation to help them discuss it with the class.
- **WHOLE CLASS** Ss take turns presenting their entries.
- Encourage Ss to say what they liked about each entry before saying which entry they liked the best and why.
- Have a class vote on the best slogan.
- **Feedback for speaking activities*** Give positive feedback when Ss produce accurate and appropriate language.

*These tips can help you create a safe speaking environment. They can also be used with other speaking activities. For more information, see page T-xxii.

PROGRESS CHECK

- Direct students to page 156 to check their progress.
- Go to page T-153 for Progress check activity suggestions.



TEACHER DEVELOPMENT REFLECTION

Either answer these questions yourself in a reflection journal or discuss them with your peers.

- 1 What changes in students' language were there as a result of extending the level of challenge in the activities in this unit?
- 2 Were some students more motivated than others by the extensions? Why do you think this was so?
- 3 When might it be useful to try extending students earlier in a course?

REVIEW 4 (UNITS 10–12)

Introduce the review Before beginning the review, write *Grammar, Vocabulary, and Functional language* on the board.

- Set a time limit of two minutes. Ss close their books and work in small groups to remember as much as they can about the grammar, vocabulary, and functional language of Units 10–12. Groups write words, phrases, and example sentences in each category.
- Check answers as a class.

1 VOCABULARY

A Ss do the exercise individually then check with a partner.

- Check answers as a class.

Answers

Jobs: accountant, architect, mechanic, nurse
Health and body: ankle, fever, neck, stomachache
The internet: block, follow, search, share
Weather: freezing, humid, hurricane, thunder
Landscapes: cliff, coast, stream, valley, waterfall

B **PAIR WORK** Ss think of one more word for each category.

- Ss share their words with a partner. Are they the same?
- Refer to the Language summaries for Units 10–12 on pages T-170–172 for ideas.

2 GRAMMAR

A Ss complete the conversations individually then check with a partner.

- Check answers as a class.

Answers

1 've been 2 was it 3 have 4 that 5 don't have to
6 going to be like 7 told 8 might be

B **PAIR WORK** Ss complete the sentences with their own ideas. Circulate and answer language questions.

- Ss read their sentences aloud to a partner. Encourage them to ask questions.

3 SPEAKING

- **PAIR WORK** Ss read the instructions and make notes individually.
- Ss ask and answer questions in pairs. They should make notes about their partners' answers.
- Ask Ss what they learned about their partners.

4 FUNCTIONAL LANGUAGE

A Ss do the task individually.

- Check answers with the class.

Answers

1 What happened? 2 hurts 3 can I 4 Could you
5 No problem / Sure 6 you mind 7 Sure / No problem

B **PAIR WORK** Ss practice reading the conversation in pairs.

C Ss read the directions and write down the place they would get to.

- Ss check answers with a partner. Did they get to the same place?
- Check answers with the class. If possible, display a map of the area.

5 SPEAKING

A **PAIR WORK** Ss choose one of the three situations and prepare a conversation. They should make notes but not write the full conversation. For extra support, refer Ss to the functional language lessons from Units 10 to 12.

- Pairs have their conversations.

B Pairs change roles and repeat their conversations.

- Choose a pair to perform their conversation for the class. If possible, choose a pair for each of the three situations.

GRAMMAR REFERENCE AND PRACTICE: TEACHER TIPS

The grammar practice exercises form an integral part of the lesson. They provide controlled practice of the target language and prepare students to use new grammar with confidence. Students can complete them individually or in pairs. Below is a list of ideas to practice using new grammar in an engaging way.

- 1 • Ss work in groups to think of situations in their own lives where they can use the grammar pattern. Set a time limit of three minutes.
 - Groups share their ideas with the class. Write their ideas on the board.
 - As a class, vote on the three most common or useful situations.
 - In pairs or small groups (depending on the situations chosen), Ss write a role play for each situation. Allow them time to practice their role plays and encourage Ss to memorize them.
 - Pairs or groups do their role plays for the class.
- 2 • On the board, write ten sentences using the grammar pattern but include one grammar mistake in each one.
 - In pairs or small groups, Ss work together to write all the sentences correctly.
 - The first pair or group to write all the sentences correctly wins.
- 3 • Let a S volunteer “be the teacher.”
 - Give Ss time to read the information and sentences in the grammar box.
 - Ss close their books.
 - A volunteer comes to the board and explains the grammar pattern to the class, writing example sentences on the board. The “teacher” then asks other Ss to give example sentences to show that they understand the grammar pattern.
 - This activity can also be done in groups, with Ss taking turns being the teacher until all Ss have had a chance to “teach” the grammar pattern.
- 4 • Ss write three-to-five true sentences about themselves using the grammar pattern.
 - Each S stands up and says their sentences one time (e.g., *I can sing well.*). The other Ss in the class listen and try to write the sentences they hear.
 - After all Ss have read their sentences, point to a S (S1) and have him/her say a sentence about another S (S2) based on what S2 wrote (e.g., *Mari can sing well.*). If the sentence is incorrect, you or S2 can correct the fact or grammar.
 - S1 then points to another S (S3) to say one of the sentences about another S (S4). Then S3 points to another S (S5), etc. Continue until all Ss have said a sentence about another S in the class.
- 5 • Using the grammar pattern, Ss write two true sentences and one false sentence about themselves or about any topic that they know about.
 - Pairs exchange sentences and try to guess which sentence is the false one.
- 6 • Ss close their books. Set a time limit. Individually or in teams, Ss write as many sentences as they can using the grammar pattern.
 - The person or team with the most correct sentences wins.
- 7 • Play “Telephone.” Put Ss in rows of at least four students.
 - Whisper a sentence using the grammar pattern to the last S in each row.
 - When you say “Go!” the last S whispers the sentence to the next S in the row, who whispers it to the next S in the row, etc.
 - When the first S in each row hears the sentence, he/she writes it on the board.
 - The first team to write the correct sentence wins.
- 8 • Divide the class into two teams. Write a sentence on the board with a blank using the grammar pattern and two spaces for each team’s answer. For example:
I want to meet a person who _____.
Team A: _____
Team B: _____
 - Ss discuss ideas in their groups. Set a time limit.
 - One S from each group writes the group’s answer on the board.
 - Once both groups have written an answer, discuss them as a class. If the teams have different answers, discuss whose answer is correct and encourage self-correction. Give a point for each correct sentence.
 - Write a new sentence with a blank and have a new S from each group write the group’s answer.
 - Continue as time allows. The team with the most points wins.

GRAMMAR REFERENCE AND PRACTICE

1.1 BE; POSSESSIVE ADJECTIVES (page 3)

be				
	Affirmative	Negative	Question	Short answers
I	am from Indiana.	'm not from Florida.	Am I late?	Yes, I am. No, I'm not.
He / She / It	is my roommate.	's not my boyfriend.	Is he/she/it from Indiana?	Yes, he is. No, he isn't.
You / We / They	are close friends.	're not close friends.	Are they your neighbors?	Yes, they are. No, they're not.

A Complete the sentences with the correct verb or possessive adjective. Use contractions where possible.

- We're _____ students. _____ Our names are Marc and Belinda.
- He 's / is _____ from Scotland. _____ His name is Ron.
- I 'm / am _____ Colombian, but _____ my mother is from Brazil.
- They 're / are _____ in the classroom. _____ Their teacher is Emily.
- _____ His name is Mr. Brinkley. He 's / is _____ the boss.
- My city _____ is famous for _____ its tacos.

!	People usually say:	You can also say:
	<i>you're not</i>	<i>you aren't</i>
	<i>we're not</i>	<i>we aren't</i>
	<i>they're not</i>	<i>he/she/it isn't</i>
	<i>he's/she's/it's not</i>	<i>he/she/it isn't</i>

1.2 POSSESSION (page 5)

Possession (pages 3 and 5)		
Subject pronouns	Possessive adjectives	Possessive pronouns
I	my It's my mirror.	mine It's mine.
you	your It's your bottle.	yours It's yours.
he	his It's his brush.	his It's his.
she	her It's her gum.	hers It's hers.
we	our It's our house.	ours It's ours.
they	their It's their umbrella.	theirs It's theirs.

Use *whose* to ask about possession. *Whose is this? Whose bag is this? It's mine.*
 We can also say *Who does this (bag) belong to? It's mine. / It belongs to me.*
's shows possession my son's keychain (= the keychain that belongs to my son)

A Circle the correct options to complete the conversations.

- 1 A *Who's / Whose* car is that?
B It's not *our / ours*.
- 2 A *Who / Whose* does this cash belong to? Is it *your / yours*?
B No. It's *mine / my sister's*.
- 3 A Whose hairbrush *is this / does this belong to*?
B It's *my mother's / of my mother*.
- 4 A Hey! That's *mine / my*.
B No, it isn't. It *belongs / is* to me.
- 5 A Is this *your / yours* umbrella?
B No, it's *Donna / Donna's. Mine / My* is red.

! *Who's = Who is*
Who's from Puebla? Cecilia.

Whose = possession
Whose family lives in Puebla? Cecilia's.

2.1 SIMPLE PRESENT FOR HABITS AND ROUTINES (page 13)

Simple present for habits and routines				
	Affirmative	Negative	Question	Short answers
I	sleep for eight hours.	don't sleep much.		
He / She / It	sleeps for six hours.	doesn't sleep much.	Does she sleep a lot?	Yes, she does . No, he doesn't .
You / We / They	sleep for seven hours.	don't sleep much.	Do you sleep a lot?	Yes, we do . No, they don't .
Information questions			Time phrases	
Where does he study?			Every day/evening/week/month	
Why do we have homework?			On Monday / the weekend	
How do they get to and from work?			In the morning / the afternoon / the evening	
How many hours do you sleep a night?				

A Use the words to write simple present sentences.

- 1 A What time / your daughter / get up / on the weekend?
What time does your daughter get up on the weekend?
- B She / usually / get up / very late.
She usually gets up very late.
- 2 A How often / you / ride to work / together?
How often do you ride to work together?
- B We / always / ride to work together, / but / Laura / not drive.
We always ride to work together, but Laura doesn't drive.
- 3 A How often / watch TV / on the weekend?
How often do you watch TV on the weekend?
- B I / not / watch TV / on the weekend. I / watch TV / every evening after work.
I don't watch TV on the weekend. I watch TV every evening after work.

2.2 THIS / THAT ONE; THESE / THOSE ONES (page 15)


A Circle the correct words to complete the sentences. Then match the questions (1–6) and the answers (a–f).

- | | | |
|---|----------|---|
| 1 Is <i>these</i> / <u>this</u> / <i>those</i> your coffee? | <u>d</u> | a That <u>one</u> / <i>ones</i> costs \$245. |
| 2 Can I use <u>that</u> / <i>these</i> / <i>those</i> outlet, please? | <u>e</u> | b Then use <i>these one</i> / <u>ones</u> . |
| 3 <i>That</i> / <i>This</i> / <u>Those</u> headphones don't work. | <u>b</u> | c Yes, they are. |
| 4 Are <i>that</i> / <i>this</i> / <u>those</u> your notes? | <u>c</u> | d No, that <u>one</u> / <i>ones</i> is my coffee. |
| 5 What's <u>that</u> / <i>these</i> / <i>this</i> over there? | <u>f</u> | e No, please use that <u>one</u> / <i>ones</i> . |
| 6 How much does <u>that</u> / <i>these</i> / <i>those</i> phone cost? | <u>a</u> | f I don't know what <u>that</u> / <i>these</i> / <i>those</i> is. |

3.1 PRESENT CONTINUOUS (page 23)

Present continuous				
	Affirmative	Negative	Question	Short answers
I	'm winning.	'm not watching the game.		
You / We / They	're going to the gym.	're not playing well.	Are they winning?	Yes, they are. No, they aren't.
He / She / It	's losing.	's not having a good game.	Is it raining?	Yes, it is. No, it isn't.

A Complete the live-feed events with the present continuous of the verbs in parentheses.



The swimmers ¹ are coming (come) in now. They
² are waiting (wait) for the start. The champion
³ is looking (look) at the fans, but she
⁴ isn't smiling (not smile). She has her headphones
 on – what music ⁵ is she listening (she listen) to?

B Use the words to write sentences. Use the present continuous of the verbs.

- | | |
|--|--|
| 1 The people / leave / the stadium | <u>The people are leaving the stadium.</u> |
| 2 The drivers / start / their engines | <u>The drivers are starting their engines.</u> |
| 3 What / the coach / do? | <u>What is the coach doing?</u> |
| 4 It / rain / but / the runners / not stop | <u>It's raining, but the runners aren't stopping.</u> |
| 5 The winner / smile / and / cry | <u>The winner is smiling and crying.</u> |
| 6 My favorite player / not win / any games at the moment | <u>My favorite player isn't winning any games at the moment.</u> |
| 7 He / run / with the ball | <u>He's running with the ball.</u> |
| 8 The fans / wear / team hats | <u>The fans are wearing team hats.</u> |

3.2 SIMPLE PRESENT AND PRESENT CONTINUOUS (page 25)

A Read the conversations. Complete the sentences with the simple present or present continuous of the verbs in parentheses.

- 1 A What are you doing (you / do)?
B I'm waiting for my friend.
- 2 A Does he go to a gym?
B Yes, he does (do).
- 3 A Can you talk now?
B No, I can't. I 'm driving (drive).
- 4 A You aren't listening (not / listen) to me!
B Sorry, I 'm watching (watch) the game.
- 5 A What are you reading (you / read)?
B It's a book about exercise.
- 6 A Mom! Ben is kicking (kick) me again!
B Stop it, Ben!
- 7 A Why are you lying down (you / lie down)?
B Because I'm tired.
- 8 A Hurry! The game starts in two minutes.
B I 'm coming (come)!

4.1 PRESENT CONTINUOUS FOR FUTURE PLANS (page 35)

Present continuous for future plans			
Affirmative	Negative	Question	Information question
Comic Con is coming here this weekend.	He isn't selling anything.	Are you going to Comic Con?	What are you doing later?

A Use the words to write sentences about future plans. Use contractions when you can.

- 1 My cousin / play in a concert / next Saturday.
My cousin's playing in a concert next Saturday.
- 2 I / go to a concert / with my best friend tonight.
I'm going to a concert with my best friend tonight.
- 3 you / play video games / with your friends later?
Are you playing video games with your friends later?
- 4 We / watch our team / at the stadium on my birthday.
We're watching our team at the stadium on my birthday.
- 5 We / not go / to the pool today.
We're not going to the pool today.
- 6 She / not go to the game / this weekend.
She's not going to the game this weekend.

! Present continuous for plans usually includes a future time expression.
What are you doing tomorrow?
We're going to the beach on the weekend.

4.2 OBJECT PRONOUNS (page 37)

Subject pronoun	Object pronoun	
I / we	me / us	They buy great gifts for me / us .
you	you	I'm getting a special gift for you .
he / she / they	him / her / them	I'm seeing him / her / them tomorrow.
it	it	This is a great gift! I love it !

A Circle the correct options to complete the conversations.

- A We're having a party on Saturday. Do you think John would like to come?
 B Why don't you ask *her / **him** / me*?
- A My grandparents are visiting us right now.
 B Oh yeah? Please say hello to *him / us / **them*** for me!
- A Is your brother coming to my party this weekend?
 B Yes, he is. And he's bringing a special gift for *him / it / **you***.
- A Do you like soccer?
 B Do I like soccer? I love *them / you / **it***!
- A My mom is starting a new job next week.
 B Really? Tell *her / **him** / you* good luck!
- A Can I ask *her / us / **you*** a question?
 B Yeah, sure thing. What do you want to ask?

5.1 SIMPLE PAST (page 45)

Simple past of <i>be</i>				
	Affirmative	Negative	Question	Short answers
I / He / She / It	was cool.	wasn't loud.	Was it fun?	Yes, it was. / No, it wasn't.
You / We / They	were perfect.	weren't proud.	Were they crazy?	Yes, they were. / No, they weren't.

Simple past			
Regular verbs: verb + <i>-(e)d</i>		Irregular verbs	
learn → learned	love → loved	do → did	have → had
visit → visited	study → studied	go → went	hit → hit

A Complete the texts with the simple past of the verbs in the box.

arrive ~~be~~ hate miss not remember walk want

I remember my first day of school. It ¹ was just horrible!
 I ² hated every minute of it! My older sister ³ walked with me,
 but she ⁴ didn't remember the way, so we got lost. Finally, we ⁵ arrived,
 but we were very late. I really ⁶ missed my mom and dad. All day, I just
⁷ wanted to go home.

5.2 SIMPLE PAST NEGATIVE AND QUESTIONS (page 47)

Simple past negative and questions				
	Affirmative	Negative	Question	Short answers
I / He / She / It / You / We / They	studied medicine.	didn't study journalism.	Did he study medicine?	Yes, he did . No, she didn't .
Information questions				
What did you study?	Why did she retire?			
When did they get married?	Who did you live with?			
Where did he come from?	How many children did they have?			

A Use the words to write questions about when your partner was a child. Ask and answer the questions in pairs.

1 What / eat?

What did you eat?

2 Where / live?

Where did you live?

3 When / start school?

When did you start school?

4 What / watch on TV?

What did you watch on TV?

5 What games / play?

What games did you play?

6.1 BE GOING TO (page 55)

be going to + verb				
	Affirmative	Negative	Question	Short answers
I	am/'m going to save money for a new bike.	am/'m not going to waste money.	Am I going to save money?	Yes, I am . No, I' m not .
He / She / It	is/'s going to buy her mom a birthday present at the mall.	is/'s not going to see the movie with us.	Is she going to sell some of her old clothes online?	Yes, she is . No, she isn't .
You / We / They	are/'re going to do a lot today.	are/'re not going to save money.	Are they going to shop online?	Yes, they are . No, they aren't .
Information questions				
Who am I going to go shopping with?				
What is she going to buy?				
Where are you going to meet them for lunch?				

A Complete the sentences with the correct form of *be going to* and one of the verbs in the box.

buy ~~come~~ get married have lie down not have

- The big sale starts tomorrow. Are you going to come with us?
- I'm tired after all this shopping. I 'm going to lie down for a while.
- We met at the grocery store, and fell in love. We 're going to get married in November.
- I'm working all day Black Friday. I 'm not going to have time to buy anything!
- My brother is buying baby clothes. His wife is going to have a baby in three months.
- You found the car you want already? When are you going to buy it?

6.2 DETERMINERS (page 57)

Determiners		
Things or people in general	Specific things or people	With pronouns
All sales clerks are friendly. (= sales clerks in general)	All (of) the sales clerks here are friendly. (= the sales clerks in this store specifically)	All of us/them ...
Most stores have good sales on Black Friday.	Most of the stores in town have good sales on Black Friday.	Most of them ...
Many stores are in shopping malls.	Many of the stores in this mall are expensive.	Many of them ...
Some people don't like shopping.	Some of the people in my family don't like shopping.	Some of us ...
No customers like high prices.	None of the customers who shop here like high prices.	None of us/them ...

A Circle the correct words to complete the sentences.

- Many of / Many the good stores in my town are at the mall.
- Most / None stores have special carts for young children.
- On the day before a big holiday, none / all the lines at the grocery stores are very long.
- None of / Some prices in grocery stores are better at the end of the day.
- Many of / None the stores have sale ads in their windows.

7.1 QUANTIFIERS (page 67)

Count nouns ...	Non-count nouns ...
have a singular and plural form. chili chilies	do not have a plural form. rices rice
use <i>a/an</i> for the singular. a chili	do not use <i>a/an</i> . a-rice rice
use <i>some</i> with plural nouns in affirmative sentences. I'd like some chilies.	use <i>some</i> in affirmative sentences. I ate some rice.
use <i>any</i> in negative sentences and questions. Do you have any chilies? I don't have any chilies.	I didn't eat any rice. Did you eat any rice?

A Circle the correct words to complete the sentences.

- I eat *a few* / a little chocolate every day.
- I don't have *many* / much time to cook.
- I try to eat some / *too much* fruits and vegetables every day.
- I like some / *a little* spicy dishes, but I don't eat them every day.
- Too much* / many sweet things are bad for you.
- I know how to cook a lot of / *not many* dishes because I love cooking.

B Are the sentences in exercise A true for you? If not, change them to make them true for you.

7.2 VERB PATTERNS (page 69)

verb + to + verb	verb + verb + -ing
I prefer to eat at food trucks.	I usually can't stand waiting in line.
I love to try new food.	I don't mind waiting here.

A Complete the sentences with the correct form of the verb in parentheses.

- My brother can't stand being (be) in the kitchen because he doesn't like the smell of cooking.
- I'm going to go to the beach next month, so I want to lose (lose) some weight before then.
- We love to cook together, so we hope to open (open) a restaurant someday!
- I don't enjoy cooking (cook) because it takes a lot of time.
- Don't forget to give (give) me your recipe – dinner was delicious.

8.1 IF AND WHEN (page 77)

Statements

I always stay in a hotel near the airport **when** I travel for work.

If I want to explore the city, I use a good online guidebook.

Questions

When you travel, do you usually go by plane or by train?

Do you take a taxi **if** you're late for work?



You can put **if/when** at the beginning or in the middle of a sentence, and the meaning doesn't change.

If I'm late for work, I take a taxi. = I take a taxi if I'm late for work.

You can use **when** for **if** and the meaning doesn't change.

When I'm late for work, I take a taxi. = I take a taxi when I'm late for work.

A Rewrite the sentences with **if** or **when** in the correct place.

- I'm on vacation, I love to go to the beach. (when)

When I'm on vacation, I love to go to the beach.

- We often go to the park the weather is nice. (if)

We often go to the park if the weather is nice.

- I'm always nervous I travel by plane. (when)

I'm always nervous when I travel by plane.

- I can, I always prefer to stay in a modern hotel. (if)

If I can, I always prefer to stay in a modern hotel.

8.2 GIVING REASONS USING TO AND FOR (page 79)

Giving reasons using <i>to</i> and <i>for</i>	
to + verb	
to have lunch	to take a shower to catch a bus
for + noun	
for lunch	for the experience for a shower
So, João, why are you going to Lima?	
To visit Cuzco. And for the experience. It's an amazing trip!	

A Write *to* or *for* to complete the sentences.

- Next weekend I'm going to Lima for a job interview.
- Last week I visited my grandmother to interview her for a school project.
- Tomorrow I'm going shopping for / to buy some new clothes.
- I'm meeting my best friend later today to talk about our vacation plans.
- I'm going to the library to study. It's too noisy at home!
- My parents never come to my house for special events and celebrations. I always go there.

9.1 COMPARATIVE ADJECTIVES (page 87)

Comparative adjectives	
short adjectives: add <i>-er</i>	cold → colder (than) wet → wetter (than)
adjectives ending in <i>-y</i> : <i>-y</i> → <i>-i</i> , add <i>-er</i>	friendly → friendlier (than)
long adjectives: <i>more</i> or <i>less</i> + adjective	important → more important (than) → less important (than)
irregular adjectives	good → better bad → worse

A Use the words to write sentences. Use the comparative form of the adjectives.

- She / be / happy / in her new job / in her old one. She's happier in her new job than in her old one.
- She / have / interesting / earrings / me. She has more interesting earrings than me.
- Your new scarf / be / nice / your old one. Your new scarf is nicer than your old one.
- I need a belt / that / be / big / this. I need a belt that is bigger than this.
- Your shoes / be / dirty / your shirt. Your shoes are dirtier than your shirt.
- He is / tall / his father / now! He is taller than his father now!

9.2 SUPERLATIVE ADJECTIVES (page 89)

Superlative adjectives	
short adjectives: add <i>-est</i>	young → the youngest
adjectives ending in <i>-y</i> : <i>-y</i> → <i>-i</i> , add <i>-est</i>	funny → the funniest
long adjectives: <i>most</i> + adjective	important → the most important
irregular adjectives	good → the best bad → the worst

A Complete these fun facts with the superlative form of the adjectives in parentheses.

- The world's longest (long) mustache is more than four meters long.
- There is an international competition for the world's best (good) beard and mustache.
- The biggest (big) hole in a pierced ear is 127 millimeters wide.
- The most expensive (expensive) earrings in the world cost \$57.4 million.
- An Indian man holds the world record for pulling the heaviest (heavy) things with his beard.

10.1 HAVE TO (page 99)

have to + verb				
	Affirmative	Negative	Question	Short answers
I / You / We / They	have to clean the desks.	don't have to eat in the lunchroom.	Do you have to eat at your desk?	Yes, you do. No, you don't.
He / She / It	has to be very clear.	doesn't have to stay outside.	Does it have to be so loud in here?	Yes, it does. No, it doesn't.

A Complete the sentences with the correct form of have to or a short answer.

- A How many classes do you have to go (you go) to each week?

B I have to go (go) to my English class three times a week.
- A Do you have to work (you work) in the evenings or on weekends?

B No, we don't. But sometimes we have to study (study) for tests then.
- A Do you have to give (you give) your homework to your teacher online?

B No, I don't. But I have to hand it in (hand it in) on time!
- A Does your teacher have to correct (your teacher correct) all your work?

B Yes, she does. She has to do (do) a lot of work outside of class.

10.2 MAKING PREDICTIONS (page 101)

Making predictions				
	Affirmative	Negative	Question	Short answers
I / He / She / It / You / We / They	will / 'll might catch a cold. may	will not / won't catch a cold.	Will you be OK?	Yes, I will. No, I won't.

A Write the words in the correct order to make sentences.

- A college / finish / soon / you / Will
Will you finish college soon ?

B finish / I / might / this / year
I might finish this year .
- A after / do / graduate / What / will / you / you
What will you do after you graduate ?

B an / become / engineer / I / 'll / probably
I'll probably become an engineer .
- A boyfriend / get / married / to / Will / you / your
Will you get married to your boyfriend ?

! When you aren't sure, you can use *possibly* or *probably* before the main verb.

You'll probably feel stressed.

You'll possibly feel stressed.

You can also use *maybe* at the beginning of the sentence.

Maybe I'll go out with friends after work.

- B get / 'll / married / Maybe / in a few years / we
 _____ *Maybe we'll get married in a few years* _____ .
- 4 A do / 'll / retire / think / When / you / you
 _____ *When do you think you'll retire* _____ ?
- B be / before / I'm / won't / 65 / It
 _____ *It won't be before I'm 65* _____ .

11.1 PRESENT PERFECT FOR EXPERIENCE (page 109)

Present perfect

We use the present perfect to talk about experiences.

We form the present perfect with *have/has* + past participle.

For regular verbs, the past participle looks the same as the simple past (played, called). See the inside of the back cover for a list of irregular verbs.

	Affirmative	Negative	Question	Short answers
I / You / We / They	have/'ve changed my password.	haven't changed my password.	Have you (ever) joined a group.	Yes, I have . No, we haven't .
He / She / It	has/'s joined a group?	hasn't changed his password.	Has it (ever) snowed in July?	Yes, it has . No, it hasn't .

A Complete the conversations in the present perfect.

- 1 A I ¹*'ve / have* _____ never ²*added* _____ (add) anyone as a friend on social media, but 200 people ³*have added* _____ (add) me. ⁴*Have* _____ you ever ⁵*added* _____ (add) someone as a friend?

B No, I ⁶*haven't* _____, because I ⁷*'ve / have* _____ never ⁸*opened* _____ (open) a social media account.

- 2 A ⁹*Have* _____ you ever ¹⁰*built* _____ (build) a website?

B Yes, I ¹¹*have* _____. I ¹²*'ve / have built* _____ (build) three websites!

- 3 A I ¹³*'ve / have* _____ never ¹⁴*changed* _____ (change) my password.

B That's dangerous!



ever = any time up to now

Have you ever seen snow?

never = not ever

I've never been to Peru.

11.2 PRESENT PERFECT AND SIMPLE PAST (page 111)

Present perfect and simple past

Use the present perfect to talk about past experiences when you don't specify when they happened.

Use the simple past to say exactly when something happened.

Questions	Answers
Have you ever been to China.	Yes, I have.
When did you go there?	I went last year.
I've never posted a video on social media. Have you?	Oh, yes. I've posted videos lots of times.

A Read the sentences and write the present perfect or simple past of the verb in parentheses.

- 1 A This morning, I *made* (make) a video of myself singing. I want to upload it to my social media page, but I *'ve / have never done* (never do) that before. Can you help me?

B Ask Ryan. He *'s / has uploaded* (upload) lots of videos. I *'ve / have never made* (never make) a video before.

- 2 A Have you ever felt (ever feel) lonely when you're at school, far away from your family?
 B Sure. I really missed (miss) my mom yesterday, so I called (call) her.
- 3 A I'm going to eat at Marcella's downtown tonight.
 B Really? Have you seen (see) the prices on their menu?
 A No. I went (go) online yesterday and searched (search) for nice local restaurants. Have you (ever) eaten (you eat) there before?
 B No, never. It's really expensive.

12.1 QUESTIONS WITH *BE LIKE* (page 119)

Questions with *be like*

Use questions with *what + be + noun + like* to ask for a description of something.

Simple present	What's the weather like ?	It's cold and windy.
Simple past	What was the party like ?	It was great!
Future	What will the course be like ?	It'll be hard work!

A Write the words in the correct order to make questions.

- 1 like / was / what / the / music / ? What was the music like?
- 2 what / like / new / 's / their / house / ? What's their new house like?
- 3 was / father / what / his / like / ? What was his father like?
- 4 food / the / like / be / what / will / ? What will the food be like?
- 5 the / like / was / movie / what / ? What was the movie like?
- 6 will / like / test / the / be / what / ? What will the test be like?

12.2 RELATIVE PRONOUNS: *WHO, WHICH, THAT* (page 121)

Relative pronouns: *who, which, that*

Use *who, which, and that* to introduce new information about a person or object.

Use *who* and *that* for people. I know the people **who** live there. I know the people **that** live there.

Use *which* and *that* for things. I like the plants **that** grow there. I like the plants **which** grow there.

A Combine the two sentences using *who, which, or that*. Make any other changes that are needed.

- 1 I live in an apartment. My apartment is near the park.
I live in an apartment that is near the park.
- 2 There are mountains in the north. They have snow on them all year.
There are mountains in the north that / which have snow on them all year.
- 3 He works at the ski school. It is in the mountains near here.
He works in a ski school that / which is in the mountains near here.
- 4 Those are my neighbors. They live in the house next door to us.
Those are my neighbors who / that live in the house next door to us.
- 5 This is the house on the coast. We rented it last year.
This is the house on the coast that / which we rented last year.
- 6 These are my friends from college. They came with us to the concert.
These are my friends from college who / that came with us to the concert.

VOCABULARY PRACTICE: TEACHER TIPS

The vocabulary practice exercises form an integral part of the lesson. They provide controlled practice of the target language and prepare students to use new vocabulary with confidence. Students can complete them individually or in pairs. Below is a list of ideas to practice using new vocabulary in an engaging way.

- 1 • Quickly come up with simple gestures for each of the vocabulary items.
 - Tell Ss to cover the vocabulary pictures and/or words. Do one of the gestures and ask a volunteer to say the word.
 - Alternatively, let a S do one of the gestures and then point to another S to say the word and do a different gesture, and so on.
- 2 • Provide Ss with index cards and let them make flashcards for each of the vocabulary words. On one side they should write the word, and on the other side they can write the definition or draw a picture of the word.
 - Encourage Ss to include more information on the card, for example, a synonym, an antonym, and a sample sentence.
 - Ss can use the cards to review new vocabulary in pairs. S1 can use his/her cards to quiz S2 in several ways: by showing the picture and asking for the word; by reading the example sentence, leaving the vocabulary word blank for S2 to say; by saying a synonym and an antonym and having S2 say the vocabulary word, etc.
- 3 • Divide the class into teams and play “Hangman.”
 - Team A chooses a word, and one S from Team A (S1) writes on the board.
 - One S from Team B (S2) guesses a letter. If he/she is correct, S1 writes the letter on the board. If the letter is not in the word, S1 draws a head (a circle) on the board.
 - Ss from Team B take turns guessing letters that are in the word. If they are incorrect, S1 draws a body (another circle), arms, legs, eyes, and mouth for each incorrect letter.
 - The game continues until Team B correctly guesses the word or until they guess incorrectly enough times that a whole body is drawn.
 - Teams switch roles.
- 4 • Play “Telephone.” Put Ss in rows of at least four students.
 - Whisper a vocabulary word to the last S in each row.
 - When you say “Go!” the last S whispers the word to the next S in the row, who whispers it to the next S in the row, etc.
 - When the first S in each row hears the word, he/she writes it on the board.
 - Give S one point if the word is correct but misspelled and two points if it is spelled correctly. The first team to write a correct word wins.
 - For more of a challenge, whisper three vocabulary words to the last S, or whisper a sentence that uses the vocabulary word.
- 5 • Write the vocabulary words on the board.
 - Challenge Ss to write one sentence using as many of the vocabulary words in that sentence as they can.
 - Ss read their sentences to the class. Ss can vote on the best sentence.
 - Alternatively, Ss can write a short paragraph of no more than five sentences using all of the vocabulary words in the paragraph.
- 6 • Write the vocabulary words on index cards. Make enough copies for Ss to play in small groups.
 - Put the cards face down on a table in front of each team.
 - One S (S1) chooses a card but does not look at it. Instead, S1 holds the card on his/her forehead with the word facing out so his/her team can see it.
 - Each person on the team takes turns giving one clue about the word. S1 tries to guess the word.
 - Continue until each S in the group has a chance to guess a word.
 - For an extra challenge, include vocabulary words from previous units for a review.

VOCABULARY PRACTICE

1.1 DESCRIBING PEOPLE YOU KNOW (page 2)

A Put the words into the right category.

boss	boyfriend	classmate	close friend	couple	girlfriend
grandchildren	granddaughter	grandson	neighbor	roommate	

Family	Work or school	Close or romantic	Where you live
grandchildren	boss	boyfriend	neighbor
granddaughter	classmate	close friend	roommate
grandson		couple	
		girlfriend	

B Complete the sentences with the correct form of the words from exercise A.

- 1 She is not my sister. She is my brother's girlfriend. They are in love.
- 2 My grandfather has five other grandchildren: my two sisters and my three cousins.
- 3 Kevin and Paola are my classmates at the language school. They're also a couple, but they're not married.
- 4 Fiona and I are close friends from work. We do a lot of things together in our free time.
- 5 Isabel is only 45, but she is already a grandmother. Her granddaughter, Jazmin, is two years old. She is the daughter of Isabel's son, Oscar.
- 6 I have a job in a restaurant, and my boss is also my neighbor. My apartment is #302. He is in apartment #304.
- 7 I have two roommates. We each have one bedroom in the apartment, but we share the kitchen.

1.2 NAMING EVERYDAY THINGS (page 4)

A Check (✓) the words that you can see in the pictures.



- | | | | | |
|---|--|---|----------------------------------|---|
| <input checked="" type="checkbox"/> 5 candy bar | <input type="checkbox"/> cash | <input type="checkbox"/> driver's license | <input type="checkbox"/> gum | <input checked="" type="checkbox"/> 4 hairbrush |
| <input checked="" type="checkbox"/> 2 hand lotion | <input type="checkbox"/> keychain | <input type="checkbox"/> mirror | <input type="checkbox"/> receipt | <input checked="" type="checkbox"/> 6 tissues |
| <input checked="" type="checkbox"/> 3 umbrella | <input checked="" type="checkbox"/> 1 water bottle | | | |

B Circle the correct words to complete the sentences.

- 1 There is a photo of me on my driver's license / mirror.
- 2 My cash / water bottle is empty.
- 3 Here is the tissues / receipt from the restaurant.
- 4 Do you want a piece of my candy bar / hairbrush?
- 5 Oh, no! It's raining, and my hand lotion / umbrella is broken.
- 6 I need to clean my sunglasses. Will you give me those tissues / keychains, please?

2.1 EXPRESSIONS WITH DO, HAVE, AND MAKE (page 12)

A Circle the correct words to complete the sentences.

- I do / have / make a lot of work on my laptop every day.
- I want to do / have / make a party when we do / have / make some free time.
- I usually do / have / make the dishes, but I don't do / have / make other housework.
- I always do / have / make a snack after I do / have / make one hour of homework.
- I want to do / have / make plans with some friends, maybe just do / have / make something to drink after class.

B Complete the sentences with the correct do, have, or make phrase.

- Lots of men don't do housework, but not my sons. They make the / their beds after they wake up, and they do the / their laundry when their clothes are dirty.
- Can we have a snack now? I'm hungry.
- I'm tired of walking. I want to stop and have something to drink at that café.
- I want to make plans for my birthday party. Can you help me organize it?
- I always do the dishes after dinner. I like the kitchen to be clean before I go to bed.
- Let's go to the movies when you have (some) free time – maybe this weekend!

2.2 NAMING WORK AND STUDY ITEMS (page 14)

A Match the words on the left to the words on the right to make phrases. Then write full sentences using the phrases.

(1) a page from	(a) a calendar
(2) music	(b) a textbook
(3) a laptop	(c) files
(4) take	(d) notes
(5) the date on	(e) screen

(6) wear	(f) a document
(7) a computer	(g) headphones
(8) a power	(h) keyboard
(9) read	(i) outlet
(10) free	(j) Wi-Fi

I'm reading a page from my textbook.

B Circle the correct words to complete the questions. Then ask a partner.

- Does your school have good document / Wi-Fi and enough screens / outlets for all the students' computers?
- Do you like to listen to music with or without your headphones / keyboard?
- Can you always find your documents / mouse and files / Wi-Fi on your computer?
- Do you write important things on your calendar / keyboard?
- Which can you do faster, write files / notes with a pen and paper or type them on a keyboard / mouse?

3.1 SPORTS (page 22)

A Circle the correct words to complete the sentences.

- Our coach / court is happy because we're losing / winning.
- Our fans / team is losing / winning the game. This is terrible!
- The field / players are walking onto the court / pool now.
- Our town has a new coach / pool. It's next to the tennis players / courts.
- Hundreds of fans / team are running onto the field / pool.

B Complete the sentences with the correct form of a word from exercise A.

- 1 The first team to win the FIFA World Cup was Uruguay.
- 2 An Olympic swimming pool is 50 meters long, and a basketball court is 92 meters long.
- 3 The soccer coach is giving instructions. He's at the side of the field.
- 4 This place is huge! It has seats for more than 100,000 fans.
- 5 The players on my local team are not professionals, and they aren't very good – they often lose games.

3.2 EXERCISING (page 25)

A Match the verbs in the box to the words that can follow them.

climb	jump	lie down	lift	push
sit down	stand up	stretch	throw	turn

- 1 turn around / your head
- 2 throw a ball / a paper plane
- 3 push someone away / an elevator button
- 4 climb a mountain / stairs
- 5 lift a box / weights
- 6 lie down to rest / on the floor
- 7 sit down at your desk / in front of the TV
- 8 stretch your legs before you run / to reach something high up
- 9 jump into the water / up and down
- 10 stand up from your desk / straight

B Complete the sentences with a word from exercise A.

- 1 A good baseball player can throw a ball more than 130 meters.
- 2 Some people can jump more than 6 meters on a trampoline.
- 3 Some people can lift 200 kilograms.
- 4 A very good dancer can turn a full circle in the air twice.
- 5 Most people need two months to climb Mount Everest.
- 6 For some exercises, you need to lie down / sit down on the floor.
- 7 Before you play any sports, it's important to stretch your arms and legs.

4.1 DESCRIBING POP CULTURE (page 34)

A Some of the words in bold are not correct. Write in the correct words.

- 1 My sister is a **singer** in a band **musician**. They're playing a **concert** tonight.
- 2 My favorite **TV show** is coming back soon. I love the main actor **director** in it – he's so funny!
- 3 Do you know about this new **festival**? It's fantastic! I'm playing it eight hours a day!
video game
- 4 The artist **actor** who paints these pictures is very famous. I saw her work at an art festival **concert** in Paris.

B Complete the stories with the words in the box.

bands concerts festival musicians

Every year in my town we have a three-day music ¹ festival. There are ² concerts every night, and all the ³ bands play until late. The ⁴ musicians are all local people, and everybody in the town goes to see them. Would you like to come with me this year?

actor artist director show singer video

My family is very artistic. My mom is a great ⁵ singer – she sings in a band. My uncle is an ⁶ actor. He's starring in a cool TV ⁷ show right now. My brother is an ⁸ artist. He does the graphics for lots of ⁹ video games. And my dad's a movie ¹⁰ director. He makes great movies. I'm the only one who isn't artistic, but I'm the manager for all my relatives!

4.2 NAMING GIFT ITEMS (page 36)

A What gift is best for each person?

candy gift card jewelry purse speakers sweatshirt

- 1 I want something beautiful to wear to parties. jewelry
- 2 I prefer to buy my own present in the store. gift card
- 3 I'd like something to wear at the gym. sweatshirt
- 4 I'd like something nice to keep my things in. purse
- 5 I like music. speakers
- 6 I love sweet things to eat. candy

B Circle the correct words to complete the sentences.

- 1 My grandma likes gifts that she can eat, so I usually make a cake or buy some *flowers* / candy for her.
- 2 My mom really needs GPS when she drives, but that uses a lot of battery power. So I'm getting her *speakers* / a phone charger for her car.
- 3 My dad loves sports clothes, so I'm buying him a sweatshirt / *purse*.
- 4 My best friend loves books, but I don't know which ones she likes. I'm getting her a *purse* / gift card for the bookstore so she can choose.
- 5 I don't know what to get for my boss for her birthday, so I'm sending her a bouquet of flowers / *jewelry*.

5.1 DESCRIBING OPINIONS AND FEELINGS (page 45)

A Replace the emoji in each sentence with the correct adjective.

- 1 My first day in college was really horrible 😞. I felt very alone, and I missed my parents.
- 2 My 18th birthday was an amazing 😄 experience – for the first time, I was an adult!
- 3 I remember the first day I went skiing. It was really fun 😁. My friends and I had a great time.
- 4 The first time that I voted was a very proud 😊 moment for me. It was an important day for my country, and I was part of it.
- 5 I remember when I traveled by plane for the first time. That was crazy 🤪! Wow!

B Complete the conversations with the words from the box. Write two more conversations using other words from the box.

angry cool crazy dangerous loud perfect tired

- 1 A How are you feeling today?
B I'm really tired. I went to bed very late last night.
- 2 A Do you like this music?
B What? I can't hear you. It's really loud!
- 3 A How was your vacation?
B It was perfect! The weather was great, and the food was delicious.
- 4 A _____
B _____
- 5 A _____
B _____

5.2 DESCRIBING LIFE EVENTS (page 46)

A Complete the sentences with the correct word or phrase from the box.

buy a house or apartment get married graduate from college
learn to drive meet your future husband/wife retire

- 1 These days, people often get married quite late, when they are 30 or 40 years old.
- 2 Today, it's important to graduate from college because you have more choices for work.
- 3 Some people retire at the usual time (around age 65), but some work until they are 75 or older.
- 4 Some young people don't have the money to buy a house or apartment right away. They stay with their parents until they have enough money.
- 5 You can't really plan when to meet your future husband/wife. One day, it just happens – you just find the right person.

B Circle the best phrase to complete the sentences.

- 1 My mother has three children, and someday she really wants to become a grandparent / have a baby.
- 2 If you want to buy a car / learn to drive, you need to get a job / get married and save some money first.
- 3 My little brother had a baby / was born when I was seven, so I helped take care of him. He was so cute!
- 4 For some jobs, you have to graduate from college / start school.
- 5 She got married / met her future husband at the coffee shop where she worked. He got coffee there every day just to talk to her. After they got married / bought a car, he told her that he doesn't like coffee.
- 6 My sister's son started school / were born last year, so she has some free time now. She wants to get a job / retire soon.

6.1 USING MONEY (page 54)

A Circle the correct word to complete the sentences.

- 1 David wants to buy a car, so he saves / spends a lot of his money.
- 2 Jamelia is very careful. She never wastes / sells money on silly things.
- 3 My friend wants to spend / borrow some money from me.
- 4 I don't like to buy things in stores because it's more fun to lend / shop online.
- 5 Be careful! That phone costs / pays back a lot of money!
- 6 Our store always returns / sells a lot on Black Friday.

B Complete the questions with the correct form of a verb from exercise A.

- 1 Excuse me, how much does this cost ?
- 2 Can I borrow \$2.00? I have \$10, but I need \$12 for the ticket.
- 3 Where do you like to shop online?
- 4 This charger was a gift, but it doesn't work. Can I return it without the receipt?
- 5 If you have enough money, can you lend me \$20? I'll pay you back.

6.2 SHOPPING (page 56)

A Complete the shopping words.

- | | |
|---------------------------------|-------------------------|
| 1 c a s h r e g i s t e r | 6 s a l e |
| 2 c u s t o m e r s | 7 p r i c e |
| 3 g r o c e r y s t o r e | 8 s a l e s p e r s o n |
| 4 d e p a r t m e n t s t o r e | 9 c h e c k o u t |
| 5 s h e l f | 10 c a r t |

B Complete the text with words from exercise A.

Last week, I went to a new ¹ grocery store to buy some milk. It was in the back. I needed to walk down many aisles. In one aisle, they had a really good ² sale on bottled water, so I decided to buy some. In another aisle, there was some delicious bread. There was some very interesting fruit, fresh fish, and delicious rice in other aisles. Next to the milk, there were amazing cheeses! I walked down most of the aisles in the store. When I got to the ³ checkout, my ⁴ (shopping) cart was full. There were three ⁵ customers in front of me. I waited and read a magazine from the ⁶ shelf. Then I decided to buy it, too.

7.1 NAMING FOOD (page 66)

A Complete the text with the words in the box.

avocado cereal jam lettuce
peanut butter salmon strawberries yogurt

My daily food diary

Saturday

A bowl of¹ cereal for **breakfast**, I just love granola!

Lunch with friends, a salad with² lettuce and³ avocado,

and fruit for dessert: some fresh⁴ strawberries. Delicious!

At home, I make toast with⁵ jam and⁶ peanut butter for the kids. They love that **snack** combination!

For dinner, we have⁷ salmon with green vegetables. It's good to eat fish once a week. Then⁸ yogurt with honey for dessert – simple but healthy.

B Circle the correct word to complete the sentences.

- 1 I like yogurt / chili without sugar for breakfast.
- 2 I'm vegetarian, so I don't eat burgers / avocados.
- 3 I like a lot of yogurt / onions on my pizza.
- 4 I make corn with just butter, salt / strawberries, and pepper. Very simple, but very good.
- 5 Some people like bread with butter for breakfast, but many people like to put cereal / jam on it, too.

7.2 DESCRIBING FOOD (page 68)

A Match the two parts to make a complete idea.

- | | | |
|---|----------|--|
| 1 Doctors say that raw vegetables are ... | <u>c</u> | a I think it needs some sugar. |
| 2 This chocolate is delicious! | <u>b</u> | b Can I have another piece, please? |
| 3 That coffee is very bitter. | <u>a</u> | c good for your body. |
| 4 I live by the sea ... | <u>d</u> | d so we always have a lot of fresh fish to eat. |
| 5 My favorite food isn't very healthy. | <u>e</u> | e It's a fried peanut butter sandwich with jam on top! |
| 6 Thailand, Mexico, and India ... | <u>f</u> | f are famous for their spicy food! |

B Complete the sentences from the conversations with the food words in the box.

boiled delicious fried grilled raw roasted sour spicy

- 1 If you have a bad stomach, don't eat too much¹ spicy food like curry or chili. Just some² boiled rice and chicken – and drink plenty of water.
- 2 What about today's special? It's really³ delicious. Everybody loves it!
- 3 How would you like your fish, sir –⁴ grilled over an open fire or⁵ fried in olive oil?
- 4 Can you cook this meat a little more? It's still⁶ raw.
- 5 Don't eat that yogurt! It smells very⁷ sour to me. I think it's bad.
- 6 We normally eat⁸ roasted meat in my country. We cook it in the oven for a long time so it is very easy to eat.

8.1 TRAVELING (page 76)

A Look at the words in the box. Find words that mean ...

airplane	backpack	bus station	check-in counter	guidebook
map	suitcase	tour bus	tour guide	tourists

- two places where you begin or end a trip: bus station check-in counter
- two objects that give you information about a city: guidebook
map
- people who are on vacation: tourists
- a person who takes you to interesting sights when you're on vacation: tour guide
- two kinds of luggage: backpack suitcase

B Use the correct form of the words in the box in exercise A to complete the sentences. Use each word or phrase only one time.

- Last time I went to the airport, it was awful. I arrived very late, and there was a long line at the check-in counter.
- We live near the airport, so we often see airplanes in the sky over our house.
- When I go on vacation, I always take two big suitcases. One for my clothes and one for the things I buy. My sister doesn't like shopping, so she just brings one large backpack.
- Last year I worked as a tour guide. I worked on a tour bus. It left from the central bus station and took people all around the city. The tourists loved it!
- When I visit a new city, I always buy a local guidebook to tell me about the best restaurants. Then I use the map on my phone to help me find them!

8.2 USING TRANSPORTATION (page 78)

A Circle the correct verbs to complete the text.

I usually go to work by bus. It takes me about 45 minutes. I leave home at 7:15. I walk two blocks to the bus stop and I ¹get in / get on the number 72 bus. The 72 takes me to the park. There, I ²pick up / change buses and take the 35. Sometimes I ³miss / catch the 35, and then I have to wait and ⁴take / miss the 44. The 35 ⁵gets into / drops me off right in front of my office. The 44 stops several long blocks away. If it's a nice day, it's OK. I can walk to work from there. If I'm late, I ⁶get onto / get into a taxi. I get to the office at 8 o'clock.

B Choose the correct verbs from the box and write them in the correct form to complete the texts.


catch	change
drop off	get into
get off	get on
get out of	miss
pick up	take

← Group Chat

- 1 I'm just getting out of the taxi. Be there soon.
- 2 Oh, no! I just missed my train! 😠
- 3 I can see her. She's getting off the bus now! 😊
- 4 I'm getting into Jake's car now. We're on our way.
- 5 No taxis! I'm taking the subway. I'm going to be late. Sorry!

Write a message ...

9.1 NAMING ACCESSORIES (page 86)



- A Look at the pictures. Make sentences with *He's/She's (not) wearing* and the accessory words in the box.

He's wearing sunglasses.

belt	bracelet	earring(s)	glove(s)	necklace
scarf	sneakers	sunglasses	tie	

- B **Circle** the correct words to complete the sentences.

- I need a belt / bracelet / tie. My pants are too big.
- My hands are cold. Where are my gloves / sneakers / socks?
- You need a bracelet / necklace / scarf in this cold weather.
- She's wearing a scarf / sunglasses / a tie, so I can't see her eyes.
- I love your earrings / gloves / socks. Are they real gold?

9.2 DESCRIBING APPEARANCE (page 88)

- A Look at the words in the box. Choose the correct words to match the descriptions.

bald	beard	curly	dark	gray
light	mustache	pierced ears	straight	

- the hair on your face: beard, mustache
- what you have if you wear earrings: pierced ears
- a way to describe a head without hair on it: bald
- ways to describe hair color: dark, gray, light
- ways to describe how hair looks: curly, straight

- B Complete the sentences with words from exercise A. You won't need all of the words.

- Do most people in your family have dark or light hair?
- I don't wear earrings because I don't have pierced ears.
- Does he have a mustache and a beard?
- My father is completely bald, but all my brothers have a lot of hair.
- Is her hair straight or curly?
- One of my grandmothers has normal gray hair, but my other grandmother colors her hair bright red!

10.1 DESCRIBING JOBS (page 98)

A Circle the best words to complete the sentences.

- Wow! That's an amazing building. Who was the *photographer* / *architect*?
- My sister is a *call center worker* / *nurse*. She spends all day on the phone.
- I have a problem with my car. I need to call *an engineer* / *a mechanic*.
- The *receptionist* / *police officer* recommended the hotel restaurant.
- Lie down and relax. The *photographer* / *nurse* said you need to rest.
- I asked a *call center worker* / *police officer* to help when somebody took my purse.

B Match the jobs to the things people say.

accountant	dentist	IT specialist	lawyer
paramedic	physical therapist	project manager	

1	lawyer	"My client, Mr. Gaston, did not steal the money."	4	physical therapist	"OK, now carefully stretch out your left leg. Good!"
2	accountant	"Give all your receipts to me. I manage the business's money."	5	project manager	"The work has to be completed by April 10. We're on schedule."
3	IT specialist	"Sorry, but I think you have a software problem."	6	dentist	"Open your mouth wide, please."
			7	paramedic	"Now we're going to take you to the hospital."

10.2 DESCRIBING HEALTH PROBLEMS (page 100)

A Circle the correct verbs to complete the phrases for injuries and illnesses.

- | | |
|--|---|
| 1 break / <i>catch</i> a cold | 8 break / <i>bang</i> your head |
| 2 <i>break</i> / <i>get</i> your leg | 9 feel / <i>have</i> a fever |
| 3 <i>catch</i> / <i>have</i> a sore throat | 10 hurt / <i>cut</i> yourself shaving |
| 4 <i>catch</i> / <i>hurt</i> the flu | 11 get / <i>hurt</i> your back |
| 5 cut / <i>have</i> a stomachache | 12 <i>have</i> / <i>hurt</i> a headache |
| 6 cut / <i>have</i> a toothache | 13 <i>catch</i> / <i>twist</i> your ankle |
| 7 <i>cut</i> / <i>have</i> your finger | |

B Complete the sentences using a phrase from exercise A. For some sentences, there is more than one possible answer. Make sure to use the right form of the verbs and pronouns that fit the sentences.

- Did you *break your leg* / *twist your ankle* in a skiing accident?
- Don't *cut your finger* / *yourself* with that knife!
- Go to the dentist if you *have a toothache*.
- I *have a stomachache* because I ate too much.
- I *have a headache* because of the loud music.
- People often *have a fever* / *sore throat* / *headache* when they have a cold or the flu.
- You *have a fever*. It's 39.4 degrees!
- There was blood on his shirt because he *cut himself (shaving)*.

11.1 USING VERB–NOUN INTERNET PHRASES (page 108)

A Match the ten phrases to the definitions.

- | | | |
|---------------------------|-------------------|-------------------------------|
| 1 add someone as a friend | 2 build a website | 3 change your password |
| 4 check your messages | 5 click on a link | 6 join a group |
| 7 make a video | 8 message someone | 9 open a social media account |
| 10 swipe left or right | | |

- | | |
|---|---|
| a press the mouse on text to go to a website <u>5</u> | f contact someone by electronic text <u>8</u> |
| b move the screen to one side or the other <u>10</u> | g make a new internet destination <u>2</u> |
| c record and edit live action <u>7</u> | h choose a different security code <u>3</u> |
| d see if you have any new email or texts <u>4</u> | i include another person in your network <u>1</u> |
| e create your online identity <u>9</u> | j become a member <u>6</u> |






B Circle the best phrases to complete the sentences.

- 1 I never check my messages / build websites on a computer. I just use my phone.
- 2 In some apps, to show that you like something, you can swipe right / message someone.
- 3 Oh, no! I clicked a link / joined a group, and now my computer has a virus.
- 4 I like my boss, but I don't want to add her as a friend / open an account for her on social media.
- 5 At my office we have to change our passwords / make videos every six months. It's important to be safe.

11.2 USING SOCIAL MEDIA VERBS (page 111)

A Replace the icon with a verb from the box. Which of these sentences are true for you? Tell a partner.

download go viral like search for share

- 1 I usually like  photos of my friends.
- 2 I love to watch cat videos, and I share  them on social media with my friends.
- 3 I download  lots of videos, but I don't have time to see them all.
- 4 If some of my videos go viral , I'll be so happy! I want everyone to see my work.
- 5 I sometimes search for  information about Australia. I really want to visit there someday.

B Complete the sentences with the correct verb from the box. Are the sentences true for you? Change them if they are not.

block bookmark follow log in upload

- 1 To see "My Account" information on my bank's website, I have to log in with my username and password.
- 2 I block people on social media if they post things I don't want to see.
- 3 I follow lots of famous people on social media. I like to know what they're doing.
- 4 I have my own website, and I upload my videos there so other people can enjoy them.
- 5 If I go online and find a site that I like, I always bookmark it so I don't lose it.

12.1 DESCRIBING WEATHER (page 118)



A Look at the pictures. Which weather words from the box do you associate with the pictures?

blizzard	boiling	cloudy	drought	flood
foggy	freezing	humid	hurricane	rainy
snowstorm	snowy	sunny	thunder and lightning	windy

1 Picture A: cloudy, hurricane, windy, flood

4 Picture D: cloudy, flood, foggy, humid, rainy

2 Picture B: blizzard, freezing, snowstorm, snowy

5 Picture E: thunder and lightning

3 Picture C: boiling, drought, sunny

B Replace the weather symbols with the correct words.

The weather today is warm and ¹ dry ⚡, with the maximum temperature of 23°C. But it's going to be ² cloudy ☁ in the morning and ³ rainy ☔ in the afternoon. We might even get some ⁴ thunder and lightning ⚡☁ in the evening, and it'll be very ⁵ windy 🌀 all day. If we get a lot of rain, we may have a ⁶ flood 🌊, so be extra careful if you're driving!

Write a message ...

Brrr, it's ⁷ freezing ❄️ out there today, so wear your warmest clothes. Later on this evening, we can expect to get a ⁸ snowstorm ☁⚡ that will last all night. Tomorrow will continue to be ⁹ snowy ❄️, so stay home if you can.

Write a message ...

12.2 DESCRIBING LANDSCAPES AND CITYSCAPES (page 120)

A Look at the map. Find ten of the features from the box on the map. Label them.

- 1 cave
- 2 cliff
- 3 coast
- 4 fountain
- 5 glacier
- 6 rainforest
- 7 rocks
- 8 statue
- 9 tower
- 10 waterfall



B Choose the best word to complete the texts.

1 It's a beautiful place on the coast / glacier. There's a big wide beach at the foot of a tall field / cliff. There are some valleys / caves there also, so you can keep out of the sun when it's too hot.

2 Downtown there are some tall skyscrapers / waterfalls and a big open square with a fountain / cave in the middle. It's a great place to go in the evening to hang out with friends.

PROGRESS CHECK: INTRODUCTION

Progress checks help students regularly assess their learning. The **Now I can** sections relate to the communicative objectives of the unit grammar and vocabulary, functional language, and writing. The **Prove it** exercises challenge students to show what they have learned during the unit. Progress checks can be conducted in class or at home.

Below is a list of ideas for conducting **Progress check** activities.

Using Progress checks

Informal test

- Ss keep their books closed.
- Read the first **Prove it** instruction aloud. Repeat if necessary.
- Give Ss time to write their answers.
- Repeat the steps above with the next four **Prove it** instructions.
- Check answers as a class, or take Ss' notebooks to check.

Pair checking

- Ss complete the **Progress check** individually then compare with a partner. If they have different answers, they should check that both are correct.

Pair testing

- One student reads out a **Prove it** instruction while the other writes the words.

Teams

- Put Ss in groups of four.
- Ss keep their books closed. Read out the **Prove it** instructions.
- Ss work together to write the words and phrases.
- When Ss have finished, they pass their papers to another team.
- Ss check other teams' answers using the Student's Book. Monitor and answer questions.
- The winning team is the one with the most correct words or phrases.

Class project

- Split the class into five groups. Give each group one of the **Prove it** instructions.
- Give each group a large piece of paper. Groups make posters with the words, phrases, and sentences.
- Tell groups to put extra details on their posters, for example, pronunciation information or pictures of vocabulary items.
- Each group puts their poster on the wall for other groups to read.

Homework

- Ss complete the **Progress check** at home. Remind Ss that they should not look at their books. They should prove how much they remember.
- Check Ss answers in class before beginning the next unit.

Writing

At the end of each unit, students will have the chance to return to, and improve, their written work from lesson 4. Encouraging students to check their own writing increases learner autonomy. Students can improve their writing by:

- adding extra sentences
- using more complex grammatical structures
- choosing more appropriate vocabulary
- correcting spelling and punctuation errors

If possible, allow students to use online dictionaries and reference materials to improve their work. They can also ask a partner for suggestions.

PROGRESS CHECK

Can you do these things? Check (✓) what you can do. Then write your answers in your notebook.

Now I can ...

- use words to talk about the people in my life.
- talk about the connections between the people in my life.
- use words for everyday objects.
- talk about what belongs to me and to others.
- start a conversation with someone new.
- write a formal email of introduction.

Prove it

Write two family words, two words for people you work or study with, and four other words for people you know.

Write about someone you know and what connection that person has to other people you know using possessive adjectives (*my, our, his*, etc.).

Write four things you have with you today and two things you always have in your bag.

Look around the room and write three sentences about objects and who they belong to. Use possessive pronouns (*mine, ours, his*, etc.).

Write three ways to start a conversation.

Look at your email from lesson 1.4, exercise 2D. Can you make it better? Find three ways.

UNIT
1

Now I can ...

- use expressions with *do, have, and make*.
- talk about what I do every day, on the weekend, etc.
- use words for work and study.
- use *this/that one; these/those ones* to talk about things.
- describe communication problems and how to fix them.
- write your opinion and give information in an online comment.

Prove it

Write five things related to activities at home. Use *do, have, and make*.

Write five things you do regularly (every day, every week, etc.).

Write a description of the place you do your work and/or schoolwork.

Complete the sentences: *I don't like these shirts. I prefer _____ over there.*

That car is OK, but _____ is much nicer.

Write two ways to explain a communication problem and two ways to check the problem.

Look at your comment from lesson 2.4, exercise 3C. Can you make it better? Find three ways.

UNIT
2

Now I can ...

- use words to talk about sports.
- talk about what I am doing now.
- use words to describe exercise.
- talk about what I do every day and what I'm doing at the moment.
- ask for information.
- write a short comment about positives and negatives

Prove it

Write two verbs for sports, three places for sports, and five other sports words.

Write one thing you're doing at the moment and one thing you're not doing at the moment.

Write five verbs to describe exercise.

Complete these sentences: *I usually ... At the moment, I ...*

Write two ways to ask for the price of a soccer ticket.

Look at your comment from lesson 3.4, exercise 1E. Can you make it better? Find three ways.

UNIT
3

PROGRESS CHECK

Can you do these things? Check (✓) what you can do. Then write your answers in your notebook.

UNIT 4

Now I can ...

- use words to talk about pop culture.
- talk about plans.
- use words to talk about gifts.
- use *him, her*, etc. to talk about people and things.
- make and respond to invitations.
- write an event announcement.

Prove it

Write five jobs, two special events, and three other words about pop culture.

Write two things you're planning to do on the weekend. Use the present continuous.

Write three gifts you can wear, two you can use, and one you can eat.

Complete these sentences with an object pronoun:

Soccer is his favorite sport. I love ... , too.

Their parents always give ... money for their birthdays.

Write one way to make an invitation and one way to accept an invitation.

Look at your event announcement from lesson 4.4, exercise 3D. Can you make it better? Find three ways.

UNIT 5

Now I can ...

- use words to talk about feelings and opinions.
- talk about events and people in my life.
- talk about life stages.
- ask questions about people's lives and say what they didn't do.
- congratulate and sympathize with people.
- write an online comment agreeing or disagreeing with someone.

Prove it

Write five positive words, three negative words, and two words that can be positive or negative.

Write three things you did last year.

Write six life stages in the order that they usually happen.

Complete the sentences: _____ he retire last year? No, he _____.

Write two ways to congratulate someone and two ways to sympathize with someone.

Look at your comment from lesson 5.4, exercise 2D. Can you make it better? Find three ways.

UNIT 6

Now I can ...

- use verbs to talk about money.
- talk about future plans.
- use words to talk about shopping.
- talk about quantities of things.
- say what I want when I do not know the word.
- write a vlog script.

Prove it

Write three verbs that go with *money*, two verbs that go with *things*, and three other money verbs.

Write about a plan you have for next week and a plan you have for next year. Use *be going to*.

Write three places for shopping and four things you can find in a store.

Complete the sentences: *Many of the stores in my town don't ... All department stores sell ...*

Think about something you want to buy but you don't know the word for in English. Write a short conversation in a store. Explain what you want.

Look at your vlog script from lesson 6.4, exercise 3E. Can you make it better? Find three ways.

PROGRESS CHECK

Can you do these things? Check (✓) what you can do. Then write your answers in your notebook.

Now I can ...

- use food words.
- talk about quantities.
- use adjectives to describe food.
- talk about what I like to do.
- order food in a restaurant.
- give my opinion in an online comment.

Prove it

Write three count and five non-count food words.
Write about the quantities of different kinds of food you eat every week. Use *a little, a few, a lot of*, etc.
Write five adjectives for preparing food and five adjectives for flavor.
Complete the sentences about food with a verb + *to* + verb, or a verb + verb + *-ing*.
I would like ... I enjoy ...
Write one expression a customer uses and one expression a server uses in a restaurant.
Look at your comment from lesson 7.4, exercise 2E. Can you make it better? Find three ways.

UNIT
7

Now I can ...

- use words to talk about traveling
- talk about travel and vacation preferences.
- use verbs to talk about transportation and trips.
- talk about reasons.
- make suggestions and give advice.
- give advice in a short comment.

Prove it

Write two kinds of luggage, two places you travel from, and six other vacation words.
Complete these sentences: *When I'm on vacation, I usually ...*
If I can, I always ...
Write five verbs you can use with *bus* or *train*.
Write three reasons why you're learning English. Use *to* or *for*.
Write two ways to suggest a plan for this evening.
Look at your comment from lesson 8.4, exercise 3D. Can you make it better? Find three ways.

UNIT
8

Now I can ...

- use words for fashion accessories.
- compare two things, people, or places.
- use words to describe a person's face and hair.
- compare two or more different things, people, or places.
- ask for and give opinions.
- write a paragraph about an image.

Prove it

Write two accessories you wear on your feet, two accessories you wear around your neck, and five other accessories.
Write sentences to compare these two pairs of things:
sneakers/socks New York/my hometown
Write two words for hair on the face and three words to describe hair.
Complete this sentence: *The _____ (good) place to take pictures in my city is ...*
Write one way of asking for an opinion and one way of giving an opinion.
Look at your paragraph from lesson 9.4, exercise 2D. Can you make it better? Find three ways.

UNIT
9

PROGRESS CHECK

Can you do these things? Check (✓) what you can do. Then write your answers in your notebook.

UNIT 10

Now I can ...

- use words for jobs.
- talk about things that are necessary.
- use words for health problems.
- make predictions
- ask for and offer help.
- write an email giving advice.

Prove it

Write two dangerous jobs, two office jobs, and four other jobs.

Write one thing you have to do and one thing you don't have to do in this class.

Write two phrases for different accidents, two ways you feel when you get sick, and two other health problems.

Complete these predictions:

One day I'll ... I probably won't ... Next year I might ...

Write three different ways of asking about a problem.

Look at your email from lesson 10.4, exercise 2C. Can you make it better? Find three ways.

UNIT 11

Now I can ...

- use phrases to talk about the internet
- talk about experiences
- use verbs to talk about social media
- talk about experiences and give more information.
- make and respond to requests.
- write a comment about an infographic.

Prove it

Write six phrases for things you can do on the internet.

Write about an experience you've had and one you haven't had.

Write three verbs you can use with *videos* and two verbs you can use with *people*.

Write about something exciting you've done. When did you do it?

Write one way to make a request and one way to respond to a request.

Look at your comment from lesson 11.4, exercise 2D. Can you make it better? Find three ways.

UNIT 12

Now I can ...

- use words to describe weather
- ask questions with *be like*.
- use words to describe landscapes
- use *who*, *which*, and *that* to give more information about people and objects.
- ask for and give directions.
- write a simple set of instructions.

Prove it

Write three words to describe hot weather, three words to describe cold weather, and three words to describe wet weather.

Complete the sentences: *What _____ the festival _____ last week? What _____ the weather _____ tomorrow?*

Write two words to describe the landscape near your home, two landscape features that you can't find near your town, and two other landscape features you like.

Complete these sentences: *She's the woman who ...*

That's the picture which ... This is the beach that ...

Write two different ways to ask for directions. Write three different ways to give directions.

Look at your instructions from lesson 12.4, exercise 3D. Can you make them better? Find three ways.

UNIT 1 LANGUAGE SUMMARY

Nouns

People you know

boss
boyfriend
classmates
close friends
couple
girlfriend
grandchildren
granddaughter
grandson
neighbors
roommates

Talking about the people in your life

I'm from Puebla.
I'm not from Bakersfield.
Am I late?
She's a student in Puebla.
He's not my boyfriend.
Is he your classmate?
We're close friends.
They're not close friends.
Are you my new neighbor?

Using possessive adjectives

He's my brother
His name's Jose Luis.
They are our neighbors.
What's your name?
Her name's Marta.
He is their son.
The dog hurt its foot.

Talking about possessions

That's my grandson's bag.
No, sorry. It isn't his. It's mine.
It belongs to me.
Whose water bottle is this?
It's not ours. I think it's hers.

Everyday things

candy bar
cash
driver's license
gum
hairbrush
hand lotion
keychain
mirror
receipt
tissues
umbrella
water bottle

Greeting someone for the first time

Good morning. Are you Robert?
Pleased to meet you.
Great to meet you, too.

Greeting someone you know

Long time, no see.
Great to see you again!
It's really good to see you.

Starting conversations

Do you know anybody here?
How do you know Raquel?
Are you a friend of hers?

Showing interest and surprise

Wow!
Seriously?
Is it really?
Are you really?

Insider English

pretty
pretty good

Glossary

internship

Useful phrases

Do you agree?
Me, too!
Same here!
Not me.
I don't.
I think ... because ...
What's your favorite ... ?
Do you like ... ?
What's your ... called?
Do you have a/an ... ?
When is ... ?
Where are your ... from?

UNIT 2 LANGUAGE SUMMARY

Nouns

Work and study

calendar
document
files
headphones
keyboard
mouse
notes
outlet
screen
textbook
Wi-Fi

Talking about what people do every day, on the weekend, etc.

I do the laundry and the cooking.
My roommate doesn't do anything.
Do you do the laundry?
Julia sleeps six hours a night.
Julia doesn't need more exercise.
Does Julia sleep a lot?
What does Julia know about her life?
How many steps do you take every day?
How often do you have something to drink?

Talking about your workspace

Those ones are my favorites.
I like that one in the corner.
These ones are very small.
This one has an electrical outlet.

Verbs

Expressions with *do, have, and make*

do some work
do the dishes
do the housework
do the laundry
have a party
have a snack
have free time
have something to drink
make plans
make the bed

Explaining communication problems

I can't hear you very well.
It's my Wi-Fi.
The connection's terrible.
You're breaking up.
There's an echo now.

Checking communication problems

Is that any better?
Can you hear me now?
How about now?
Are you still there?

Solving communication problems

We can try again later.
Let me turn up the volume.
Let me call you, OK?

Asking for repetition

Sorry, can you say that again?
What? I didn't catch that.
Could you repeat that?

Insider English

Sorry, I lost you.
I lost you there for a few seconds.

Glossary

step

Writing your opinion and giving examples

The podcast is very interesting, but ...
I don't believe ...
Another example is ...
Like all the others ...

Giving advice

My advice is ...
Let's choose this app because ...
We think this is a great/helpful/fun app.
We like this app because ...

Useful phrases

I want to ... / I'd like to ...
I find it hard to ...
Is there an app I can use to ... ?
How does it work?
Why do you like it?
My advice is ...
Let's choose this app because ...
We think this is a great/helpful/fun app.
We like this app because ...

UNIT 3 LANGUAGE SUMMARY

Nouns

Sports
athlete
court
fans
field
goal
gym
player
pool
race
team

Verbs

Sports
lose
win
Exercising
climb
jump
lie down
lift
push
sit down
stand up
stretch
throw
turn

Insider English

Guess what!

Talking about what you're doing at the moment

It's getting hot here on the court.
What is he doing now?
The world number one isn't playing well today.
Gomez is leaving the court.

Talking about sports and exercise

Do you exercise much?
I stretch every morning.
What kind of exercise does he/she do?
How often does he/she exercise or play sports?
Why does he/she like ... ?

Asking for information

Excuse me.
We're/I'm looking for ...
Do you know who/where/when/what/which/how ... ?
Could you tell me who/where/when/what/which/how ... ?
Do you know the price of ... ?
Could you tell me / Do you know what time the ... starts/opens/closes?

Checking information

Do you want a bag for that? They're five cents.
Sorry? Five cents?
The bag, for the T-shirt. It's five cents.
Any questions?

Linking ideas with *and*, *but*, and *so*

There are no bikes at the station, so I'm walking to the subway.
It's 45 minutes to work by bus, but by bike it's 20 minutes.
When I ride a bike, I exercise, and I get there faster.

Useful phrases

... is/are good because ...
... help people to ...
What do you think?
What about ... ?
Where can people ... ?
What time is good for ... ?
How often?
How does it help?
Our program is called ...
It helps people because ...

UNIT 4 LANGUAGE SUMMARY

Nouns

Pop culture

actor
artist
band
concert
director
festival
musician
singer
TV show
video games

Talking about your plans

Comic Con is coming this weekend.
I'm bringing my camera.
Are you going to Comic Con?

Talking about giving and receiving gifts

He always tells me he doesn't want anything.
I never know what gift to get her.
I usually get him something boring.
I buy perfume or clothes, but she never likes them.
I hope he likes it.
I take her to a movie, but she doesn't want to watch it.
Mom and Dad never know what gifts to get for me and my brothers.
They usually buy us books or a watch.
This year we're asking them for gift cards.

Gifts

bouquet of flowers
candle
candy
gift card
jewelry
perfume
phone charger
purse
speakers
sweatshirt

Making and responding to invitations

Would you like to come?
I'd love to.
Sorry, I can't.
I wish I could, but ...
We can meet you at a quarter after / at the subway station.
Let's meet at the pizza place / later.
See you there!
See you soon.

Making general excuses

I don't know. I have homework and stuff.
I'm not sure. I have family visiting and things.
Maybe, but I'm getting ready to go on vacation and everything.

Insider English

No way!

Glossary

costume
fangirl

Writing an online event announcement

Scientists from the museum are presenting ...
Our team of top chefs is also cooking ...
Two local artists are painting ... You can paint them, too.
We have music as well. Local bands are playing ...

Useful phrases

What do you think of ... ?
What's a typical gift from our town?
I love this gift because ...
We're buying ... because ...
We're spending \$20 on ...
I think so, too.
Good idea.
I like that idea a lot.

UNIT 5 LANGUAGE SUMMARY

Adjectives

Opinion and feeling

amazing
angry
cool
crazy
dangerous
fun
horrible
loud
perfect
proud
strange
tired

Talking about events in your life using the simple past

I visited the ocean for the first time in my life.
It was my first marathon.
I ran a red light and hit another car.
My friends weren't with me.

Asking questions using the simple past

Did he die in 1989?
No, he didn't. He died in 2011.
Did he come from Argentina?
He didn't come from Argentina.

Verbs

Life stages

be born
become a grandparent
buy a car
buy a house or apartment
get a job
get married
graduate from college
have a baby
learn to drive
meet your future wife/husband
retire
start school

Congratulating and sympathizing with people

Congratulating

Congratulations!
Great job!
You did really well.
That's great news!

Sympathizing

I'm so sorry.
That's terrible! Talk about bad luck.
Never mind.
Don't worry about it. It's not the end of the world.

Checking your understanding

You mean ... ?
So, you mean ... ?
Do you mean ... ?
I thought you said ...
I meant ...

Glossary

marathon
run a red light

Writing a comment

Agreeing with an online post

I know the feeling, ...
Absolutely!
You're so right.

Disagreeing with an online post

Interesting, but ...
No way!
Are you kidding?

Useful phrases

The picture shows ...
What does it say about ... ?
I can't find the answer. Where does it tell you about ... ?
Our group read about ...
After that ... / Then ... / Later ...
They all traveled/survived/worked ...
I thought his/her story was really sad/inspiring/interesting.
I liked this story most because ...

UNIT 6 LANGUAGE SUMMARY

Nouns

Shopping

(shopping) cart
cash register
checkout
customers
department store
grocery store
price
sale
sales clerk
shelf

Planning a shopping trip

This year I'm going to buy a TV.
Are you going to buy that?
We're going to shop online in the future.
We're not going to come back next year.

Talking about shopping habits

I go grocery shopping most weekends.
I now had many items in my cart.
I went after work to get some eggs for dinner.
I counted 12 things but no eggs.
All the nice desserts were on the middle shelf.
There were none left.

Verbs

Money

borrow
cost
lend
pay back
return
save
sell
shop online
spend
waste

Describing what you want in a store

What do you call them in English?
I don't know the word in English.
How do you say that in English?
You ... with them.
They're like ...
It's a thing for ...
You use it to ...

Asking for words in English

What do you call it/them in English?
How do you say that in English?
What's the English word for ... ?

Insider English

I get it.
Got it!

Glossary

give away
snack
subscription

Writing a script for a vlog

When you buy a new shirt, sell or give away an old one.
Don't buy snacks at the theater. Go to a store to buy them before you go.
If you only need a suit for a job interview, ask a friend to lend you one.

Useful language

Maybe a ... / What about a ...
... would be useful
I have an idea for a ...
That sounds great!
I love that idea!
My favorite idea was ...
Who's going to talk about ... ?
We're going to tell you about our new idea ...
People are going to love it because ...
It's really simple/useful/fun
We think it's going to make lots of money.

UNIT 7 LANGUAGE SUMMARY

Nouns

Food items

avocado
burger
cereal
chili / chili pepper
corn
jam
lettuce
noodles
onion
pasta
peanut butter
pepper
salmon
salt
strawberry
yogurt

Talking about food

How many chilies?
How much rice?
a lot of chilies/rice
some chilies/rice
a few chilies
not many chilies
too many chilies
a little rice
not much rice
too much rice

Designing a food truck

I usually can't stand waiting in line.
I always want to try new food.
I don't mind waiting here.
You need to try their fries.

Adjectives

Describing food

bitter
boiled
delicious
fresh
fried
grilled
raw
roasted
sour
spicy

Explaining what you want in a restaurant

Taking an order

Are you ready to order?
Can I get you a dessert / something to drink?

Ordering food

I'll have the ... , please.

Asking questions about food

What do you recommend?
What does it come with?
What kind of ... does it come with?

Checking with the customer

Was everything OK for you today?

Asking for the check

Can I have the check?

I mean

I mean, I don't eat any meat.

Insider English

hot

Glossary

dairy
recipe

Writing a comment about an online article

Giving an opinion

I think it's a great idea.
If you ask me, it's like ...
I don't think it's ...
For me, ... is too expensive.

Useful phrases

I'd like that.
I wouldn't like that.
My brother is a vegetarian/vegan.
My friend is allergic to ...
Let's invite ...
The party will take place in ...
We'll have ... on the menu.
I really like that idea.
I'd love to come to your party!
It sounds like fun!
We think you're going to love this.
What do you think of ... ?

UNIT 8 LANGUAGE SUMMARY

Nouns

Vacations

airplane
backpack
bus station
check-in counter
guidebooks
maps
suitcase
tour bus
tour guide
tourists

Discussing what to do in your town

I'm always happy to help if my guests want a local guide.
When I'm with my guests, I always have a good time.
If you stay in someone's house, you get a good idea of life there.

Talking about a trip

They take this trip once a year to visit their grandparents.
They bring books and toys to keep the children happy.
We stopped for lunch.

Verbs

Transportation

catch the bus
change buses
drop (the children) off
get into a taxi
get off the bus
get on the train
get out of a car
miss the train
pick up (passengers)
take the bus

Giving advice and making suggestions

How about going to ... ?
Why don't you go to ... ?
Should we take a taxi/bus?
You could ...
You should take the ...

Responding to advice and suggestions

That's a great idea.
That would be great.
Perfect!

Echo questions

The hotel shuttle to the airport leaves every 30 minutes.
Sorry, the hotel shuttle leaves how often?
There's a concert in the park tonight.
Wait, there's a concert where?

Insider English

If you take the bus, it takes 30 minutes.
When you take the subway, it takes 15.

Writing advice

I think it's a good idea to ...
It's a great idea to ...
You could also offer to ...
I think it's also very important to ...
It's a good way to ...
It worked for me!
It really helped!

Useful phrases

It looks like a ...
What can we do there?
Let's go to ...
What do you want to do there?
I suggest ...
Why don't we eat/watch/play ...
First, we ...
After that ...
Then ...
Next ...
Finally ...

UNIT 9 LANGUAGE SUMMARY

Nouns

Fashion accessories

belt
bracelets
earrings
gloves
necklace
scarf
sneakers
socks
sunglasses
tie

Face and head

beard
mustache

Comparing workplaces

Everything is more modern than at my old office.

The dress code is a lot less formal.

The weather is worse than at home.

The money is better.

It's colder, wetter, windier.

Talking about people in photos

Isn't he the cutest little baby?

He was the most sensitive child.

Why do you always show people the worst pictures of me?

This is the best one of all.

Adjectives

Face and head

bald
curly grey (hair)
dark straight (hair)
light (hair)
pierced ear

Asking for an opinion

What do you think of this?

How do you feel about ... ?

Do you like it?

Giving a positive opinion

It looks nice.

I prefer the other one.

It's perfect!

That one is better.

Giving a negative or neutral opinion

Don't you think it's kind of bright?

I guess.

I'm not sure.

Isn't it a little formal/casual?

I guess

Don't you think these shoes go perfectly with this dress?

I guess, but I like your brown sandals with it, too.

Insider English

Does this belt go with these pants?

Glossary

casual

formal

Writing a paragraph describing a photo

My image shows ...

The most important thing in my image is ...

The car is driving on a ...

There are no other ... in the image.

Useful phrases

In my opinion ...

I'd say that ...

I love ads with ... because ...

I think those ads are funny/cute/annoying/stupid.

Let's do/choose/think about ...

I think we should ...

Our ad starts with ...

People are going to remember our ad because ...

UNIT 10 LANGUAGE SUMMARY

Nouns

Jobs

accountant
architect
call center worker
dentist
engineer
IT specialist
lawyer
mechanic
nurse
paramedic
photographer
physical therapist
police officer
project manager
receptionist

Talking about how to avoid something

You have to ...

You don't have to ..., but it's better if you do.

Making predictions about your future

Will you be OK?

I'll be fine.

I won't need anything.

You might have a headache later.

You may need something for that.

Verbs

Health problems

bang your head
break your leg
catch a cold
catch the flu
cut your finger
cut yourself shaving
have a fever/sore throat
have a headache/toothache/
stomachache
hurt your back
twist your ankle

Describing a problem and asking for help

Offering help

How can I help you?

What do you want me to do?

Asking for information about the problem

What's wrong?

What's the matter?

Where exactly does it hurt?

What happened?

Asking someone for help

Can you get it for me?

I need something for ...

Describing symptoms

My chest/head/stomach hurts.

I have pain here / in my back / in my tooth.

It hurts here.

It's like / It feels like

It's like something is squeezing my head.

It feels like my throat is blocked.

Insider English

The pain is killing me.

Glossary

device
microbe
speakers
square inch

Writing an email to your future self

I'm writing this email because ...

Who will ... ?

Will I ... ?

Do I ... ?

Does it ... ?

Anyway, I really just want to say that ...

By the way, you're ...

Useful phrases

What do you think of ... ?

I prefer ...

I think we should ...

Let's do/choose/think about ...

We can talk about ...

Our show will be in ...

The contestants will have to ...

It will be exciting to watch because ...

UNIT 11 LANGUAGE SUMMARY

Verbs

Internet phrases

add someone as a friend
build a website / an app
change your password
check your messages
click on a link
join a group
make a video
message someone
open a social media account
swipe left/right

Talking about what you've done, and what you've never done

I've made lots of videos.
I've added 200 people as friends.
Have you ever wanted to go back in time?
I've never been happier!

Talking about what you've done, and giving more details

Have you ever made a video that went viral?
What was it about, and when did you make it?

Social media

block
bookmark
download
follow
go viral
like
log in
search (for)
share
upload

Making and responding to requests

Asking someone to do something

Would you mind (looking at my phone)?
Can you / Could you (fix it)?

Asking for permission

Do you mind if I (use your phone)?
Can I / Could I (take a few more photos)?

Accepting

Sure.
No problem.
Yeah, that's fine.

Refusing

I'm afraid not.
No, I'm sorry.

Remembering words

What's his/her name?
What do you call it/them?

Insider English

The battery is dead.
My phone died.

Writing comments about an infographic

I always thought ...
I think it's interesting that ...
Who cares?

Useful phrases

Have you heard of ... ?
I really like watching his/her/their videos because ...
I have a good idea.
I think we should ...
How about ... ?
This is our video.
That's really cool/funny/interesting.
You've done a really good job!
I think you'll be famous one day!

UNIT 12 LANGUAGE SUMMARY

Nouns

Extreme weather

blizzard
drought
flood
hurricane
snowstorm
thunder and lightning

Landscapes and cityscapes

cave
cliff
coast
fountain
glacier
rainforest
rocks
skyscraper
stadium
statue
stream
tower
valley
waterfall

Talking about the weather

What was the weather like?
It was freezing and so windy.
It was hot and sunny.

Describing places, people, and things

Everyone who/that takes this trip falls in love with our beautiful country.
We have tour guides who/that speak English and Spanish.
You'll get on a boat which/that goes to ...
You can learn about the animals which/that live here.

Adjectives

Weather

boiling
cloudy
cold
extreme
foggy
freezing
hot
humid
rainy
snowy
stormy
sunny
wet
windy

Asking for directions

Excuse me, we're looking for ...
We need to get to the nearest ...
Are we going in the right direction?
Excuse me, can you help us, please?
We're lost.

Giving directions

You need to go back the way you came.
Turn left/right after ...
At the next intersection turn left/right.
Walk for a couple of miles / Walk three blocks ...
... and you'll see the ... ahead of you / on your left/right.
The ... is right there.
Keep walking toward ... and you can't miss it!

Correcting yourself

Well, actually ...
No, wait ...

Insider English

You can't miss it.

Writing simple instructions

First, choose ...
Then, decide ...
Next, go to ...
Now, go ...
Finally, ...

Useful phrases

I'd really like to go there because ...
It looks exciting/pretty/amazing.
It's similar to where I live.
Where do you want to talk about?
Have you ever been to ... ?
Do you know ... well?
We think tourists would love ... because ...
This place is really special to me because ...

STUDENT'S BOOK AUDIO SCRIPTS

Track 1.19

Lesson 2.4, page 18, Exercises 1B and 1C

Neil This week's question is from Luis in Honduras. How can you be successful in business? Bethany, what answers do you have for us?

Bethany Well, Neil, there's a book called *The 7 Habits of Highly Effective People*, by Stephen R. Covey. In his book, Covey says that, one, these people are independent; two, they think about the future; three, they know what is important; four, they –

Neil But we know what they think. Can't you tell us what they do? What are their habits, their daily routines?

Bethany OK, sure. Well, they get up early every day; 5 o'clock is normal. Tim Cook often gets up at 4:30 and is at the gym by 5.

Neil That figures.

Bethany They don't wear normal clothes for businesspeople. Seth Godin wears socks of different colors.

Neil OK ...

Bethany They often have interesting hobbies. Warren Buffett plays the ukulele –

Neil The what?

Bethany The ukulele, you know, like a small guitar. Sergey Brin does acrobatics, like circus acrobatics. But a lot of them have one thing in common.

Neil What?

Bethany The way they set their phones at night. Sheryl Sandberg, and some of the others on our list, doesn't look at her phone at night. She needs to relax after a day at work.

Neil So the habits of successful business people ...

Bethany Mostly, they're all different.

Track 1.20

Lesson 2.4, page 18, Exercise 1D

Neil Bethany, can you tell us about their jobs? Why are these people "highly effective"?

Bethany Yes, Neil. Let's see, Tim Cook is the big boss at Apple Inc. He runs the company.

Seth Godin is a businessperson. Now he writes books about business.

Warren Buffett is very, very rich. He makes a lot of money every year, but he also *gives away* a lot of money to help people.

I think our listeners know Sergey Brin. He and his friend Larry Page are the big bosses at Google.

And Sheryl Sandberg is a big boss at Facebook.

Neil Well, thank you, Bethany. Let's take a break. When we return, listeners can call our show and ask questions ...

Track 1.28

Lesson 3.3, page 27, Exercises 2A and 2B

Customer Could you tell me how much this T-shirt is, please?

Assistant It's \$35.

Customer That's fine. I'd like to take it.

Assistant Sure. Do you want a bag for that? They're five cents.

Customer Sorry? Five cents?

Assistant The bag. For the T-shirt. It's five cents.

Customer Oh! Five cents for the bag. No, thanks. I don't need a bag. Just the T-shirt.

Track 1.29

Lesson 3.3, page 27, Exercise 2C

1

A Could you tell us where the away fans sit?

B Sorry? The away fans?

A Yes, the fans of the visiting team.

2

A Could you tell me where I can get some snacks?

B Sorry? Snacks?

A Yeah, you know, something small to eat, like potato chips or nachos, or something.

3

A Excuse me. We're looking for the food truck.

B Sorry? The food truck?

A You know, where you can get something to eat before the game.

4

A Do you know when half-time is?

B Sorry? Half-time?

A The break in the game when the players rest for a bit.

5

A Could you tell me how much the jerseys are?

B Sorry? The jerseys?

A Yes, the sports shirts the players wear in the game.

Track 1.32

Lesson 3.4, page 28, Exercises 1C and 1D

- Jon** It's 7:45 in the morning, and I'm standing with my EcoBici bicycle at a bicycle station near the Zócalo, in Mexico City. I'm from New York, another big, busy city, and I don't bike there – I think it's way too dangerous! But Marcelo, who rides to work every day here, wants me to ride with him, to show that this is a great way to get around here. I'm not so sure! Here's Marcelo now ...
- Jon** Hi, Marcelo.
- Marcello** Hi, Jon.
- Jon** Thanks for taking me with you on your bike ride to work.
- Marcello** No problem. How are you feeling?
- Jon** Terrified.
- Marcello** Don't worry, we'll be fine. Let's get going. Follow me.
- Jon** This is scary. Really, really scary.
- Jon** It isn't really for tourists, is it, the EcoBici scheme?
- Marcello** It's for people who live here, mostly. It's a really quick way to get around town.
- Jon** How do you use it?
- Marcello** To get from the bus stop to my office near the Paseo de la Reforma.
- Jon** So. It's quite a distance ...
- Marcello** Yes, but it's really quick by bike. Look at all the cars we're passing.
- Jon** Yes, this is basically an enormous traffic jam. Exactly like New York.
- Marcello** Be careful!
- Jon** Wow!
- Marcello** Are you OK?
- Jon** Yes, I think so. That was close.
- Marcello** Watch the cars when they turn right. They don't always see you, and they just keep driving.
- Jon** When they turn right. OK. I'll watch out for that. Are there any problems with the program?
- Marcello** Not really. The main problem is that sometimes there aren't any bikes at the docking station. But I just walk to the next station. and there are usually one or two bikes there. We're here!
- Jon** Already? That was quick.
- Marcello** Yes, it's a quick trip. Better than the bus.
- Jon** Well, I was wrong: It's a great way to get to work. And I feel very, very awake.
- Marcello** And we're early. Do you want a coffee before we go in?
- Jon** Sure ...

Track 1.44

Lesson 4.4, page 40, Exercises 1B and 1C

- Reporter** We know them from bad dreams and scary movies. Creatures of the night that drink our blood and become vampires! I'm talking, of course, about bats! But not everyone thinks bats are really scary. There is a place where these little animals are very popular. So popular, in fact, that once a year there is a festival to celebrate them. That place is Austin, Texas, and the festival is Bat Fest. Every year, bats from Mexico fly north and spend the summer under the Congress Avenue Bridge in downtown Austin, right under my feet. At the moment it's daytime, so they're sleeping. In a few hours, when the sun starts to go down, it's dinnertime. And these bats are hungry. Together, they eat about 10,000 kilograms of insects in one night. That's what everyone at Bat Fest is waiting for now – the moment when 1.5 million bats wake up, leave the bridge, and fill the evening sky. And I'll be right here to see it. Bats or no bats, Austin is a cool city. It's a college town, so there are a lot of young people. It's also home to music festivals and car racing. People in Austin like to celebrate everything, so why not the bats? But Bat Fest is about more than bats. There's so much happening.

Track 1.45

Lesson 4.4, page 40, Exercise 1D

- Reporter** But Bat Fest is about more than bats. There's so much happening. Later, I'm going to a live concert in the park. Some great bands are playing. There's also a bat costume contest, and I'm speaking to the winners in about an hour. And, of course, I can't wait to try some of the world-famous Texas barbecue.

Track 1.54

Lesson 5.3, page 49, Exercise 2A

- A** I passed my math test.
B Congratulations!
A I passed by five points: I got seven out of a hundred.
B Seven? You mean seventy, right?
A Yes! Seventy! I meant seventy. Sorry. Seventy out of a hundred.
B That's fantastic!

Track 1.62

Lesson 6.3, page 59, Exercise 2A

- Sales clerk** Hi there. How can I help you?
Customer I need something for my sleep. To help me sleep.
Sales clerk Umm. Sleeping pills?
Customer No. To help me sleep when I'm on a plane. For the noise.
Sales clerk Got it. Ear plugs.
Customer Sorry?
Sales clerk Ear plugs. You put them in your ears.
Customer Yes, that's it. What do you call them in English?
Sales clerk Ear plugs.
Customer Ear plugs. Thank you.
Sales clerk You're very welcome.

Track 1.66

Lesson 6.4, page 60, Exercises 1C and 1D

1

Narrator Omi, Tokyo

Omi I work in a café in Hokkaido, Japan. It was the long New Year's weekend a couple of years ago. There were these four young American women on vacation who came in every day. They wanted to go skiing, but they didn't know that the banks were all closed because it was a holiday weekend. Also, none of their ATM cards worked in Japan. They had about \$50 in cash. That's it. So they spent their time in my café, drinking coffee all day. I gave them free refills. Anyway, there was a regular customer in the café, a really nice retired man. He noticed the tourists and asked for their story. Then he lent them some money to buy food. They were very happy. And they paid him back when they returned to the U.S.

Lesson? When you travel, check that the banks will be open.

2

Narrator Rosa, New York

Rosa I left my bag in the back of a taxi one time. My wallet had all my credit cards and ID cards in it and about \$60 in cash. The bag was a gift from my grandmother, and I really liked it. I was really sad about losing it more than anything.

Three weeks later I received a package in the mail with my bag inside! My wallet and all my cards were there, but no cash. I was actually really happy that I got my bag back!

Lesson? Some things, like memories, are more important than money.

3

Narrator Anonymous, Washington D.C.

Man When you're a United States senator, people think that you know what you're doing, right? Well, even senators make mistakes. Look at Senator Richard Burr. He used his card to get money from the ATM in the Senate building in Washington, D.C. He asked the people he was with – a group of reporters – to look away when he entered his PIN. Then he put the money in his wallet, put the wallet back in his pocket, and walked away. The problem? He left his card in the ATM. And the reporters were very quick to write about it. Oops! Senator Burr, if you're listening, an assistant took your card, and it's in your office.

Lesson? Pay attention when you're at the ATM!

Track 2.07

Lesson 7.3, page 71, Exercises 2A and 2B

Server Are you ready to order, sir?

Customer What do you recommend?

Server The pasta is delicious today.

Customer Is there any meat in the pasta? I'm a vegetarian.

Server There's a little meat in the sauce, but not much.

Customer I mean, I don't eat any meat.

Server No meat?

Customer No, none.

Server Got it. Hmm ... Well, the salad is also very good, sir.

Track 2.14

Lesson 8.3, page 81, Exercises 2A and 2B

A Hello. Do you know something we can do today? The weather's terrible.

B How about going to the mall, sir?

A Going where?

A The mall. It's just outside of town.

B Hmm, maybe. Is it close by?

A It's a 30-minute taxi ride.

B Oh! That's far. Any other ideas?

A You could go to the museum. It opens at 10:00, so you don't have long to wait.

B Wait, it opens at what time?

A At 10:00. It's only two blocks away.

B Yes, we'll do that. Thank you!

Track 2.17

Lesson 8.4, page 82, Exercises 1B and 1C

1 Well, I guess learning the language is really important. And when you join a language club, or find a conversation partner, you can learn very quickly. That's what I did. And it helped me meet people and make friends, too.

2 Make sure you have somewhere comfortable to live. If you can, try and find a place before you go, at least for the first two or three weeks. If you have any family friends or contacts in the country, ask them to help. Ask them about local customs, too, so you don't do anything impolite by accident. People are usually very happy to help if you ask!

3 Read a lot about the place you're going to before you go. Read guidebooks and blogs. Look at maps of the city, and the bus and train lines. You'll definitely feel more confident if you know your way around and don't have to ask anybody for help.

4 Don't spend too much time working or studying! Make time to explore your new home. Find activities that you can do with other people. If you like hiking, join a hiking club. If you like photography, why not take a photography course? It's a great way to make new friends. And that's really important when you're far from home.

Track 2.24

Lesson 9.3, page 91, Exercises 2A and 2B

Fiona Do you like these sunglasses?

Sam I prefer these. They go better with your hair.

Fiona I think they're kind of big.

Sam How do you feel about these?

Fiona They're OK, I guess.

Track 2.33

Lesson 10.3, page 103, Exercises 2A and 2B

- A** Good morning, sir. How can I help you?
B Morning. I need something for my foot.
A What's the matter, exactly?
B It's my big toe, on my left foot. It hurts a lot. It feels like I kicked something really hard.
A What happened? Did something fall on it?
B No. Actually, I think it's my new shoes. I think they're too small.
A Oh. Well, here is some cream that might help. And wear sandals for a couple of days.

Track 2.41

Lesson 11.3, page 113, Exercises 2A and 2B

- A** Would you mind looking at my laptop?
B Sure.
A I dropped it, and it's broken.
B Which part's broken?
A The part at the front. Where you read things. What do you call it?
B The screen?
A Yes, the screen.

Track 2.50

Lesson 12.3, page 123, Exercises 2A and 2B

- A** Excuse me, I need to get to the train station, but I'm lost. Can you help me?
B Sure! So, on the map, we're here. And you want to get to the train station, which is there. What you need to do is, at the next intersection, turn left, and then walk a block.
A Turn left and walk one block.
B Well, actually, I think it's two blocks. Then turn left, walk two blocks ... No, wait, it's two, three, four blocks.
A Four blocks?
B Walk four blocks, and the station's right there on the left.
A On the left.
B No, wait. From this direction, it's on the right.
A On the right. Definitely on the right?
B Yes. On the right. You can't miss it.
A We'll see! Thank you very much.

Track 2.53

Lesson 12.4, page 124, Exercises 1B and 1C

- Host** In today's show we ask the question: What is guerrilla gardening? We invited guerrilla gardener Bruna Andreotti to help us answer that question. Hi, Bruna. Can you tell us what a guerrilla gardener is?
Bruna Yeah, sure. A guerrilla gardener is a person who grows plants in the middle of a city. We use public land that nobody else is using. It can be the ground along a sidewalk, the space between divided roads, or some land in the corner of a parking lot. Anywhere that the land is public, not private.
Host Why do you do it?
Bruna Oh, we're just ordinary people who love our neighborhoods, and we want to make them nicer to live in. And it has a really positive effect. When places have nice plants and flowers, people don't throw their trash there. There's much less litter than before. And people feel better about their neighborhood. They sit outside on the street more and chat with their neighbors. It's a good thing!
Host So, are there organized groups who do this? How does it work?
Bruna Yes, there are groups. I'm a member of a group here in Toronto. We plant along sidewalks, and we also have a community garden in a local park. We grow fruit and vegetables, which means we spend less money at the grocery store. But it's not just about that. It's about working together to do something good for our city and our community.

PHOTOCOPIABLE ACTIVITIES

Grammar teacher's notes	T-178
Grammar activities	T-185
Vocabulary teacher's notes	T-209
Vocabulary activities	T-217
Speaking teacher's notes	T-241
Speaking activities	T-245

- There is a **Grammar activity** for each lesson 1 and 2 of the Student's Book.
- There is a **Vocabulary activity** for each lesson 1 and 2 of the Student's Book.
- There is a **Speaking activity** for each unit of the Student's Book, which encompasses the grammar and vocabulary points of each unit.

Teacher's notes for photocopiable activities:

GRAMMAR

1.1 WHO'S WHO?

page T-185

Be; possessive adjectives

35 minutes

- **Prepare** Make one copy of the chart for each student. Cut out the sentences, one sentence for each student. Students can share sentences or have several sentences, depending on the size of the class.
- **Introduce** Ask Ss some questions about their apartment/house and neighbors. *Is your apartment big? Are your neighbors nice?*
- **Do the task** Give each S a sentence strip.
- Ss go around the class, reading aloud their sentences and filling in the chart. The first S to complete the chart correctly is the winner.
- Circulate and answer any language questions.
- **Review** Go through the chart with Ss for them to make sentences about each person without reading the sentences.
- Say some sentences about the chart. Ask Ss to say if they are true or false, correcting the false ones. *Pablo is Russian.* (No, he isn't. He's Mexican.)

Answers

Maria: 8; yes; Argentinian; actress
David: 9; yes; American; student
Pablo: 6; no; Mexican; teacher
Carmen: 5; no; Spanish; doctor
Anton: 7; yes; Russian; office worker

1.2 WHOSE IS THIS?

page T-186

Possession

35 minutes

- **Prepare** Make one copy of the worksheet for each group of three students.
- **Introduce** Ss come to the front of the class and put some objects on the desk. Ask Ss questions about the objects. *Whose pink cell phone is this? Is the apple Alex's?*
- **Do the task** Put Ss into groups of three and give each S a card. Tell Ss that the family is at the airport, but their bag is too big for the plane.
- Ss ask one another questions to find out what belongs to whom. For example: *Whose book is it?* (It's Maria's/the mother's.) *Is it Maria's book?* (Yes, it's hers.)
- Circulate and make sure Ss are using possessive forms correctly.

- When Ss have finished, tell them the family can only take six things in their bag. Ss must decide what the family can take.
- **Review** Tell Ss to cover up the completed chart. Ask Ss questions to see how much they can remember. *Whose driver's license is it? Is it Maria's hairbrush?*

2.1 SIMPLE PRESENT DOMINOES

page T-187

Simple present for habits and routines

35 minutes

- **Prepare** Make one copy of the worksheet for each group of three students. Cut up the squares into dominoes. To save cutting up, students could take turns making connections between the starts and ends of sentences. For example: *A lot of people don't ... eat in bed.* Then cross out the ones that they use. The last student to make a connection is the winner.
- **Introduce** Tell the class some simple present sentences about yourself and ask them to say if they are true or false. For example: *My son often has eggs for breakfast. My daughter helps me.*
- **Do the task** Give each group a set of dominoes to divide equally among them.
- Ss take turns putting a domino next to another so that the start of the sentence at the bottom of one combines with the end of the sentence at the top of the next, and so on. The combination must make sense and be grammatical.
- The first player to use all his/her dominoes is the winner. Circulate and make sure Ss are making meaningful and grammatical sentences.
- **Review** Tell Ss to take turns taking a domino and making a new start of the sentence for the top and a new end of the sentence for the bottom. *(I sometimes) drink tea. / A lot of people (work on the weekend).*

2.2 THIS ONE OR THAT ONE?

page T-188

This / that one; these / those ones

35 minutes

- **Prepare** Make one copy of the worksheet for each student.
- **Introduce** Point to the nearest corner of the room and say *Go to this corner if the grammar in the sentence is OK.* Point to the farthest corner of the room and say *Go to that corner if the grammar in the sentence is not OK.*
- Say aloud correct/incorrect sentences. For example: *I want these water* (incorrect – this water). See if Ss move to the right corner. Correct the sentences when necessary.

- If the classroom is small, rather than go to corners, tell Ss to *Raise this hand* (left) for correct sentences and *Raise that hand* (right) for incorrect sentences.
- Ask Ss what is important to have in an office (e.g., good Wi-Fi) and what is nice but not as important (e.g., a TV).
- **Do the task** Put Ss into pairs. Explain that they have \$2,000 to buy things for their new office.
- Ss go through the pairs of pictures and choose whether they will buy *this/that one* or *these/those ones*. Monitor and make sure Ss are using the target language.
- Pairs explain their choices to another pair.
- **Review** Tell Ss to draw a picture of their new office and then present it to the class using the target language. For example: *This is our computer, and that is our desk in the corner.*

3.1 IS PABLO PLAYING SOCCER?

page T-189

Present continuous

35 minutes

- **Prepare** Make one copy of the worksheet for each pair of students. Cut into A and B parts.
- **Introduce** Tell Ss to write down five things that their family and friends are doing now. For example: *My brother is playing tennis*. Put Ss into pairs to compare sentences and ask follow-up questions. *Is he a good tennis player?*
- **Do the task** Put Ss into pairs and give each half a worksheet.
- Tell Ss they must choose the words in italics from the left chart to make a present continuous sentence to answer their partner. For example: (Student A) *Pablo is playing basketball*.
- Ss take turns guessing their partner's sentence by making a present continuous question from the right chart by choosing the words in italics. For example: (Student B) *Is Pablo playing basketball?* If a S guesses correctly, he/she puts a check mark by his/her partner's sentence. If he/she guesses incorrectly, he/she puts X next to his/her partner's sentence.
- Monitor and make sure Ss are using the present continuous correctly. The winner is the S who has the most check marks.
- **Review** Ss turn over their papers. Read aloud the subjects of the sentences. For example: *Kim and I*. Ss try to remember the end of the sentence.

3.2 GRAMMAR RACE

page T-190

Simple present and present continuous

35 minutes

- **Prepare** Make one copy of the worksheet for each pair of students.
- **Introduce** Read aloud some simple present and present continuous sentences that are grammatically incorrect. For example: *She plays soccer now*. Tell Ss to write down the sentences in the correct form. For example: *She is playing soccer now*.
- **Do the task** Put Ss into pairs.
- Ss take turns going through the game board.
- At each square, Ss say the sentence, and their partner should check the answer. (If there is disagreement, they should ask the teacher.)
- Monitor and make sure Ss are choosing the right sentences, using the correct form, and checking answers.
- The first pair to finish the race with all sentences correct is the winner.
- **Review** Read aloud some sentences from the game and ask Ss to put them into either the simple present or present continuous and explain why.

4.1 WHAT ARE YOU DOING ON MONDAY?

page T-191

Present continuous for future plans

35 minutes

- **Prepare** Make one copy of the worksheet for each group of three students. Cut into A, B, and C parts.
- **Introduce** Put Ss into pairs. Ss ask each other five questions to guess what activities their partner is doing this weekend. For example: *Are you going to the gym?* See which S gets the most "yes" answers.
- **Do the task** Put Ss into groups of three.
- Tell Ss they need to meet at the shopping center to buy a present for another friend. This will take one hour, and the stores are open from 9 a.m. to 7 p.m.
- Ss try to find a time when they can all meet by asking each other questions using the present continuous for future plans. For example: *What are you doing on Monday at 3 o'clock?* Monitor and make sure Ss are using the present continuous correctly. Check that Ss have found a time when they can all meet. (4 p.m. on Thursday)
- **Review** Ss look at all the information. Read aloud a student letter, day, and time, for example: *C, Friday, 10 a.m.* Ss must say what they are doing at that time. For example: *I'm seeing my doctor*. As an extension, Ss can make their own real timetables for next week and decide when to meet.

4.2 ARE YOU KIND?

page T-192

Object pronouns

35 minutes

- **Prepare** Make one copy of the worksheet for each student.
- **Introduce** Introduce the idea of being kind by asking Ss: *What do you do on your best friend's birthday? Do you buy him/her a present? Send him/her a card? Do nothing? Ask What does a kind person do?*
- **Do the task** Ss work individually to complete the answers with the correct object pronouns.
- Check answers with the class.
- Ss work in pairs to take turns reading the situations and the possible answers to each other. Each S should circle the letter that corresponds to their partner's answer.
- Monitor and make sure Ss are using the right form in their answers.
- At the end, Ss count up the number of A, B, and C answers and check what this means in the key.

Answers

- 1 A him B him C him
- 2 A her B her C her
- 3 A her B her C her
- 4 A him B him C him
- 5 A her B her C her
- 6 A it; him B it; him C him; it
- 7 A it; her B it C it; her
- 8 A it; them B them C them; it

- **Review** Put Ss into groups to go through the questions one by one, covering up the three answers and trying to remember them. As an extension, ask Ss to write two more questions for the quiz with a set of answers and ask other Ss.

5.1 FIVE YEARS AGO ...

page T-193

Simple past

40 minutes

- **Prepare** Make one copy of the worksheet for each pair of students. Cut into A and B parts.
- **Introduce** Write this chart on the board and fill it in with information that is true about you.

	Now	Five years ago
Where I live		
Where I work		
Music I like		
Free time		

- Ask Ss to use the information to make sentences about your life now and five years ago. For example: (free time) *Now you play the guitar. Five years ago you learned French.*

- **Do the task** Put Ss into A and B pairs.
- Ss take turns reading aloud sentences about Carlos and Lorenza now and then reply by saying what their life was like five years ago. For example:
Student A: *Now Carlos lives in Lisbon.*
Student B: *Five years ago he lived in Porto.*
- Monitor and make sure Ss are using the simple past correctly.
- **Review** Ss tell each other what their life was like five years ago. Ss must find and tell the class three things that were the same for both of them. For example: *I had a car, and Mario had a car.*

5.2 THE LIFE OF TARSILA DO AMARAL

page T-194

Simple past negative and questions

35 minutes

- **Prepare** Make one copy of the worksheet for each pair of students. Cut into A and B parts. If possible, find pictures of Tarsila do Amaral's art on the internet to show students.
- **Introduce** Put Ss into pairs to tell each other about the life of someone in their family.
- **Do the task** Give out the worksheets and put Student As together and Student Bs together in small groups.
- Ss read their texts and work in their groups to make the six simple past questions. Tell Ss that they should write *yes/no* questions. Circulate and help with any problems. If Ss are struggling, give them the key words in the questions. For example: *Tarsila / born / small town.*

Questions

Student A

Was Tarsila born in a small town?

Did she learn French in Brazil?

Did she love European art?

Was Oswald her future teacher?

Did they travel together to many places in Brazil?

Did she buy a house in 1938?

Student B

Was Tarsila born in 1886?

Did she move to Madrid in 1920?

Did she visit many countries in Europe?

Did she meet Oswald in 1923?

Was Oswald a good photographer?

Did she use bright colors in her art?

- Put Ss into pairs. Ss ask each other the six questions to choose the correct word or phrase. Demonstrate with a stronger S. Monitor and make sure Ss are forming simple past questions correctly.
- **Review** Ss cover up the text. Ask Ss questions about the text: *Did Tarsila come from São Paulo?*

6.1 ARE YOU GOING TO HAVE AN AMAZING WEEKEND?

page T-195

Be going to

40 minutes

- **Prepare** Make one copy of the worksheet for each student.
- **Introduce** Ask Ss to write down three things that they are going to do the next day and three things they are not going to do. Put Ss into pairs to compare.
- **Do the task** Give each S a worksheet. Explain that (+) points are for interesting plans, and (-) points are for boring plans.
- Ss add four more possible plans for the weekend to the bottom of the chart. They should put a check mark in the *You* column if they are going to do these things this weekend.
- Put Ss in groups of four. (Columns can be added or taken away from the chart to make groups bigger or smaller.)
- Ss ask each other questions to complete their charts. For example: *Dima, are you going to go shopping?* Ss should use short answers, *Yes, I am* or *No, I'm not*. Monitor and make sure Ss are asking questions with *be going to* and answering with short answers. At the end, see which S in the group has the most points and is going to have the most interesting weekend.
- **Review** Ask Ss to report about other Ss in their group. For example: *Gabriella isn't going to order a pizza.*

6.2 WHAT DID YOU BUY?

page T-196

Determiners

35 minutes

- **Prepare** Make one copy of the worksheet for each group of six students. Cut into six parts.
- **Introduce** Put Ss into large groups. Ask *Who likes coffee?* Ss ask each other and then report back to the class using determiners. For example: *Some of us like it.* Repeat with other questions.
- **Do the task** Put Ss into groups of six and give each a shopping card. Each S asks all other Ss in the group: *What did you buy?*
- Ss put a check each time another S in their group says one of the items on their list. For example: If three Ss bought a video game, they should put three checks.
- When Ss have asked all members of their group what they bought, they should make sentences using determiners. For example: *All of us bought candy.*

Suggested answers

All of us bought candy. (six checks)
Most of us bought headphones. (five checks)
Many of us bought perfume/a sweatshirt. (four checks)
Some of us bought a video game. (three checks)
None of us bought a TV.

- **Review** Ss ask their group about things they bought on their last trip to the grocery store and then, using determiners, report back to the class. For example: *All of us bought bread.*

7.1 TOO MANY CHILIES

page T-197

Quantifiers

40 minutes

- **Prepare** Make one copy of the worksheet for each student.
- **Introduce** Put Ss into large groups. One S should begin, *I went to the store and I bought (some lettuce).* The next S should repeat the sentence, adding a quantifier and food item, *I went to the store and I bought some lettuce (and a few chilies).* Ss take turns repeating and extending the sentence with a quantifier and food item until one S can't remember the whole sentence or makes a mistake with the quantifiers or nouns.
- **Do the task** Give each S a worksheet. With weaker groups, go through all the food words and make sure Ss know whether they are count or non-count nouns.
- Say *avocados, salt, corn, burgers, jam, and eggs* and ask *Which number is this? (7)*
- Repeat with different combinations of food words to match the eight patterns until Ss understand how the chart works.
- Put Ss into pairs. Ss take turns reading aloud to each other six food words that match one of the eight patterns. Their partner gets one point for saying the correct number; two points for repeating back the list of food words with these quantifiers; and five points for making a sentence with one of these food words and quantifiers.
- The first S to get 40 points is the winner.
- Monitor and help as necessary.
- **Review** Say a number and ask Ss to tell you six food items that match that line number in the chart. To extend the task, introduce new count and non-count nouns (not just food) from earlier in the book.

7.2 THE DINNER PARTY

page T-198

Verb patterns

40 minutes

- **Prepare** Make one copy of the worksheet for each student.
- **Introduce** Tell Ss to write a chart with two columns in their notebooks: verb + *to* + verb and verb + verb + *-ing*. Dictate to them the verbs *forget, enjoy, would like, hate, love, can't stand, hope, prefer, want, don't mind*, and ask Ss to write them in one or both columns. (verb + *to* + verb: *forget, would like, hate, love, hope, prefer, want*; verb + verb + *-ing*: *enjoy, hate, love, can't stand, prefer, don't mind*)

- **Do the task** Ask Ss if they like dinner parties and who they would like to invite to their next party.
- Ss work in pairs to complete the profiles with the correct verb forms.
- Check answers with the class.

Answers

1 exercising 2 stretching 3 listening/to listen
 4 going * 5 going/to go 6 to get 7 having/to have
 8 spending/to spend 9 shopping/to shop
 10 walking/to walk 11 driving/to drive 12 going / to go
 13 to learn 14 watching 15 working
 16 helping/to help 17 choosing/choose*
 18 going/to go 19 playing/to play 20 to meet

*to does not need to be repeated here if used in the previous answer.

- Ss work with their partners to write their own short profiles. Ss should use the verbs *like, love, etc.*, from 7.2.
- Tell Ss that they are going to have a dinner party with the six people from the profiles. They should decide who is going to sit next to whom around the table.
- Give an example: *Pablo loves to go to the movies and prefers seeing movies in English. Ask Ss, What kind of person would like to sit next to Pablo?*
- **Review** Pairs share their seating plans with the class. Ask Ss to give reasons for their answers.

8.1 WHAT DO YOU DO WHEN THE WEATHER IS BAD?

page T-199

If and when

35 minutes

- **Prepare** Make one copy of the worksheet for each pair of students. Cut into A and B parts.
- **Introduce** Say some sentence headers with *if/when* and ask Ss to continue them. For example: *If I go on vacation in summer, ... When it is my birthday, ...*
- **Do the task** Put Ss into pairs. Tell them to take turns asking and answering questions. When they answer, they should use *if/when* sentences. Ss may choose from the phrases in the box if they want to. Demonstrate with a stronger S:
 T: *What do you do when the weather is bad?*
 S: *When the weather is bad, I lie in bed.*
- Monitor and make sure Ss are using the grammar correctly.
- **Review** Ss make three sentences about their partner using *if* or *when* and tell the class.

8.2 TIC-TAC-TOE

page T-200

Giving reasons using to and for

40 minutes

- **Prepare** Make one copy of the worksheet for each pair of students.
- **Introduce** Ask Ss to write down six reasons why tourists would like to visit their town/country. For example: *They come to visit the sights / They come for the good food.* Put Ss into groups to compare.
- **Do the task** Elicit the rules of the game tic-tac-toe by drawing a grid on the board.
- Put Ss into pairs and give them a copy of the worksheet.
- The two Ss choose X or O and take turns choosing a square and completing the sentence with *to + verb* or *for + noun* (sometimes both are possible). For example: *We're going to the café to have a drink / We're going to the café for coffee.*
- If the S completes the sentence correctly, he/she writes X or O in the square.
- The first S with three Xs or Os in a row, horizontally, vertically, or diagonally, is the winner.
- Ss play two more games to decide on an overall winner.
- **Review** Pairs work together to write three sentences with *to + verb* and three with *for + noun*. They present the sentences to the class.

9.1 WHICH IS BETTER?

page T-201

Comparative adjectives

35 minutes

- **Prepare** Make one copy of the worksheet for each pair of students. Cut up into cards.
- **Introduce** Put Ss into pairs. Ask them to talk about where they work or study and make comparisons. For example: *The dress code in my office is more formal.*
- **Do the task** Put Ss into pairs and give each pair a set of cards. Tell Ss to put cards upside down in a pile.
- Explain that the cards are all different companies and that the cards have categories showing what it is like to work there.
- Write the categories on the board (with supporting language, if necessary): (has) *casual dress code*, (has) *nice manager*, (has) *friendly coworkers*, (has) *modern office*, (there is) *interesting work* (at my company), and (is) *near the subway*. Explain that each category has a star rating (*) on the card, so having more stars is better.
- Tell each S to take one card from the upside-down pile. Ss must not look at the cards yet.
- One S chooses a category and guesses how the company is better than his/her partner's company. For example: *My company has a nicer manager.*

- Both Ss then turn over their cards and check the star ratings to see who is right. For example: Delia and Daughter (***) would beat Business Brothers (**).
- If the S is right, he/she keeps both cards. If the S is wrong, his/her partner keeps both cards. If the categories have the same rating, the Ss put both cards back.
- Ss continue to take turns selecting cards, choosing a category, saying how their company is better, and then checking.
- Monitor and make sure Ss are using comparatives correctly. The winner is the S who has the most cards when all the cards have been used.
- **Review** Ask Ss to work in groups with all the cards and choose which company is better than the others.

9.2 THE BEST DAY OF MY LIFE

page T-202

Superlative adjectives

35 minutes

- **Prepare** Make one copy of the game board for each group of four students. Enlarge the board if possible. Each group will need a dice. If you don't have dice, use coins – one side of the coin = move one square, the other side = move two squares.
- **Introduce** Read aloud some of the adjectives from the worksheet on the board. Ss must repeat and add the superlative form. For example: *long – longest, beautiful – most beautiful.*
- **Do the task** Put Ss into groups of four. Tell groups to take turns rolling the dice, moving forward on the board, and using the superlative form of the adjectives to make and answer the questions using superlative forms. For example: *What is the worst picture of me? My worst picture is my passport photo. It's terrible!*
- If the S gets the superlative form wrong in his/her question or answer, he/she has to move back to his/her original square. Monitor and make sure Ss are using superlatives correctly.
- **Review** Ask Ss some of the questions on the board, and ask follow-up questions. For example: *A: My proudest moment was when I graduated from college. B: Great! How did you celebrate?*

10.1 DO YOU HAVE TO WORK OUTDOORS?

page T-203

Have to

40 minutes

- **Prepare** Make one copy of the worksheet for each pair of students. Cut up the job cards.
- **Introduce** Say some statements about a job with *have to / don't have to*. Ss have to guess the job. *I have to work long hours. I don't have to work outdoors. I have to be friendly. I have to go to college and have special training. I have to work with children and adults. (a nurse)*

- **Do the task** Put Ss into pairs. Give each pair a question card and a set of job cards placed face down. Ss take turns taking a jobs card.
- One S chooses from his/her list of questions and asks the other S ten questions with *have to* to guess the job on the jobs card. The other S answers *Yes, I (sometimes) do*, or *No, I don't (usually)* for each question. *A: Do you have to drive a lot? B: No, I don't.*
- At the end of the ten questions, the S asking questions must name the job.
- Monitor and make sure Ss are using *have to* and short forms correctly.
- **Review** Ss take a jobs card and make five statements about their job with *have to / don't have to*. (*I have to sit down a lot.*) The other Ss have to guess the job.

10.2 DO YOU WORRY ABOUT THE FUTURE?

page T-204

Making predictions

45 minutes

- **Prepare** Make one copy of the worksheet for each student.
- **Introduce** Read aloud these future predictions. Ss should give their opinion using *will, won't, may, might; probably, possibly, maybe*.
Everyone in the world will speak English.
We will be healthier.
There won't be any paper books.
- **Do the task** Ss work individually to write the sentences in the correct order.
- Check answers with the class.

Answers

- A We will work 15 hours a day.
B Technology might make work easier.
C We won't work at all.
- A We won't have any free time.
B It will probably be the same.
C We will do what we want.
- A There won't be any cars.
B Maybe we will use buses and trains more.
C Everyone will have their own airplane.
- A There probably won't be any food in the stores.
B We might do all our shopping online.
C We won't need to go shopping at all.
- A It will be very expensive to go to college.
B More people will probably study in another country.
C School and college will be free for everyone.

- Put Ss into pairs. Tell them to take turns reading aloud the future predictions and listening to their partners' opinions about them.
- Ss work with their partners to make more predictions about vacations, health, homes, and movies and music.
- **Review** Pairs tell the class their predictions. Do they all agree?

11.1 HAVE YOU EVER ... ?

page T-205

Present perfect for experience

35 minutes

- **Prepare** Make one copy of the worksheet for each pair of students.
- **Introduce** Put Ss into pairs. Ask them to talk together and find three things that they have both done and three things that they have both never done.
- **Do the task** Put Ss into pairs. Tell them to take turns starting from *play a video game* and asking each other questions using the present perfect of the phrases in the flowchart. For example: *Have you ever played a video game?* Their partner should reply in the present perfect: *Yes, I have.*
- If the answer is yes, they follow the *yes* arrow in the flowchart to the next diamond and ask that question. If the answer is no, they follow the *no* arrow to the circle and see how many points their partner has.
- Continue until both partners have a points total. The S with the most points has done the most in his/her life. See which S in the class has the most points/experience.
- **Review** Ask Ss some questions and follow-up questions from the flowchart.

11.2 FIND SOMEONE WHO ...

page T-206

Present perfect and simple past

35 minutes

- **Prepare** Make one copy of the worksheet for each student.
- **Introduce** Write this dialog on the board:
 - *Have you ever seen a basketball game?*
 - *Yes, I have.*
 - *Did you enjoy it?*
- Explain that *Did you enjoy it?* is a follow-up question.
- Elicit other possible follow-up questions.
- **Do the task** Give each S a worksheet. Briefly elicit the question form needed to find the information: *Have you ever messaged the wrong person?* Tell Ss that when they find someone who has done the things on the worksheet, they should write the S's name and ask a follow-up question.
- Elicit possible follow-up questions for two more questions.
- Ss work in pairs to write follow-up questions. Circulate and answer language questions.
- Ss walk around the class asking questions and writing the names and extra information.
- **Review** Ask Ss to give you information about their classmates. For example: *Carlos has never missed a plane, but he has traveled to another country. He visited the U.S. with his sister last summer.*

12.1 WHAT'S IT LIKE?

page T-207

Be like

40 minutes

- **Prepare** Make one copy of the worksheet for each student.
- **Introduce** Say some replies to *What (be) _____ like?* questions. Ss must say a *What (be) _____ like?* question that matches.
 - It's nice and hot.* (What's the weather like?)
 - It was fantastic! I had a great time.* (What was your last vacation like?)
 - She spoke English really well, and we all loved her lessons.* (What was your English teacher like?)
- **Do the task** Ss read the topics individually and put X next to ten topics that they would like to ask their partner about.
- Ss take turns asking *What (be) _____ like?* questions about the ten topics and giving answers.
- Monitor and make sure Ss are using the grammar correctly. If Ss finish early, tell them to choose more questions. To extend the activity, put Ss into new pairs and tell them to choose new questions to ask each other.
- **Review** Ask Ss to report back what they learned from their partners. *Andrei's cell phone is quite old, but he likes it and doesn't want a new one.*

12.2 GUESS MY WORD

page T-208

Relative pronouns: *who, which, that*

40 minutes

- **Prepare** Make one copy of the worksheet for each group of students. Cut into cards.
- **Introduce** Tell Ss some definitions with the relative pronouns *who, which, and that*. Ss must guess the word.
 - This is something that opens a door.* (a key)
 - This is a thing for sports that you hit or throw.* (a ball)
 - This is a person who learns something in school or college.* (a student)
- **Do the task** Put Ss into groups. Give each group a set of cards.
- Ss take turns taking a card and giving a definition of that word, using the relative pronouns *who, which, and that*. For example: *This is something that you drink. It is a thing that is in rivers and seas.* (water) The S who guesses the word takes the card.
- Monitor and make sure Ss are using relative pronouns accurately.
- Ss continue until there are no more cards left. The S who has the most cards at the end is the winner.
- **Review** Choose some words and ask Ss to give definitions. Ask Ss how the definitions could be clearer. As an extension, ask Ss to think of their own words and explain them to other Ss.

1.1 GRAMMAR

WHO'S WHO?

Read your sentence to your classmates. Listen to their sentences and complete the chart.

Name	Maria	David	Pablo	Carmen	Anton
Apartment number					
Is it nice?					
Nationality					
Job					



The student is American.

The woman from Spain is a doctor.

Anton is Russian.

Apartment 8 is nice because it is big.

Carmen is from Spain.

The office worker is Russian.

Maria is in apartment 8.

Apartment 9 is fantastic!

The name of the man in apartment 6 isn't David or Anton.

Pablo is Mexican.

Anton is a close neighbor of Pablo and Maria.

Apartment 6 isn't nice. It's very small.

The person in apartment 9 is from Detroit.

Apartment 5 isn't nice. It's very old.

David is a close neighbor of Maria.

The actress is Argentinian.

The Mexican is a teacher.

The name of the person in apartment 5 is Carmen.

Maria is an actress.

Apartment 7 is great.

1.2 GRAMMAR

WHOSE IS THIS?



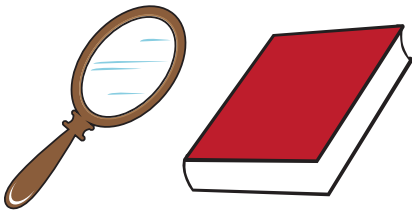
Student A

A Ask questions to find out what belongs to who.

Whose umbrella is this?

Who does the gum belong to?

B The family can only take six things. Decide what they can take.



	Maria (mom)	Paul (dad)	Roberto (son)	Antonia (daughter)
a driver's license	X			
a computer				
an umbrella				
candy bars				X
tissues				
a hairbrush				
hand lotion			X	
a bottle				
gum				
a phone				
a book				
a mirror		X		

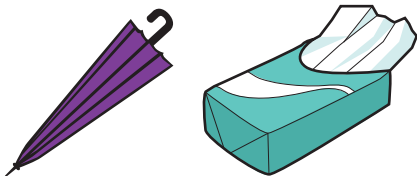
Student B

A Ask questions to find out what belongs to who.

Whose computer is this?

Who does the hand lotion belong to?

B The family can only take six things. Decide what they can take.



	Maria (mom)	Paul (dad)	Roberto (son)	Antonia (daughter)
a driver's license				
a computer				
an umbrella		X		
candy bars				
tissues				
a hairbrush				X
hand lotion				
a bottle				
gum			X	
a phone				
a book	X			
a mirror				

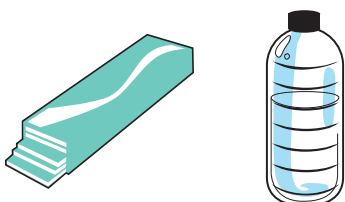
Student C

A Ask questions to find out what belongs to who.

Whose gum is this?

Who does the mirror belong to?

B The family can only take six things. Decide what they can take.



	Maria (mom)	Paul (dad)	Roberto (son)	Antonia (daughter)
a driver's license				
a computer			X	
an umbrella				
candy bars				
tissues	X			
a hairbrush				
hand lotion				
a bottle		X		
gum				
a phone				X
a book				
a mirror				

2.1 GRAMMAR

SIMPLE PRESENT DOMINOES

need more exercise.	loves parties.	work on the weekend.	make the bed.	go by train?	read English books.	has eggs for breakfast.
A baby usually	Carla never	My son often	Does Sam usually	Samantha usually	My mother doesn't usually	Sixty percent of Americans
sleeps 16 hours a day.	eats chocolate.	do the dishes?	work in the evening.	sends me a text.	drinks a lot of tea.	have big parties.
Doctors don't usually	People usually	I sometimes	My English teacher	Do they sometimes	He often	My best friend
like fast food.	sleeps at night.	usually calls me.	works at night.	have snacks.	drink tea.	makes plans.
I never	Does your boss	Children usually	They usually	My daughter	A lot of people	Does he
do anything on the weekend.	help us.	meets me.	calls us.	works every day.	speak English there.	helps me.
Nice people usually	Our neighbor usually	Our grandson often	She never	My classmate	My boss often	He never
has snacks.	work at night?	have an umbrella?	have fast food.	sometimes visits me.	do the housework.	does the housework.
Fifty percent of women	Andrei never	Tom sometimes	I sometimes	A lot of people don't	Diana never	Does your sister usually
say please.	have tea for breakfast?	has breakfast.	reads my messages.	eat in bed.	watch TV.	has tissues.
Maria sometimes	You never	They often	Our cat never	Does she often	John never	I usually

2.2 GRAMMAR

THIS ONE OR THAT ONE?

You have \$2,000 to buy things for your new office. Look at the pictures and prices, and decide which ones you want.

This one / these ones?	or	That one / those ones?
<p>\$400</p> 		<p>\$600</p> 
<p>\$100</p> 		<p>\$50</p> 
<p>\$500</p> 		<p>\$350</p> 
<p>\$100</p> 		<p>\$50</p> 
<p>\$200</p> 		<p>\$300</p> 
<p>\$250</p> 		<p>\$350</p> 
<p>\$20</p> 		<p>\$100</p> 
<p>\$100</p> 		<p>\$300</p> 

3.1 GRAMMAR

IS PABLO PLAYING SOCCER?



Student A

Choose one of the words in *italics* for each box in the “You” chart. Then use the words in the “Your partner” chart to make questions in the present continuous. Can you guess your partner’s sentences?

You

Pablo	play <i>basketball / soccer</i>
Teresa	<i>watch / play</i> tennis
I	<i>look for / drive to</i> the gym
Jo and Tom	<i>go to / go home from</i> the gym
We	<i>win / lose</i> the match
You	<i>run home / up the stairs</i>
The fan	<i>watch / take a photo of</i> the team
They	<i>listen to / talk about</i> the match

Your partner

The manager	<i>meet / call</i> the athlete
Ronaldo	<i>read / write</i> a book
Kim and I	<i>play soccer / basketball</i>
She	<i>buy / sell</i> a Barcelona shirt
You	<i>lose / win</i> the race
They	<i>leave the court / field</i>
I	<i>do / think about</i> some exercise
The athlete	<i>take a photo / have lunch</i>



Student B

Choose one of the words in *italics* for each box in the “You” chart. Then use the words in the “Your partner” chart to make questions in the present continuous. Can you guess your partner’s sentences?

You

The manager	<i>meet / call</i> the athlete
Ronaldo	<i>read / write</i> a book
Kim and I	<i>play soccer / basketball</i>
She	<i>buy / sell</i> a Barcelona shirt
You	<i>lose / win</i> the race
They	<i>leave the court / field</i>
I	<i>do / think about</i> some exercise
The athlete	<i>take a photo / have lunch</i>

Your partner

Pablo	play <i>basketball / soccer</i>
Teresa	<i>watch / play</i> tennis
I	<i>look for / drive to</i> the gym
Jo and Tom	<i>go to / go home from</i> the gym
We	<i>win / lose</i> the race
You	<i>run home / up the stairs</i>
The fan	<i>watch / take a photo of</i> the team
They	<i>listen to / talk about</i> the match

3.2 GRAMMAR

GRAMMAR RACE

Work in pairs. Take turns going through the board, completing the sentences with the simple present or present continuous of the verbs in parentheses.

START 	Tim _____ up at 6:00 every morning. (wake)	We _____ hot in the gym now. (get)	Tom _____ he is a great player. (think)	Oh, no! My team _____! (lose)	Manuel _____ to the pool again. (go)
I _____ to the gym now. (go)	Athletes _____ a lot. (stretch)	They _____ badly today. (play)	He always _____ down after lunch. (lie)	She _____ six steps and jumps. (take)	I usually _____ to my coach. (listen)
She _____ well today. (play)	Messi _____ from Argentina. (come)	The players _____ English and Spanish. (speak)	The players _____ lunch now. (have)	Goal! Mexico _____! (win)	It _____ and there is no match. (rain)
Shhh! We _____ tennis! (watch)	I _____ about the game. (think)	My parents _____ a lot of sports on TV. (watch)	Guess what! I _____ next to Roger Federer! (sit)	I _____ golf a lot. (play)	The fans _____ a lot of noise today. (make)
Maria _____ to podcasts about sports. (listen)	They _____ to the game on the radio now. (listen)	We usually _____ the bus to the game. (take)	He _____ right now! (jump)	I _____ my coach every week. (call)	People _____ to the match now. (drive)
It _____ hot on the court now. (get)	Dima _____ he is a good player. (think)	They _____ well today. (play)	She usually _____ (win)	She _____ down now. (lie)	I _____ to a very good gym. (go)
I _____ ten miles every morning. (run)	We _____ for the fitness class. (look)	The athletes _____ now. (stretch)	She is tired and she _____ down. (lie)	Athletes _____ a lot. (practice)	FINISH 

4.1 GRAMMAR

WHAT ARE YOU DOING ON MONDAY?

Student A

Your friend's birthday is coming soon. You want to meet your other friends to buy a present. The stores are open from 9:00 a.m. to 7:00 p.m. Find a time in the day when you can all meet for one hour to buy the present.

What are you doing on Monday at 3 o'clock?

I'm working.

Monday	Tuesday	Wednesday	Thursday	Friday	Saturday	Sunday
9 a.m.–3 p.m. college 5 p.m. movies	10 a.m.–2 p.m. help mom	9 a.m.–3 p.m. college 4–8 p.m. homework	10 a.m.–1 p.m. library 6 p.m. college soccer match	9 a.m.–3 p.m. college 6 p.m. dinner party	10 a.m.–1 p.m. homework	no plans

Student B

Your friend's birthday is coming soon. You want to meet your other friends to buy a present. The stores are open from 9:00 a.m. to 7:00 p.m. Find a time in the day when you can all meet for one hour to buy the present.

What are you doing on Monday at 3 o'clock?

I'm working.

Monday	Tuesday	Wednesday	Thursday	Friday	Saturday	Sunday
10 a.m.–5 p.m. work	10 a.m.–5 p.m. work	10 a.m.–5 p.m. work	9–11 a.m. housework 1 p.m. lunch with Tim	3–5 p.m. tennis with Sarah		music festival

Student C

Your friend's birthday is coming soon. You want to meet your other friends to buy a present. The stores are open from 9:00 a.m. to 7:00 p.m. Find a time in the day when you can all meet for one hour to buy the present.

What are you doing on Monday at 3 o'clock?

I'm working.

Monday	Tuesday	Wednesday	Thursday	Friday	Saturday	Sunday
visit grandfather (all day)	visit grandfather (all day)	1 p.m. Jane (lunch) 4 p.m. gym	10 a.m. laundry 2 p.m. coffee with Astrid	10 a.m. doctor 3 p.m. movies	no plans	10 a.m. pool

4.2 GRAMMAR

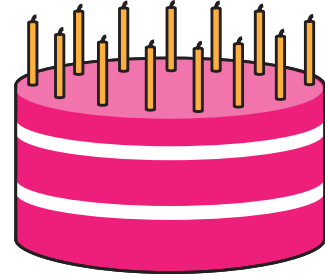
ARE YOU KIND?

Work in pairs. Complete the sentences with object pronouns (*me, you, him, her, it, us, them*). Then ask your partner the questions.

Are you kind?

1 It's your grandfather's 100th birthday tomorrow! What do you do?

- A Give _____ a cake with 100 candles.
- B Call _____ and say "Happy Birthday!"
- C Make _____ a cup of tea. Maybe.



2 Your friend Karen's smartwatch breaks. What do you do?


- A Get a new one for _____.
- B Give _____ your old one.
- C Laugh at _____.

3 Your sister wants to go to a music festival, but the tickets are expensive. What do you do?

- A Buy _____ a ticket.
- B Give _____ some money.
- C Send _____ a selfie from the music festival.

4 Your friend Tim is sick in the hospital. What do you do?

- A Send some flowers to _____.
- B Email _____.
- C Invite _____ to a party.



5 Your old teacher, Ms. Green, is leaving school. What do you do?

- A Buy a big present for _____.
- B Make _____ a card.
- C Ask _____ "How old are you?"

6 Your brother wants a book in English. What do you do?

- A Order _____ for _____ now.
- B Give _____ to _____ on his birthday.
- C Tell _____ to go to the library and read _____.

7 It's raining. You have an umbrella, but your friend Sally doesn't. What do you do?

- A Give _____ to _____.
- B Both go under _____.
- C Sell _____ to _____.

8 You are in a café with two friends. They want to have coffee. What do you do?

- A Get _____ for _____.
- B Order two small coffees for _____.
- C Ask _____ to get _____ for you.



What does your score mean?

Mostly As: You are really kind! I'm sure everyone wants to be your friend. But think about yourself more sometimes.

Mostly Bs: You are quite kind. Not everyone likes you, but your friends say nice things about you.

Mostly Cs: You are not kind at all! You probably eat all the food at parties and don't speak to anybody there.

5.1 GRAMMAR

FIVE YEARS AGO ...



Student A

- A Complete the information about Carlos and Lorenza by saying how their lives are now and how they were five years ago.

Now Carlos lives in Lisbon.

Five years ago he lived in ...

Carlos

Now	Five years ago
lives in Lisbon	
	a girlfriend
is a bank manager	
	French
has a lot of work	
	bed at 1:00 a.m.
plays video games	

Lorenza

Now	Five years ago
lives with her husband	
	at school
goes to the pool	
	a bike
likes classical music	
goes to concerts	
	basketball

- B Tell your partner how your life was five years ago. Find three things that were the same for you.



Student B

- A Complete the information about Lorenza and Carlos by saying how their lives are now and how they were five years ago.

Now Lorenza is an office worker.

Five years ago she was ...

Lorenza

Now	Five years ago
	with her parents
is an office worker	
	the gym
has a car	
	pop music
	festivals
watches soccer	

Carlos

Now	Five years ago
	Porto
has a wife	
	a student
learns English	
	a lot of free time
goes to bed at 11:00 p.m.	
	tennis

- B Tell your partner how your life was five years ago. Find three things that were the same for you.

5.2 GRAMMAR

THE LIFE OF TARSILA DO AMARAL



Student A

Read the text about the life of Tarsila do Amaral. Your partner has the correct information. Ask your partner six questions to find out which word or phrase in *italics* is correct.

Was Tarsila born in a small town?

Tarsila do Amaral was a famous Brazilian artist. She was born in a *small / big* town near São Paulo in 1886, and her parents were rich coffee farmers. Tarsila learned *French / to paint* in Brazil but then moved to Paris in 1920. She studied art there for two years. She visited many countries in Europe, and she loved *European / French* art, but she wanted to paint about Brazilian people and life in Brazil. In 1923 Tarsila met Oswald de Andrade. Oswald was her future *teacher / husband*. He was a very good artist and wanted to work with Tarsila. They traveled together to *many / famous* places in Brazil and painted. Tarsila used bright colors in her art, and it was very beautiful. Tarsila became famous and she traveled all over the world with her art. In *1938 / 1940* Tarsila bought a house in São Paulo and lived and worked there until she died in 1973.



Student B

Read the text about the life of Tarsila do Amaral. Your partner has the correct information. Ask your partner six questions to find out which word or phrase in *italics* is correct.

Was Tarsila born in 1886?

Tarsila do Amaral was a famous Brazilian artist. She was born in a small town near São Paulo in *1886 / 1896*, and her parents were rich coffee farmers. Tarsila learned to paint in Brazil but then moved to *Madrid / Paris* in 1920. She studied art there for two years. She visited many *countries / artists* in Europe, and she loved European art, but she wanted to paint about Brazilian people and life in Brazil. In *1923 / 1925* Tarsila met Oswald de Andrade. Oswald was her future husband. He was a very good *photographer / artist* and wanted to work with Tarsila. They traveled together to many places in Brazil and painted. Tarsila used *bright / dark* colors in her art, and it was very beautiful. Tarsila became famous and she traveled all over the world with her art. In 1938 Tarsila bought a house in São Paulo and lived and worked there until she died in 1973.



6.1 GRAMMAR

ARE YOU GOING TO HAVE AN AMAZING WEEKEND?

- A Add four more possible plans for the weekend to the chart. A lot of (+) points means very interesting plans. A lot of (-) points means very boring plans!
- B Write check marks in the *You* section. Then ask three other students about their weekend plans.



Plan for weekend	You	Student 2	Student 3	Student 4
go shopping (+3)				
spend time with friends (+5)				
order a pizza (+3)				
do housework (-5)				
go to the office (-5)				
go to the gym (+5)				
watch TV (+3)				
play computer games (+3)				
have a birthday (+10)				
go to a party (+5)				
buy or sell a car (+5)				
do your English homework (+5)				
get married (+20)				
(+5)				
(-5)				
(+10)				
(-10)				

- C Add up the points and see who is going to have an amazing weekend.

Points

- 30 + You are going to have an amazing weekend!
- 20–29 You are going to have a fun time.
- 10–19 Your weekend is not going to be excellent, but it's going to be OK.
- Fewer than 9 This weekend is going to be horrible, but maybe next weekend is going to be good?

6.2 GRAMMAR

WHAT DID YOU BUY?

A You bought these things on a shopping trip.

- some candy
- a video game
- a sweatshirt
- some headphones

Ask your group what they bought. Write a check each time they say one of these things:

a video game _____

some perfume _____

some candy _____

a sweatshirt _____

some headphones _____

a TV _____

Make sentences about what your group bought. Use *all*, *most*, *many*, *some*, and *no/none*.

B You bought these things on a shopping trip.

- some perfume
- a sweatshirt
- some candy
- some headphones

Ask your group what they bought. Write a check each time they say one of these things:

a video game _____

some perfume _____

some candy _____

a sweatshirt _____

some headphones _____

a TV _____

Make sentences about what your group bought. Use *all*, *most*, *many*, *some*, and *no/none*.

C You bought these things on a shopping trip.

- some perfume
- a sweatshirt
- some candy
- some headphones

Ask your group what they bought. Write a check each time they say one of these things:

a video game _____

some perfume _____

some candy _____

a sweatshirt _____

some headphones _____

a TV _____

Make sentences about what your group bought. Use *all*, *most*, *many*, *some*, and *no/none*.

D You bought these things on a shopping trip.

- some perfume
- a video game
- some candy
- some headphones

Ask your group what they bought. Write a check each time they say one of these things:

a video game _____

some perfume _____

some candy _____

a sweatshirt _____

some headphones _____

a TV _____

Make sentences about what your group bought. Use *all*, *most*, *many*, *some*, and *no/none*.

E You bought these things on a shopping trip:

- a hat
- a sweatshirt
- some candy
- a video game

Ask your group what they bought. Write a check each time they say one of these things:

a video game _____

some perfume _____

some candy _____

a sweatshirt _____

some headphones _____

a TV _____

Make sentences about what your group bought. Use *all*, *most*, *many*, *some*, and *no/none*.

F You bought these things on a shopping trip:

- some perfume
- some headphones
- some candy
- a hat

Ask your group what they bought. Write a check each time they say one of these things:

a video game _____

some perfume _____

some candy _____

a sweatshirt _____

some headphones _____

a TV _____

Make sentences about what your group bought. Use *all*, *most*, *many*, *some*, and *no/none*.

7.1 GRAMMAR

TOO MANY CHILIES

Choose a row from the chart below. Think of six food words that you can use for each quantifier in that row. Your partner has to say the line number. See the points box for how to score extra points.

burgers, peanut butter, lettuce, chilies, strawberries, pasta

It's row 4!

1 point for saying the correct number
 2 points for repeating back the list of food words with these quantifiers (*too many burgers, not much peanut butter, etc.*)
 5 points for making a sentence with one of these food words and quantifiers (*I eat too many burgers.*)

1	how many	too much	a little	not much	many	a few
2	a few	too many	too much	how much	a little	not many
3	how many	a few	too many	a little	not much	too much
4	how many	a little	too much	not many	a few	how much
5	too much	how many	not much	too many	a few	a little
6	how much	a little	not much	a few	not many	too many
7	too many	not much	a little	how many	how much	a few
8	a little	a few	too much	how many	not much	too much



7.2 GRAMMAR

THE DINNER PARTY

A Read the profiles and choose the correct form of the verbs (*to + verb* or *verb + -ing*).



Sophie Chen

"I'm a soccer player. I don't mind
1 _____ (exercise) a lot,
but I can't stand 2 _____
(stretch). I like 3 _____
(listen) to new music and 4
_____ (go) to concerts."



Marco Silva

"I'm an artist. I like
5 _____ (go) parties. I
don't want 6 _____ (get)
a job. I prefer 7 _____
(have) free time."



Susan Rogers

"I am an actor. I like
8 _____ (spend) money on
clothes. I prefer 9 _____
(shop) in stores rather than online. I
hate 10 _____ (walk). I
love 11 _____ (drive) my
new car."



Pablo Garcia

"I'm a singer. In my free time I love
12 _____ (go) to the
movies. I watch American movies
because I want 13 _____
(learn) more English. I can't stand
14 _____ (watch) sports."




Tanya Petrova


"I'm a department store manager.
I enjoy 15 _____
(work) in a store because I love
16 _____ (help) customers
and 17 _____ (choose)
clothes to sell in my store. In my free
time I like 18 _____ (go)
to art festivals."



Greg Tate

"I'm an English teacher. I hate
19 _____ (play) sports.
I want 20 _____ (meet)
someone famous."





B You and your partner invited these six people to your dinner party. Who is going to sit next to whom around the table?

8.1 GRAMMAR

WHAT DO YOU DO WHEN THE WEATHER IS BAD?

Student A

Ask and answer the questions with a partner. You can use the phrases in the box in your answers.

- 1 What do you do when the weather is bad?
- 2 If you want to go shopping, where do you go?
- 3 When you don't have a guidebook, what do you do?
- 4 What do you do if you don't know where the sights are?
- 5 If the Wi-Fi connection is terrible, what do you do?
- 6 When you have some free time, how do you spend it?
- 7 If there is no phone in your hotel room, what do you do?
- 8 Where do you go when you want to see something really interesting?
- 9 If you don't like the food in the hotel, what do you do?
- 10 When you get home, what do you do?



ask someone	borrow it	do nothing	explore the city
feel great/sad/tired	go hiking	go to a café	go to the pool
lie in bed	plan another vacation	spend time in nature	take a lot of photos
use my cell phone	visit some unusual sights		

Student B

Ask and answer the questions with a partner. You can use the phrases in the box in your answers.

- 1 If your flight is late, what do you do?
- 2 When it rains, what do you do?
- 3 What do you do when you go to a new place?
- 4 If your phone charger doesn't work, what do you do?
- 5 When you want to contact your friends at home, what do you do?
- 6 Where do you go if you want to have a snack?
- 7 What do you do when you have some free time?
- 8 What do you do if you don't have much money?
- 9 When you want to meet new people, what do you do?
- 10 When the vacation ends, how do you feel?

DESTINATION	TIME	STATUS
NEW YORK	1200	LAST CALL
LONDON	1205	LAST CALL
PARIS	1210	BOARDING
SYDNEY	1210	BOARDING
HONG KONG	1215	DELAYED
FRANKFURT	1220	BOARDING
JAKARTA	1325	DELAYED

ask someone	borrow it	do nothing	explore the city
feel great/sad/tired	go hiking	go to a café	go to the pool
lie in bed	plan another vacation	spend time in nature	take a lot of photos
use my cell phone	visit some unusual sights		

8.2 GRAMMAR

TIC-TAC-TOE

Choose a square and finish the sentence with *to* + verb or *for* + *noun*. If the sentence is correct, put an X or O. The first person to get three in a row is the winner.

You can go to the mall to buy a new shirt.

You can go to the mall	Lisa went home	You can borrow my umbrella
She took a taxi	Come with me	I changed trains
We returned to the hotel	Amanda traveled by train	I rented a room

We are waiting	I took some cash	The bus stopped
The tour guide got off the bus	They are visiting Madrid	How about meeting later
We went to the beach	The tourists stopped	We stayed in someone's home

Borrow some money	I'm studying Spanish	She's at the pool
I take a train	I went back to the hotel	We took some cash
I got off the subway	They took a taxi	We're going to the park

9.1 GRAMMAR

WHICH IS BETTER?

<p>ABC Company</p> <p>Casual dress code ★★★★★</p> <p>Nice manager ★★★</p> <p>Friendly coworkers ★★</p> <p>Modern office ★★★★★</p> <p>Interesting work ★★★</p> <p>Near the subway ★★</p>	<p>Jones and Son</p> <p>Casual dress code ★★</p> <p>Nice manager ★★★★★</p> <p>Friendly coworkers ★★★★★</p> <p>Modern office ★</p> <p>Interesting work ★</p> <p>Near the subway ★★★★★</p>	<p>Richard's</p> <p>Casual dress code ★★★</p> <p>Nice manager ★★</p> <p>Friendly coworkers ★★★★★</p> <p>Modern office ★★</p> <p>Interesting work ★★★★★</p> <p>Near the subway ★</p>	<p>Wilson's</p> <p>Casual dress code ★</p> <p>Nice manager ★★★★★</p> <p>Friendly coworkers ★</p> <p>Modern office ★★★★★</p> <p>Interesting work ★★</p> <p>Near the subway ★★★★★</p>
<p>Tomson's</p> <p>Casual dress code ★</p> <p>Nice manager ★★★★★</p> <p>Friendly coworkers ★★</p> <p>Modern office ★★★★★</p> <p>Interesting work ★★★★★</p> <p>Near the subway ★★★</p>	<p>Company X</p> <p>Casual dress code ★★★★★</p> <p>Nice manager ★★</p> <p>Friendly coworkers ★★</p> <p>Modern office ★★</p> <p>Interesting work ★★</p> <p>Near the subway ★★</p>	<p>Arnold's</p> <p>Casual dress code ★★</p> <p>Nice manager ★★★★★</p> <p>Friendly coworkers ★★★★★</p> <p>Modern office ★</p> <p>Interesting work ★★★</p> <p>Near the subway ★★★</p>	<p>The Firm</p> <p>Casual dress code ★★★</p> <p>Nice manager ★★★</p> <p>Friendly coworkers ★★</p> <p>Modern office ★★★★★</p> <p>Interesting work ★★★</p> <p>Near the subway ★★★★★</p>
<p>Your Company</p> <p>Casual dress code ★★</p> <p>Nice manager ★★★★★</p> <p>Friendly coworkers ★★★</p> <p>Modern office ★★</p> <p>Interesting work ★★★★★</p> <p>Near the subway ★★★★★</p>	<p>Company Y</p> <p>Casual dress code ★★</p> <p>Nice manager ★★★</p> <p>Friendly coworkers ★★★</p> <p>Modern office ★★★★★</p> <p>Interesting work ★★</p> <p>Near the subway ★★</p>	<p>Brown's</p> <p>Casual dress code ★★★★★</p> <p>Nice manager ★★</p> <p>Friendly coworkers ★★</p> <p>Modern office ★★★★★</p> <p>Interesting work ★★★★★</p> <p>Near the subway ★★★</p>	<p>Business Brothers</p> <p>Casual dress code ★★★</p> <p>Nice manager ★★</p> <p>Friendly coworkers ★★</p> <p>Modern office ★★★</p> <p>Interesting work ★★★★★</p> <p>Near the subway ★</p>
<p>Company Z</p> <p>Casual dress code ★★</p> <p>Nice manager ★★★★★</p> <p>Friendly coworkers ★</p> <p>Modern office ★</p> <p>Interesting work ★★★★★</p> <p>Near the subway ★★★★★</p>	<p>Green's</p> <p>Casual dress code ★★</p> <p>Nice manager ★★★★★</p> <p>Friendly coworkers ★★★</p> <p>Modern office ★★</p> <p>Interesting work ★★★</p> <p>Near the subway ★★</p>	<p>Samuel's</p> <p>Casual dress code ★★★</p> <p>Nice manager ★</p> <p>Friendly coworkers ★★</p> <p>Modern office ★★★★★</p> <p>Interesting work ★★★</p> <p>Near the subway ★</p>	<p>Delia and Daughter</p> <p>Casual dress code ★★★★★</p> <p>Nice manager ★★★</p> <p>Friendly coworkers ★★★★★</p> <p>Modern office ★★★</p> <p>Interesting work ★★</p> <p>Near the subway ★★★★★</p>




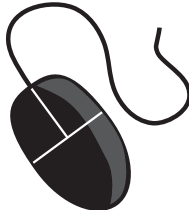





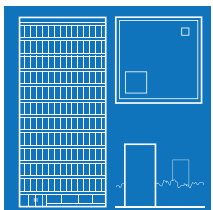


9.2 GRAMMAR

THE BEST DAY OF MY LIFE

40 What is the <i>important</i> day of the year?	41 Who is your <i>big</i> fan?	42 What was your <i>proud</i> moment?	43 What is the <i>good</i> picture of you?	FINISH
39 Who is the <i>old</i> person in your family?	38 What is the <i>strange</i> name you know?	37 Where was your <i>good</i> vacation? 	36 What is the <i>funny</i> joke you know?	
30 What is the <i>boring</i> movie you know?	31 Who has the <i>long</i> hair in the class? 	32 What is the <i>old</i> place in your town?	33 What is the <i>dangerous</i> animal?	34 Who is the <i>interesting</i> person you know?
29 Where can you buy the <i>fresh</i> food?	28 What is the <i>big</i> thing in this room?	27 Who is the <i>beautiful</i> actor?	26 What is the <i>interesting</i> place to have a snack?	25 What is the <i>expensive</i> restaurant in your town? 
20 Who was the <i>great</i> writer? 	21 What is the <i>good</i> time of the year?	22 What was the <i>happy</i> day of your life?	23 Who was your <i>good</i> teacher?	24 Who has the <i>beautiful</i> hair in the class?
19 What is the <i>good</i> day of the week?	18 Who has the <i>cool</i> sneakers in the class?	17 What was your <i>bad</i> subject at school?	16 What is the <i>beautiful</i> place in your town?	15 What is the <i>dangerous</i> sport?
10 What is the <i>strange</i> story you know?	11 What is the <i>big</i> mountain in your country?	12 What is the <i>expensive</i> store in your town? 	13 Who is the <i>young</i> person in your family?	14 Who is your <i>good</i> friend?
9 Who is the <i>good</i> singer in your country? 	8 What is the <i>beautiful</i> thing in your home?	7 What is the <i>cool</i> car?	6 What is the <i>small</i> thing in this room?	5 Who is the <i>nice</i> person in your family?
START	1 What is the <i>bad</i> picture of you?	2 Who was the <i>cute</i> baby in the class?	3 What is the <i>good</i> football team in the world?	4 Who was the <i>great</i> athlete? 

10.1 GRAMMAR

DO YOU HAVE TO WORK OUTDOORS?

chef 	doctor 	police officer 	IT specialist 
taxi driver 	paramedic 	mechanic 	accountant 
zookeeper 	architect 	call center worker 	photographer 

QUESTION CARD

Ask your partner ten questions with *have to* and guess which of these jobs they have. After the ten questions, you must name the job.

accountant architect call center worker chef IT specialist mechanic
 paramedic photographer police officer taxi driver teacher zookeeper

QUESTIONS

- work in an office / outdoors?
- wear special clothes?
- go to college to do this?
- have special training?
- have a license?
- work long hours?
- start work very early?
- work with children / animals?
- use computers a lot?
- face dangers?
- drive a lot?
- stand up / sit down a lot?
- speak English?

Do you have to work outdoors?

10.2 GRAMMAR

DO YOU WORRY ABOUT THE FUTURE?

Put the words in the correct order to make sentences.

Then ask your partner which predictions he/she agrees with.

1 Work

A work / will / We / 15 hours a day.

B work / Technology / make / might / easier.

C won't / We / work / at all.

2 Free time

A won't / have / We / any free time.

B be / probably / It / will / the same.

C will / do / We / what we want.

3 Transport

A be / There / won't / any cars.

B we / Maybe / use / will / buses and trains more.

C have / Everyone / will / their own airplane.

4 Shopping

A won't / There / be / probably / any food in the stores.

B We / do / might / all our shopping online.

C need to / We / won't / go shopping / at all

5 Education

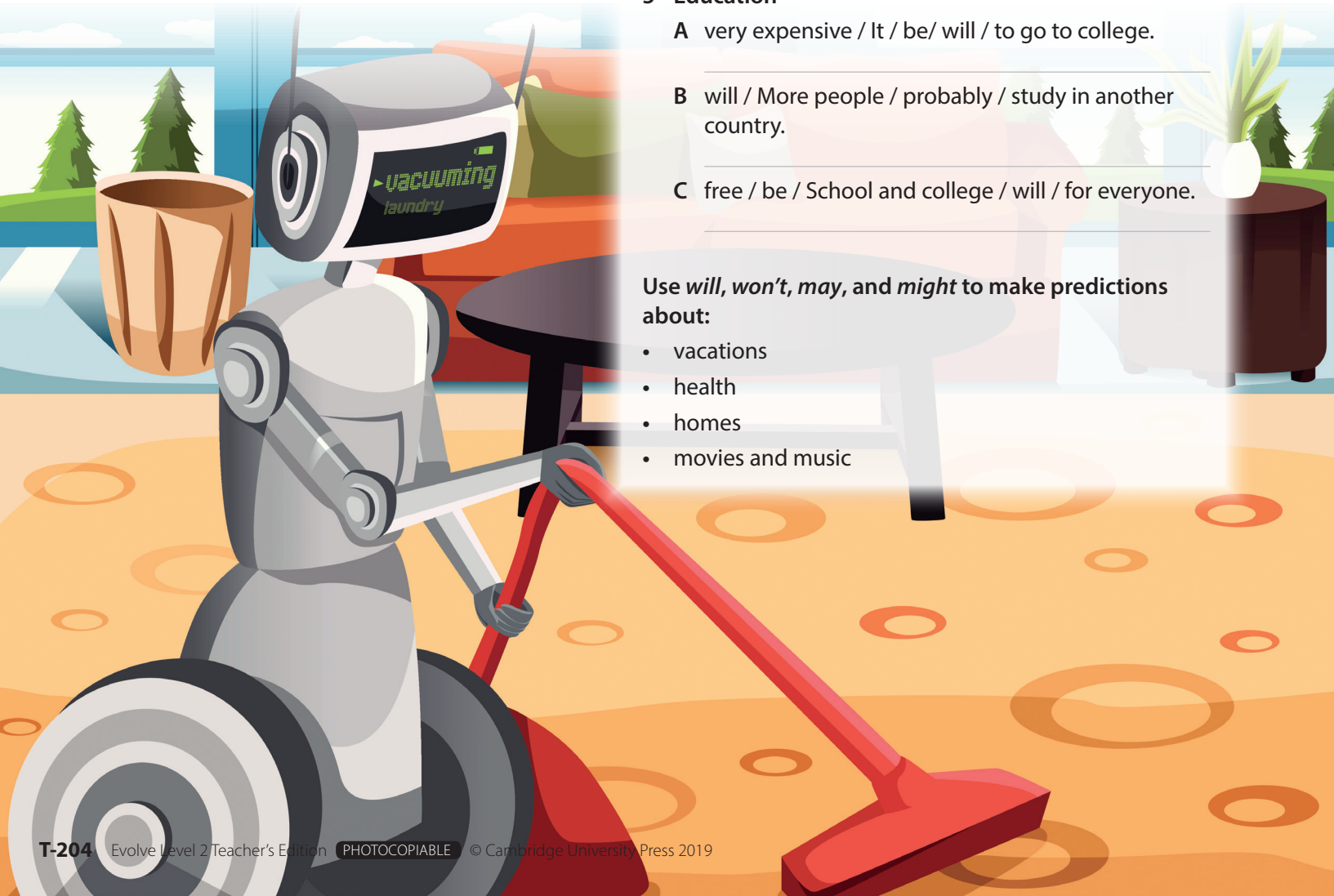
A very expensive / It / be / will / to go to college.

B will / More people / probably / study in another country.

C free / be / School and college / will / for everyone.


Use *will*, *won't*, *may*, and *might* to make predictions about:

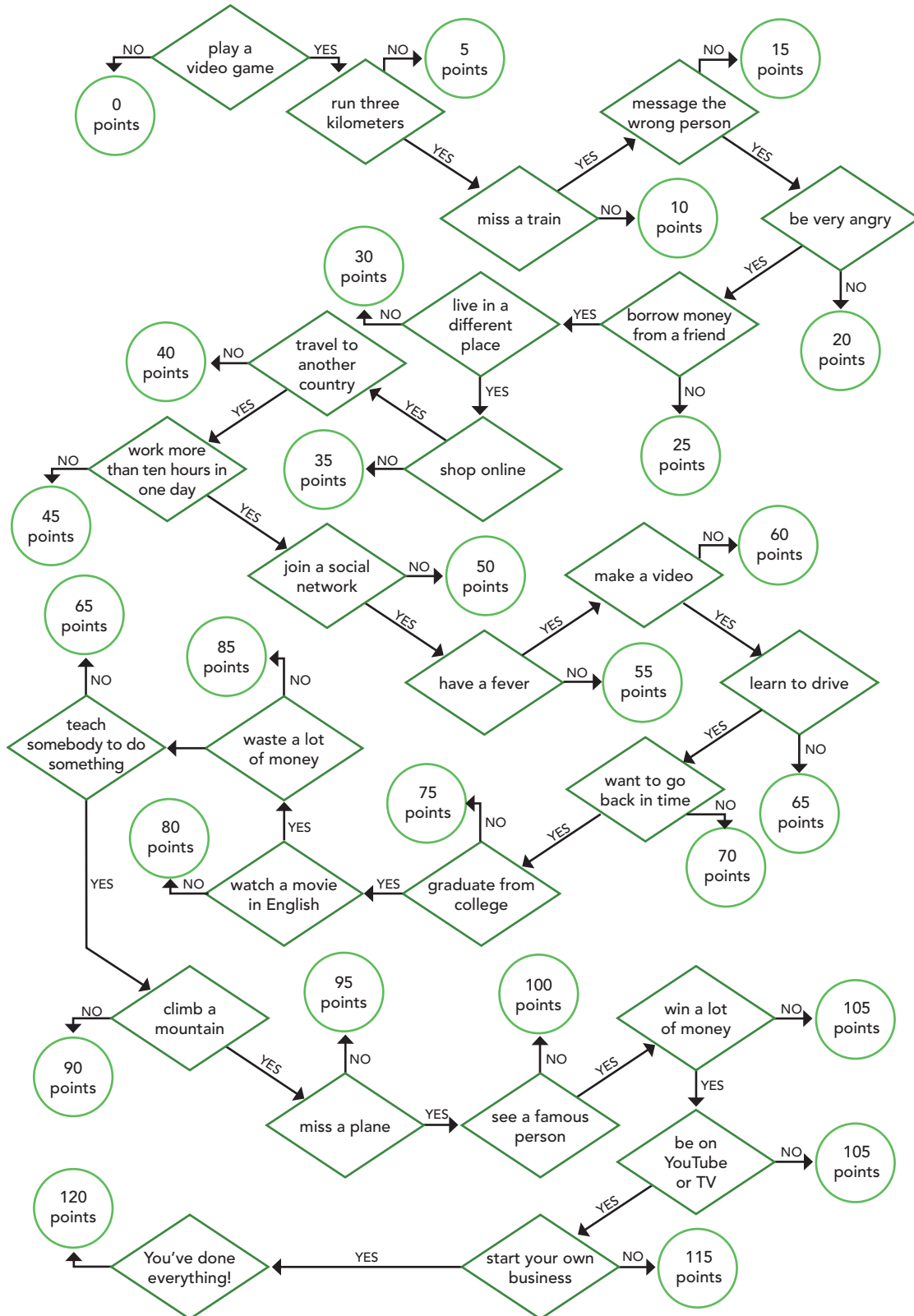
- vacations
- health
- homes
- movies and music



11.1 GRAMMAR

HAVE YOU EVER ... ?

Work in pairs. Follow the flowchart and ask each other questions in the present perfect with the words in the boxes that look like this: 



11.2 GRAMMAR

FIND SOMEONE WHO ...

Find someone who ...	Name	Follow-up question
has messaged the wrong person.		Who did you message?
has eaten something strange.		
has missed a plane.		
has broken an arm or leg.		
has traveled to another country.		
has been to a festival.		
has written an email in English.		
has broken his/her phone.		
has taken a selfie with someone famous.		
has read a whole book in one day.		

12.1 GRAMMAR

WHAT'S IT LIKE?

Choose ten topics to ask your partner a question about. Use *What (be) _____ like?*

What was your last birthday like?

It was cool! I had a big dinner with my family.

the weather
today

your
apartment /
house

your last
birthday

your trip here

your last
vacation

your weekend

your best
friend

The weather
in October

the public
transportation
in your town

your job /
college

your
passport
photo

your favorite
teacher

the food in
your country

your cell
phone

your first day
in this class

your favorite
restaurant

your boss

the weather
yesterday

you / five
years ago

the last
concert you
went to

your grammar

your office /
classroom

your
grandmother

your car

your
neighbors

12.2 GRAMMAR

GUESS MY WORD

water	teacher	sneakers	dentist	shelf
athlete	strawberry	tourist	price	house
tour guide	finger	train	architect	laundry
burger	police officer	socks	beard	grandson
artist	backpack	taxi	cash	umbrella
tissues	photographer	bracelet	sweatshirt	customer
mirror	scarf	musician	textbook	corn
keyboard	earrings	belt	purse	phone charger

Teacher's notes for photocopiable activities:

VOCABULARY

1.1 DESCRIBING PEOPLE YOU KNOW

page T-217

40 minutes

- **Prepare** Make one copy of the worksheet for each student.
- **Introduce** Introduce the idea of anagrams by writing *cehtera* (teacher) on the board. Ask *Ss Is this an English word?* Start to rearrange the letters and encourage *Ss* to shout out the word when they see it. Hand out the worksheets.
- **Do the task** **A** *Ss* rearrange the letters to make words individually and then check with a partner.
- Check answers with the class. Check pronunciation of words, especially those with silent letters, such as *neighbors*, *friends*, and *granddaughter*.

Answers

1 neighbors 2 couple 3 girlfriend 4 boss
5 roommates 6 boyfriend 7 grandson
8 granddaughter 9 close friends 10 classmates
11 grandchildren

- **B** *Ss* complete the sentences using the words in exercise A and then check with a partner.

Answers

1 couple 2 grandchildren 3 close friends 4 neighbors
5 boss 6 girlfriend 7 classmates 8 boyfriend
9 granddaughter 10 roommates 11 grandson

- **C** *Ss* work with a partner to match the pictures to the sentences.

Answers

a7 b11 c5 d8

- **Review** Ask pairs who they think the people are. Ask them how they know (age/gender of people, setting, etc.).

1.2 NAMING EVERYDAY THINGS

page T-218

45 minutes

- **Prepare** Make one copy of the worksheet for each student. Put some of the items from the lesson vocabulary in your bag, for example: tissues, cash, a keychain.
- **Introduce** Elicit the lesson language by asking *Ss* to guess what is in your bag.
- **Do the task** **A** *Ss* work with a partner to match the words with the pictures.

- Check answers with the class.

Answers

candy bar 3 cash 12 gum 10 hairbrush 4
hand lotion 5 keychain 8 mirror 11 receipt 6 tissues 9
umbrella 7 water bottle 2

- **B** *Ss* cover or fold over the top of the worksheet so that they can't see the words in A.
- *Ss* take turns testing each other on the words.
- **C** *Ss* work in groups of three or four to discuss what they need in the three different situations. Circulate and check that *Ss* are giving reasons for their choices. Tell *Ss* that they should come to an agreement with their group about three items for each situation.
- **Review** Each group presents their choices from exercise C, giving reasons. Give positive feedback to groups in areas such as sensible choices, unusual choices, interesting reasons, etc.

2.1 EXPRESSIONS WITH DO, HAVE, AND MAKE

page T-219

45 minutes

- **Prepare** Make one copy of the worksheet for each student.
- **Introduce** On the board, write *plans*. Ask *Do we do plans, have plans, or make plans?*
- Give a worksheet to each *S*.
- **Do the task** **A** *Ss* complete the chart alone and then check answers with a partner.
- Check answers with the class.

Answers

make plans have a snack have free time do the dishes
do the housework make the bed do the laundry have a
party have something to drink do some work

- **B** *Ss* work in pairs to correct the sentences.
- Check answers with the class.

Answers

1 I usually have a snack when I come home in the evening.
2 correct
3 I do the dishes after dinner. Then I relax.
4 I don't usually have a party on my birthday.
5 correct
6 I do the laundry every week.
7 I do the housework on the weekend.
8 I need to do some work this evening.
9 When I eat a meal, I have something to drink.
10 Sometimes I make the bed before I go to school.

- **C** Model the first sentence with the class. Say *I usually have a snack when I come home in the evening.* Give more information, for example: *I have a sandwich / some cookies.*
- Ss work in groups of four to discuss their answers. Monitor and encourage Ss to ask questions and give more details.
- **Review** Ask Ss to say interesting facts they learned about the others in their group.

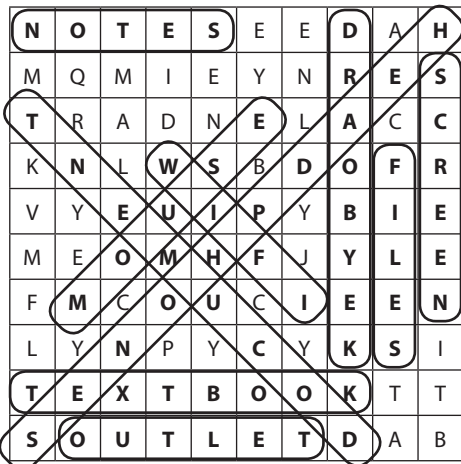
2.2 NAMING WORK AND STUDY ITEMS

page T-220

40 minutes

- **Prepare** Make one copy of the worksheet for each student. Fold or cut the worksheet so that half of the students have a Student A part and half have a Student B part for exercise C.
- **Introduce** Elicit the lesson vocabulary by asking Ss what they can see in the classroom. Give a worksheet to each S.
- **Do the task** A Ss find the ten work and study words in the word search. Explain that the words can be found going up, down, backward, forward, and diagonally.

Answers



- **B** Give Ss one minute to memorize the ten words.
- Ss turn over the worksheet and work with a partner to recall all ten words as quickly as possible.
- **C** Ss take turns reading their sentences aloud and give the answers to their partners.
- Check answers with the class.

Answers

Student A: calendar, screen, textbook, files, document
Student B: mouse, notes, headphones, Wi-Fi, keyboard, outlet

- **Review** Say words from exercise A to the class. Ss give the definitions from exercise C.

3.1 SPORTS

page T-221

40 minutes

- **Prepare** Make one copy of the worksheet for each pair of students. Cut the bottom part of the worksheet into Student A and Student B parts.
- **Introduce** Choose a word from the word cloud, for example, *mirror.* Ask *Is this a sports word?* (no) Tell Ss that they should only circle sports words in the word cloud.
- **Do the task** A Ss work in pairs to find and circle the sports words in the word cloud.
- Check answers with the class.

Answers

athlete, court, fans, field, goal, gym, lose, player, pool, race, team, win

- **B** Ss take turns reading their sentences aloud to a partner. Their partner says whether the sentences are true or false.

Answers

Student A: 1 true 2 false 3 false 4 false
Student B: 1 false 2 false 3 true 4 true

- **C** Ss describe one of the sports words for their partners to guess.
- If Ss have trouble describing the words, remind them of the categories from lesson 3.1. Is the word an event, a person, a place or a result?
- **Review** Ask pairs to tell the class their favorite description from exercise C. Other Ss in the class have to guess the word.

3.2 EXERCISING

page T-222

45 minutes

- **Prepare** Make one copy of the worksheet for each student.
- **Introduce** Mime one of the movements from lesson 3.2. Ask Ss *What am I doing?* Ss work in pairs to mime and guess the movements.
- **Do the task** A Ss complete the task individually and then check with a partner.
- Check answers with the class.

Answers

a lift b jump c stand up d sit down, e stretch
f lie down g throw h push i turn j climb

- **B** Ss complete the sentences individually and then read them aloud to a partner to check.
- Check answers with the class.

Answers

1 Throw 2 lie down 3 climb 4 jump 5 sit down
6 lift 7 turn 8 stretch 9 sit down 10 push

- **D** Ss ask and answer the questions in pairs and compare answers.

- **C** Ss write their own answers to the questions. Circulate and answer language questions.
- **D** Ss discuss their answers in pairs.
- **Review** Ask Ss about their partners' answers. While one S is talking, the others in the class should raise their hand when they hear them say one of the words from exercise A.

4.1 DESCRIBING POP CULTURE

page T-223

50 minutes

- **Prepare** Make one copy of the worksheet for each student.
- **Introduce** Elicit from Ss the five vowels (A, E, I, O, U) and write them on the board. On the board, write *TV SH_ W*. Ask Ss which vowel completes the word.
- **Do the task** **A** Ss complete the task, inserting the correct vowel for each of the words. Monitor and help with any difficulties.
- While Ss are completing the task, write each word on the board with the vowels missing.
- Ss come to the board and write the vowels in the spaces. Ask Ss to underline the stress in each word.

Answers

1 T show 2 director 3 actor 4 video games
5 concert 6 band 7 musician 8 singer 9 festival
10 artist

- **B** Ss work with a partner to match the descriptions with words from A.
- Check answers with the class.

Answers

1 singer 2 festival 3 video games 4 artist 5 concert
6 musician 7 TV show 8 director 9 band 10 actor

- **C** On the board, write *Find someone who watches the same TV show every week*. Ask *What question do I need to ask to find this information? (Do you watch the same TV show every week?)* Briefly elicit the questions for the other statements.
- Explain that Ss should walk around the class asking questions until they find a person who matches the description. When they find someone, they should write his/her name and ask follow-up questions, for example: *What show do you watch every week?*
- Ss walk around asking each other questions. Circulate and help with language questions.
- **Review** Each S tells the class three interesting facts they have learned about their classmates.

4.2 NAMING GIFT ITEMS

page T-224

40 minutes

- **Prepare** Make one copy of the worksheet for each student.
- **Introduce** Tell Ss that they are going to have a race, and they need to find the ten gifts in the word snake. Hand out the worksheets face down.
- **Do the task** **A** Ss all turn over the paper at the same time and work individually to find the words. The first to find all the words wins the race.
- Check answers with the class. Focus on pronunciation.

Answers

giftcard/avb/**candle**/nhlopku**c**/**jewelry**/per**f**ume/rmp/
bouquetofflowers/dal/**phone**charger/**s**peakers/djuep/
candy/rsecpj/**sweat**shirt

- **B** Ss complete the chart individually with the words from exercise A. Remind them that they are giving their opinions, so there are no right or wrong answers.
- **C** Ss share their answers with a partner. Encourage them to give reasons for their answers.
- **Review** Ask Ss about their answers to exercise C. Did all Ss give the same answers? Why or why not?

5.1 DESCRIBING OPINIONS AND FEELINGS

page T-225

55 minutes

- **Prepare** Make one copy of the worksheet for each student.
- **Introduce** Use gestures or facial expressions to elicit feelings. Say *I feel ... (angry / tired)*. Ask Ss if this is a positive or negative feeling.
- **Do the task** **A** Ss complete the task individually and then check with a partner.
- Check answers with the class.

Answers

1 N 2 N 3 N 4 P 5 N 6 N 7 P 8 P 9 P
10 P 11 N 12 P

- **B** Ss complete the sentences individually and then check with a partner.
- Ss practice the conversations in pairs.

Answers

1 angry 2 amazing 3 fun 4 proud 5 dangerous
6 cool 7 horrible 8 tired 9 strange 10 perfect
11 loud 12 crazy

- **C** Give Ss five minutes to memorize the conversations.
- Ss fold the worksheet in half. They take turns reading the first half of one of the conversations aloud. Their partners have to remember the second half.
- **Review** Ss work in pairs to create five more conversations like the ones in C.

5.2 DESCRIBING LIFE EVENTS

page T-226

50 minutes

- **Prepare** Make one copy of the worksheet for each student.
- **Introduce** On the board, write *One baby is born every _____ in the United States*. Ask Ss what they think the figure is. Give them the options: five minutes, 30 seconds, or eight seconds. The answer is eight seconds.
- **Do the task** **A** Ss read the sentences and complete them individually. Circulate and help with any new vocabulary, such as *average*. Remind Ss that they may have to change the form of the verbs.
- **B** Ss compare with a partner. Do they have the same answers?
- Check answers with the class. Were Ss surprised about any of the figures?

Answers

1 are born 2 become a grandparent 3 learn to drive;
buy a car 4 got married; met their future husband/wife
5 start school 6 graduate from college 7 retire
8 get a job

- **C** Give Ss two minutes to read the sentences again. Then tell them to fold over the page so they can't see the sentences, only the number cloud.
- Ss work in pairs to remember as many of the facts as they can.
- Say a number from the cloud to the class and choose a pair to give the fact. The same pair says another number, and another pair gives the fact.
- **D** Ss work in groups to discuss if any of the facts are the same in their countries. If possible, Ss can find information using their phones. Alternatively, this can be assigned for homework.
- **Review** Discuss the facts that Ss found in exercise D. Were any of the facts surprising?

6.1 USING MONEY

page T-227

45 minutes

- **Prepare** Make one copy of the worksheet for each student.
- **Introduce** On the board, write *money...*. Elicit different verbs that can be used before this word (spend, save, lend, waste, borrow).
- **Do the task** **A** Ss work individually to match the sentence beginnings and endings and then check with a partner.
- Check answers with the class.

Answers

1 f 2 j 3 g 4 h 5 i 6 e 7 b 8 c 9 a 10 d

- **B** Ss complete the sentences individually. Remind them that they may have to change the form of the verbs.

- Ss check answers in pairs and then with the class.

Answers

1 lend 2 saving 3 waste 4 borrow 5 shop online
6 spend 7 return 8 sell 9 pay back 10 cost

- **C** Ss work in pairs to ask and answer their questions from exercise B. Circulate and answer any language questions.
- **Review** Ask Ss three things they found out about their partners' money habits in exercise C.

6.2 SHOPPING

page T-228

40 minutes

- **Prepare** Make one copy of the worksheet for each student. Cut the bottom of the worksheet so that half of the students have a Student A part and half have Student B. Give each student a copy of exercise A.
- **Introduce** Tell Ss about your last shopping trip. Use some of the vocabulary items from lesson 6.2. Ss should raise their hands when they hear the vocabulary items.
- **Do the task** **A** Ss write words in the chart individually and then check with a partner.
- Check answers with the class.

Answers

People: customers, salesperson
Types of stores: department store, grocery store
Things in a store: (shopping) cart, cash register, checkout, shelf
Money words: price, sale

- **B** Put Ss into pairs. Ss take turns reading the descriptions aloud to their partners and guessing the words their partners are describing.
- Read the descriptions aloud to the class. Choose pairs to say the words.
- **C** Ss tell their partners about their last shopping trip. While they are doing this, their partners should take notes. Circulate and answer any language questions.
- **Review** Ss tell the class about their partners' last shopping trip.

7.1 NAMING FOOD

page T-229

45 minutes

- **Prepare** Make one copy of the worksheet for each student.
- **Introduce** On the board, write *odacvao*. Tell Ss that this is a food word with the letters scrambled. Can they guess what it is? (avocado)
- **Do the task** **A** Ss work in pairs to make the food words. This can be a competition, with the winners being the first pair to write all 16 words correctly.

Answers

1 avocado 2 burger 3 pasta 4 cereal
5 peanut butter 6 chili pepper 7 pepper 8 corn
9 salmon 10 jam 11 salt 12 lettuce 13 strawberry
14 noodles 15 yogurt 16 onion

- **B** Ss work individually to write count words in the strawberry shape and non-count words in the corn shape. Words that can be both should go in the interlocking space between the two shapes.
- Check answers with the class. To explain the different uses of the words that fit both categories, write the following sentences on the board: *I bought two lettuces, three onions, and some chilies at the grocery store. I made a salad with a lot of lettuce, some onion, and a little chili.*

Answers

Count: avocado, burger, strawberry
 Non-count: pasta, cereal, peanut butter, pepper, corn, salmon, jam, salt, noodles, yogurt
 Both: chili / chili pepper, lettuce, onion

- **C** Ss complete the sentences individually. Remind them that *much* can only be used with non-count nouns.
- **D** Ss share their answers with a group. Do any of them have the same answers?
- **Review** Groups share their answers with the class. Make sure Ss use the plural of count nouns, for example: *I eat a lot of strawberries.*

7.2 DESCRIBING FOOD

page T-230

45 minutes

- **Prepare** Make one copy of the worksheet for each student.
- **Introduce** On the board, write *vowels*. Elicit the five vowels in the English language.
- **Do the task** **A** Ss work individually to write the missing vowels into the words and then check with a partner.
- Check answers with the class.

Answers

1 spicy 2 fresh 3 fried 4 grilled 5 boiled
 6 delicious 7 raw 8 sour 9 roasted 10 bitter

- **B** Ss complete the task individually. Circulate and answer any vocabulary or spelling questions.
- **C** Ss share their answers with a partner. How many answers are the same?
- Make a list of foods on the board for each description.
- Ask Ss if they could use the same word for more than one description, for example: Lettuce is bitter, and you eat it raw.
- **D** Ss work individually to think about three types of food they like and three they don't. They should think about how to describe them.
- Circulate and answer any language questions.
- Ss work with a new partner to describe their six types of food. Their partner has to guess what they are.
- **Review** Ss tell the class about one food their partners like and one that they don't like. Ask them if they agree with their partners.

8.1 TRAVELING

page T-231

35 minutes

- **Prepare** Make one copy of the worksheet for each student. Cut the bottom of the worksheet so that half of the students have an A part and half have B.
- **Introduce** Ss look at the pictures. Ask *Where are the people? What are they doing?*
- **Do the task** **A** Ss work in pairs to look at the pictures and complete the travel words.
- Check answers with the class.

Answers

1 suitcase 2 backpack 3 airplane 4 check-in counter
 5 tourists 6 tour guide 7 bus station 8 tour bus
 9 guidebooks 10 maps

- **B** Put Ss into pairs. Ss take turns reading their descriptions aloud to a partner. The partner has to guess the word.
- Check answers with the class. Read a description aloud for each pair to answer.

Answers

Student A: 1 bus station 2 maps 3 airplane
 4 backpack 5 check-in counter
 Student B: 1 tour bus 2 tour guide 3 guide books
 4 suitcase 5 tourists

- **C** Ss work in small groups to talk about what they do before a vacation, when they're traveling, and when they arrive. If Ss have difficulty thinking of what to say, ask questions, such as: *Do you pack a suitcase? Do you buy a map when you arrive, or do you just use your phone?*
- **Review** Have a class discussion about Ss' answers to exercise C.

8.2 USING TRANSPORTATION

page T-232

40 minutes

- **Prepare** Make one copy of the worksheet for each student.
- **Introduce** Describe how you came to class, for example *I took a bus. I got off the bus at the corner and walked here.*
- **Do the task** **A** Ss complete the sentences individually and then check with a partner.
- Check answers with the class

Answers

1 catch 2 pick; up 3 get on 4 miss 5 get out of
 6 get into 7 get off 8 drop; off 9 take 10 change

- **B** Ss work individually to determine which sentences are incorrect and then work with a partner to write the correct sentences.
- Check answers with the class.

Answers

- 1 I have to go to the restaurant to pick **up** my brother.
- 2 I want to get up early so I won't **miss** the bus.
- 3 The subway didn't stop, so I didn't **get** off.
- 4 correct
- 5 I don't want to go by bus. Let's **take** a taxi.
- 6 I want to get **out of** the car so I can walk in the city.
- 7 correct
- 8 I **catch/take** the bus to work every day.
- 9 I can't find my keys. How can I get **into** my car?
- 10 correct

- **C** Ss work with a partner to describe how they got to class. Did they get here the same way?
- **Review** Ss describe their partners' trips to class. When they use one of the phrases from exercise A, write it on the board.

9.1 NAMING ACCESSORIES

page T-233

35 minutes

- **Prepare** Make one copy of the worksheet for each student.
- **Introduce** Ss look at the picture in exercise A. Ask *Is this event formal or casual? What are the people doing?*
- **Do the task** **A** Ss work individually to find the accessories in the picture and then check with a partner.
- Check answers with the class.

Answers

a earrings b necklace c gloves d sunglasses
e tie f belt g socks h sneakers i scarf j bracelet

- **B** Ss work in pairs. One S puts the sentence parts together to describe the accessories. His/her partner has to guess.
- Ss should count how many accessories they guess correctly in one minute. They score a minus point if they give an incorrect answer.
- Ss change roles.
- Ask pairs how many words they guessed in one minute. Ask each pair to give a description.
- **C** Ss complete the three sentences individually and then work in groups of four to talk about their answers. Circulate and encourage Ss to ask follow-up questions, for example: *Do you have a favorite pair of sneakers/earrings? Why do you never wear a tie?*
- **Review** Ask Ss what they can remember about their groups from the discussions in exercise C.

9.2 DESCRIBING APPEARANCE

page T-234

45 minutes

- **Prepare** Make one copy of the worksheet for each student.
- **Introduce** Ss look at the picture. Ask *Where are the people? What are they wearing? What do you wear when you go to the movies?*
- **Do the task** **A** Ss look at the picture and complete the descriptions of the people.
- Check answers with the class.

Answers

1 beard, light hair 2 dark straight hair, pierced ear
3 curly gray hair 4 bald mustache

- **B** Ss work in pairs to say what they remember about the people in the picture.
- Ask each pair for a detail they remember about the picture. Work as a class to create a full description.
- **C** Ss complete the sentences individually and then check with a partner.
- Check answers with the class.

Answers

1 dark straight hair 2 light hair 3 curly gray hair
4 beard 5 pierced ear 6 mustache 7 bald

- **D** Ss work in pairs to describe friends and family members.
- Circulate and answer any language questions.
- **Review** Ask each S to describe one of their partner's friends or family members.

10.1 DESCRIBING JOBS

page T-235

40 minutes

- **Prepare** Make one copy of the worksheet for each student.
- **Introduce** Give Ss one minute to write as many jobs as they can remember. Write jobs on the board.
- **Do the task** **A** Ss complete the task individually and then check with a partner.
- Check answers with the class.

Answers

1 police officer 2 photographer 3 lawyer 4 nurse
5 call center worker 6 physical therapist 7 dentist
8 receptionist 9 IT specialist 10 mechanic
11 architect 12 engineer 13 paramedic
14 project manager 15 accountant

- **B** Ss complete the chart with their own ideas.
- **C** Ss tell their groups their answers. Circulate and encourage Ss to give reasons for their answers.
- **Review** Ask groups about their answers. Did all Ss in the group agree?
- Decide as a class on the three most interesting jobs.

10.2 DESCRIBING HEALTH PROBLEMS

page T-236

35 minutes

- **Prepare** Make one copy of the worksheet for each student.
- **Introduce** Mime some of the health problems for Ss to guess. For example, hold your cheek to demonstrate toothache.
- **Do the task** **A** Ss reorder the letters to make the phrases and then check with a partner.
- Check answers with the class.

Answers

1 hurt your back 2 cut your finger 3 cut yourself shaving 4 break your leg 5 twist your ankle 6 have a headache 7 have a toothache 8 have a stomachache 9 catch a cold 10 catch the flu 11 have a fever 12 have a sore throat 13 bang your head

- **B** Ss work individually to complete the chart and then check in pairs.
- Check answers with the class.

Answers

Head and neck: bang your head, catch a cold, cut yourself shaving, have a headache, have a sore throat, have a toothache

Stomach, chest, and back: have a stomachache, hurt your back

Arms and legs: break your leg, cut your finger, twist your ankle

Everywhere: have a fever

- **C** Ss work in groups to discuss what to do if they have the problems from exercise A. Circulate and answer any language questions.
- **Review** Discuss Ss' answers from exercise C. Do they all agree? For example, does everyone in the group do the same thing when they catch a cold?

11.1 USING VERB-NOUN INTERNET PHRASES

page T-237

35 minutes

- **Prepare** Make one copy of the worksheet for each student.
- **Introduce** Ask Ss *Did you use the internet before class today? What did you do?*
- **Do the task** **A** Ss match the verbs with the nouns individually and then check with a partner.
- Check answers with the class.

Answers

1 check 2 make 3 open 4 message 5 swipe 6 click 7 build 8 add 9 change 10 join

- **B** Ss complete the questions individually.
- Ask Ss to read the questions aloud to check answers.

Answers

1 changed your password 2 made; video 3 swipe left; right 4 checked your messages 5 clicked; link 6 joined; group 7 message someone 8 built; website; app 9 added someone; friend 10 opened; account

- **C** Ss walk around the class and ask their classmates questions.
- **Review** Ask Ss what they have learned about their classmates.

11.2 USING SOCIAL MEDIA VERBS

page T-238

40 minutes

- **Prepare** Make two copies of the worksheet for each pair of Ss. Cut along the lines and give half the class a Student A part and half a Student B part. Give all Ss a part with exercise A.
- **Introduce** On the board, draw three icons from lesson 11.2 for Ss to guess.
- **Do the task** **A** Ss work in pairs to find the words in the snake.
- Check answers with the class.

Answers

block/tie/**upload**/shirt/**goviral**/corn/**like**/belt/**searchfor**/rice/**bookmark**/chili/**share**/noodles/**login**/vacation/**follow**/hair/**download**

- **B** Put Ss into pairs and give each a Student A and a Student B part. Ss should not show their papers to each other, as the answers are in bold.
- Ss take turns reading the sentences aloud. They should read each sentence twice: once with the first option and once with the second.
- Ss cover their papers. Read the sentences aloud, this time leaving out the social media verbs. Ask Ss to say the missing words.
- **C** Ss write three questions to ask their partners. Circulate and answer any language questions.
- Ss ask and answer questions in pairs.
- **Review** Each pair chooses their favorite question from exercise C to write on the board. Use the questions for a class discussion.

12.1 DESCRIBING WEATHER

page T-239

45 minutes

- **Prepare** Make one copy of the worksheet for each student. Check the weather for the next two days in Toronto, Canada, and Melbourne, Australia.
- **Introduce** Ask Ss what they know about the weather in Canada and Australia. Which is more similar to the weather in their country?
- **Do the task** A Ss complete the task individually and then check in pairs. Check answers with the class.

Answers

1 flood 2 hurricane 3 blizzard 4 boiling 5 drought
6 windy 7 rainy 8 foggy 9 snowy
10 thunder and lightning 11 humid 12 snowstorm
13 sunny 14 cloudy

- **B** Ss guess what the weather is like in Toronto and Melbourne and then draw icons to show it.
- Ss write sentences about the weather in the two cities. Circulate and answer any language questions.
- **C** Ss read their sentences aloud to a partner. Are their answers the same?
- **Review** If possible, Ss use their phones to find out what the weather is like in the two cities. Did any Ss guess the weather correctly?

12.2 DESCRIBING LANDSCAPES AND CITYSCAPES

page T-240

40 minutes

- **Prepare** Make one copy of the worksheet for each student. Cut along the lines and give half the class a Student A part and half a Student B part. Give all Ss a sheet with exercise A.
- **Introduce** Tell Ss to close their eyes and imagine they are in their favorite place. It could be somewhere in their city, or somewhere they visited on vacation. What can they see?
- Ss describe the place to a partner.
- **Do the task** A Ss look at the pictures in pairs and complete the descriptions. Check answers with the class.

Answers

Photo 1: cave, rainforest, waterfall, rocks, stream
See query on p. T-240 re: numbering in exercise and photo 2.

- **B** Put Ss into pairs. Remind Ss not to show their pictures to their partners.
- Student A describes the picture while Student B draws.
- Circulate and answer any language questions.
- When they have finished drawing, Bs show their pictures to As.
- Ss change roles.
- **Review** Ss display their drawings to the class. Ss vote for the one that looks most like the original picture.

1.1 VOCABULARY

DESCRIBING PEOPLE YOU KNOW

A Change the order of the letters to make words for people and connections.

- | | |
|------------------------------|------------------------|
| 1 resohgnib <u>neighbors</u> | 7 nosdargn _____ |
| 2 lopcue _____ | 8 dertgnauhdrag _____ |
| 3 frelginrid _____ | 9 esloc iferdns _____ |
| 4 sosb _____ | 10 tasslescam _____ |
| 5 momorsate _____ | 11 nanedilhrcgrd _____ |
| 6 yobneridf _____ | |

B Complete the sentences with the words from exercise A.

- 1 Sara and Rafael are very happy together. They are a nice _____.
- 2 Floyd and Olivia are 85 years old. They have four _____.
- 3 I know a lot of people, but I only have a few _____.
- 4 My cousins are also my _____. They live on the same street as me!
- 5 I work in a supermarket, and Steve is the manager. He is my _____.
- 6 I love my _____. One day I want to marry her.
- 7 Nina and Roberto are my _____ at college.
- 8 I often go the movies with my _____. He loves action movies.
- 9 I take my _____ to dance classes. She's a great dancer.
- 10 Paola and Lisa are my _____. Our apartment is small but nice.
- 11 I give my _____ candy when he comes to visit.

C Match the pictures below to the sentences in exercise B.



1.2 VOCABULARY

NAMING EVERYDAY THINGS

A Work in pairs. Match the words with the pictures.

candy bar ___

cash ___

driver's license 1

gum ___

hairbrush ___

hand lotion ___

keychain ___


mirror ___

receipt ___

tissues ___

umbrella ___

water bottle ___



B Test your partner. Cover the words in exercise A and say a number (1–12). Can your partner remember the word?

C Think of three things from exercise A that you need in the situations below. Give reasons for your answers.

1 at the movies

2 in the winter

3 on a shopping trip

I need tissues in the winter because I often have a cold.

2.1 VOCABULARY

EXPRESSIONS WITH *DO*, *HAVE*, AND *MAKE*

A Match the words with *do*, *have*, and *make*.

<i>do / have / make</i>	
_____ plans	_____ a snack
_____ free time	_____ the dishes
_____ the housework	_____ the bed
_____ the laundry	_____ a party
_____ something to drink	_____ some work

B Find the mistakes and write the sentences correctly.
Not all sentences have a mistake.

- 1 I usually do a snack when I come home in the evening.

- 2 I work and study a lot. I never have free time.

- 3 I make the dishes after dinner. Then I relax.

- 4 I don't usually make a party on my birthday.

- 5 In January I make plans for the year.

- 6 I make the laundry every week.

- 7 I have the housework on the weekend.

- 8 I need to make some work this evening.

- 9 When I eat a meal, I do something to drink.

- 10 Sometimes I do the bed before I go to school.

C Which sentences are true for you? Tell your group.
Give more information.

I don't usually have a party on my birthday. I usually go to a restaurant with my close friends.



2.2 VOCABULARY

NAMING WORK AND STUDY ITEMS

A Find ten words connected with work and study.

N	O	T	E	S	E	E	D	A	H
M	Q	M	I	E	Y	N	R	E	S
T	R	A	D	N	E	L	A	C	C
K	N	L	W	S	B	D	O	F	R
V	Y	E	U	I	P	Y	B	I	E
M	E	O	M	H	F	J	Y	L	E
F	M	C	O	U	C	I	E	E	N
L	Y	N	P	Y	C	Y	K	S	I
T	E	X	T	B	O	O	K	T	T
S	O	U	T	L	E	T	D	A	B



B In pairs, try to remember all the words in one minute. Turn over the worksheet. Write as many words as you can remember.



Student A

C Read the sentences to your partner. Ask him/her to tell you the word. Write his/her answer in the space.

- You use this when you make plans. _____
- You look at this part of a computer. _____
- You use this in class. It has articles and questions in it. _____
- This is a place to keep your documents. It can be on a computer. _____
- You write this piece of text on a computer. _____



Student B

C Read the sentences to your partner. Ask him/her to tell you the word. Write his/her answer in the space.

- You move things on the screen with this part of the computer. _____
- You write these in class. _____
- You use these to listen to music. _____
- This is a way to connect to the internet. _____
- You write with this part of the computer. _____
- Electricity comes from this place. _____

3.1 VOCABULARY

SPORTS

A Circle the sports words in the word cloud.



Student A

B Read the statements to your partner. Ask them if they are true or false.

- 1 You can play football on a field.
- 2 A team always has 11 players.
- 3 An athlete talks about sports for a job.
- 4 You can play soccer on a court.

C Choose a sports word from exercise A and describe the word to your partner. Can they guess the word?

A person on a team.

A player!

Student B

B Read the statements to your partner. Ask them if they are true or false.

- 1 You can score a goal in tennis.
- 2 You can't have a race in a pool.
- 3 You lose a soccer game when the other team scores more goals.
- 4 Fans are happy when their favorite team wins.

C Choose a sports word from exercise A and describe the word to your partner. Can they guess the word?

A person on a team.


A player!


3.2 VOCABULARY


EXERCISING


A Write the words and phrases in the box under the correct pictures.


climb	jump	lie down	lift	push
sit down	stand up	stretch	throw	turn


a  _____


b  _____


c  _____


d  _____


e  _____

f  _____

g  _____

h  _____

i  _____

j  _____

B Circle the correct words to complete the sentences.

- 1 Elise! *Lift / Throw* me the ball!
- 2 I'm tired. I want to *turn / lie down*.
- 3 Cats like to *climb / stretch* trees.
- 4 Let's *push / jump* into the pool.
- 5 We *jump / sit down* in class at school.
- 6 It's very heavy. I can't *stretch / lift* it.
- 7 When someone calls my name, I *turn / climb* to see who it is.
- 8 When I get up in the morning I *stretch / push* my body.
- 9 After a long day at work, I *stand up / sit down* and watch TV.
- 10 The car isn't working. Let's *throw / push* it to the side of the road.

C Write answers to the questions using the words from exercise A.

- 1 What do you do in the morning?
- 2 How do you play basketball?
- 3 What do you do in the afternoon?
- 4 What do you do at the gym?
- 5 What do you do when you come home from work?
- 6 How do you do yoga?

D Ask your partner the questions. Do you have the same answers?

What do you do in the morning?
I stand up and stretch my arms.

4.1 VOCABULARY

DESCRIBING POP CULTURE

A Complete the words with the missing vowels (A, E, I, O, U).

- | | |
|--------------|------------|
| 1 TV SH_W | 6 B_ND |
| 2 D_R_CT_R | 7 M_S_C__N |
| 3 _CT_R | 8 S_NG_R |
| 4 V_D__G_M_S | 9 F_ST_V_L |
| 5 C_NC_RT | 10 _RT_ST |

B Work in pairs. Match the descriptions with words from exercise A.

- 1 You hear this person's voice in a song. _____
- 2 At this special weekend event, you can eat, drink, and watch people playing music. _____
- 3 You can play these on a computer. _____
- 4 This person paints pictures. _____
- 5 You see people singing at this event. _____
- 6 This person plays a guitar or piano. _____
- 7 This is something you watch on television. _____
- 8 This person makes movies and TV shows. _____
- 9 This group of people plays music together. _____
- 10 You see this person on TV and in the movies. _____

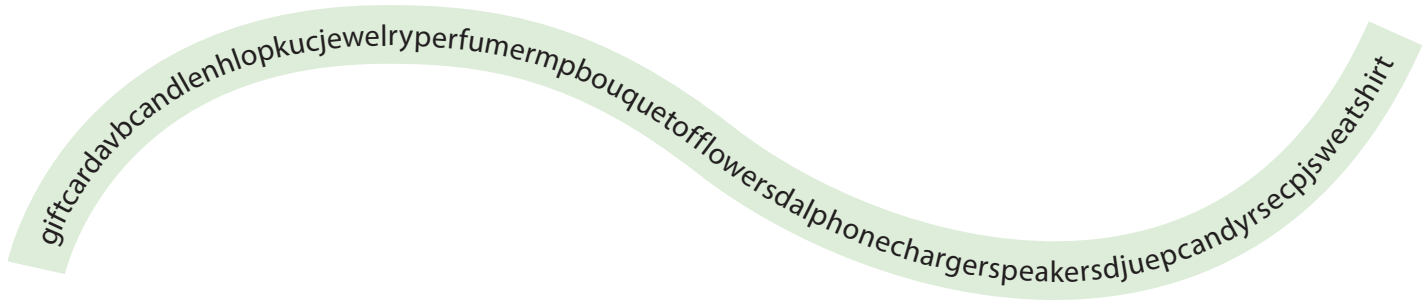
C Find someone who . . .

Find someone who . . .	Name	More information
1 watches the same TV show every week		
2 often goes to concerts		
3 has a favorite band		
4 knows a musician		
5 often plays video games		
6 is an artist		
7 has a favorite director		
8 knows an actor		
9 goes to festivals		
10 is a good singer		





4.2 VOCABULARY

NAMING GIFT ITEMS

A Find and circle the words related to gifts in the word snake.



B What do you think of the gifts? Complete the chart with words from exercise A.

 Interesting	 Boring	  Romantic

C Tell your partner why you put the gifts in each category.

I put *watch* here because... I think candles are romantic because... I think candles are romantic because...

I put *candy* here because

 I put *watch* here because ...

  I think *candles* are romantic because ...

 I put *candy* here because ...

5.1 VOCABULARY

DESCRIBING OPINIONS AND FEELINGS

A Work in pairs. Do these sentences have a positive or negative meaning? Write *P* (positive) or *N* (negative).

- 1 The cars went very fast. It was very **dangerous**. ___
- 2 My parents were **angry** because I didn't finish my homework. ___
- 3 When my neighbor plays her music really **loud**, I can't read. ___
- 4 The concert last night was **amazing**. ___
- 5 He is a **strange** person. I don't like him. ___
- 6 The weather last week was **horrible**. It rained every day. ___
- 7 I passed my driving test. My parents are very **proud**. ___
- 8 My high school graduation party was really **fun**! ___
- 9 My best friend always makes me laugh. She is **crazy**! ___
- 10 I went to a restaurant for my birthday. The food was **perfect**. ___
- 11 I'm always **tired** when I get home from work. ___
- 12 I really like my English classes. My teacher is so **cool**. ___

B Complete the conversations with the bold words from exercise A.

1	I was late for class today.	Oh, no! Was your teacher _____ ?
2	Brazil played a great game against Chile last night.	I know. They were _____ !
3	This place is great. I love the music.	Yes. This party is really _____ .
4	My brother started college this year.	I know. Your mom was so _____ .
5	I don't go to that part of town late at night.	I know. It's very _____ .
6	Do you like my new sweatshirt?	Yes. It's really _____ .
7	I don't like that restaurant.	I agree. The food there is _____ .
8	That trip was really long.	I know. I'm _____ now.
9	This movie is really different from the others.	I agree. It's _____ .
10	How was your vacation?	It was _____ ! The weather was hot, and the food was great.
11	There was a street party in our neighborhood on the weekend.	I know. It was really _____ .
12	That dog is wearing a hat!	Wow! That's _____

C Fold the paper in half. Take turns saying the first part of a conversation. Can your partner remember the second part?

5.2 VOCABULARY

DESCRIBING LIFE EVENTS

A Complete the facts below with the correct form of the phrases in the box.

be born	become a grandparent	buy a car	buy a house or apartment
get a job	get married	graduate from college	have a baby
learn to drive	meet your future husband/wife	start school	retire

In the United States ...

- 1 More than 10,000 babies _____ every day. That's one every eight seconds!
- 2 The average age to _____ is 48.
- 3 In some states, you can _____ at the age of 15, but you can't _____ before you're 18.
- 4 More than two million couples _____ in 2015. Seven percent of them _____ online.
- 5 Children _____ at the age of five or six.
- 6 Students usually _____ at 21 or 22.
- 7 Most people _____ at the age of 63.
- 8 You need to be over 14 years old to _____.

B Compare your answers with a partner. Are they the same?

C Cover the sentences above, and look at the numbers in the cloud. How much can you remember?

14 63 8 48 5-6
10,000 8 15 7%
2,000,000 21-22

D Are any of these numbers the same in your country? Discuss with a group.

6.1 VOCABULARY

USING MONEY

A Match the two parts to make a complete sentence.

- | | |
|-----------------------------------|--|
| 1 I'm saving | a \$25. |
| 2 I spend | b my car last year. |
| 3 I'm going to return | c money on time. |
| 4 I lend | d when I can't find what I want in the stores. |
| 5 I wasted | e money from my friends. |
| 6 I borrow | f money to buy an apartment. |
| 7 I sold | g this shirt to the store. I don't like it. |
| 8 I always pay back | h money to people I know well. |
| 9 The ticket costs | i a lot of money on this watch. I never wear it. |
| 10 I sometimes shop online | j a lot of money on clothes. |

B Complete the questions with the correct form of a bold word from exercise A.

- 1 Do you think it's a good idea to _____ money to friends?
- 2 Are you _____ money for something at the moment?
- 3 Do you often _____ money on things you don't use?
- 4 How often do you _____ money from your family?
- 5 Do you usually _____? What do you buy?
- 6 What do you like to _____ your money on?
- 7 When did you last _____ something to the store? Why?
- 8 Do you _____ things when you don't need them anymore?
- 9 Do you always remember to _____ money?
- 10 How much does it _____ to go to the movies in your city?

C Take turns asking and answering your questions in exercise B. When you finish, walk around the class to ask other people the questions.

Do you think it's a good idea to lend money to friends?

Yes. I think it's OK. I sometimes lend money to friends.



6.2 VOCABULARY

SHOPPING

(shopping) cart cash register checkout customer department store
 grocery store price sale salesperson shelf

A Write the words from the box above in the chart below.

People	Types of stores	Things in a store	Money words



Student A

B Read the sentences to your partner. Can your partner guess the word?

- 1 These people buy things in stores. _____
- 3 This is a store that sells food. _____
- 5 This is how much something costs. _____
- 7 You put things in this when you walk around a store. _____
- 9 You can buy food and other things for the house in this store. _____

C Tell your partner about your last shopping trip. Use words from exercise A.

I went to a department store. It was Saturday, so there were a lot of customers in the store.

Student B

B Read the sentences to your partner. Can your partner guess the word?

- 2 This person serves people in a store. _____
- 4 This is a time when things in the stores cost less. _____
- 6 This is where the store keeps money. _____
- 8 We pay for things in this part of the store. _____
- 10 This type of store sells a lot of different things. _____

C Tell your partner about your last shopping trip. Use words from exercise A.

I went to a department store. It was Saturday, so there were a lot of customers in the store.

7.1 VOCABULARY

NAMING FOOD

A Work in pairs. Change the order of the letters to make food words.

1 odacvao _____

2 rebugr _____

3 taspaa _____

4 lecrac _____

5 tupena tubert _____

6 lichi repepp _____

7 preepp _____

8 norc _____

9 lonsma _____

10 maj _____

11 last _____

12 lecutte _____

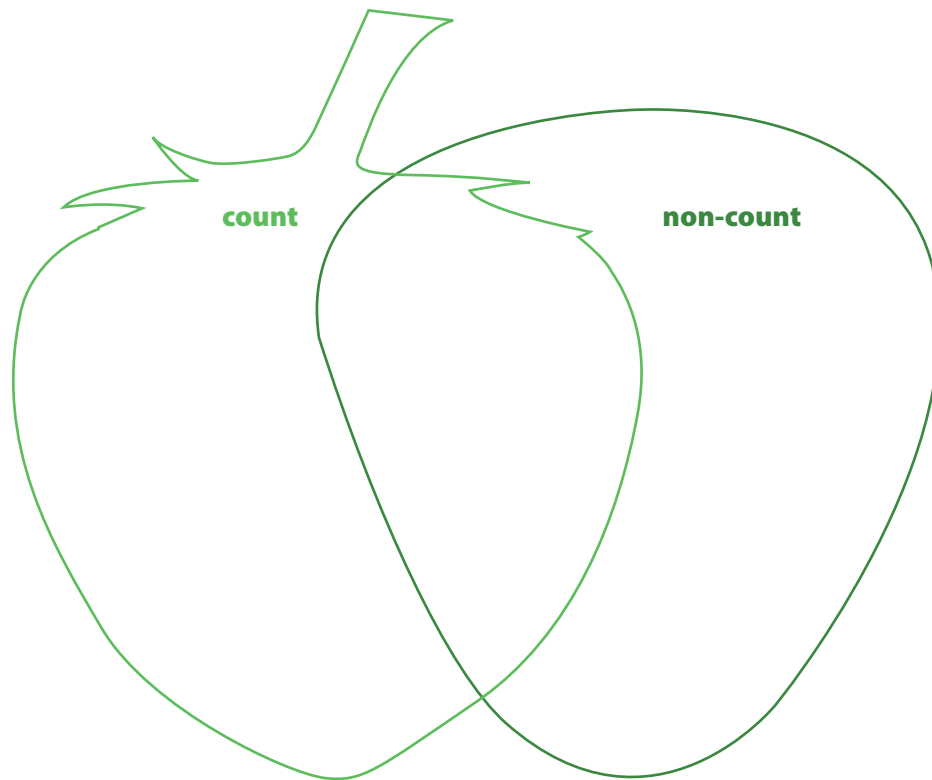
13 raswebyrtrr _____

14 slodone _____

15 togyru _____

16 nonio _____

B Put the words from exercise A in the correct place in the picture.



C Complete the sentences with your own answers. Use the words in exercise A.

1 I eat a lot of _____.

2 I don't eat much _____.

3 I like _____ and _____.

4 I don't like _____ or _____.

5 I eat _____ every day.

6 I never eat _____.

D Compare your sentences with a group. Do you like the same food?

7.2 VOCABULARY

DESCRIBING FOOD

A Add the missing vowels (A, E, I, O, U) to complete these adjectives.

- | | |
|-------------|----------------|
| 1 SP__CY | 6 D__L__C____S |
| 2 FR__SH | 7 R__W |
| 3 FR____D | 8 S____R |
| 4 GR__LL__D | 9 R____ST__D |
| 5 B____L__D | 10 B__TT__R |

B Write some examples for 1–10. Think of a food that ...


- | | |
|--------------------------|-------|
| 1 is usually fried | _____ |
| 2 is bitter | _____ |
| 3 is sour | _____ |
| 4 is roasted | _____ |
| 5 is delicious | _____ |
| 6 you eat raw | _____ |
| 7 is usually grilled | _____ |
| 8 is usually boiled | _____ |
| 9 tastes spicy | _____ |
| 10 you need to eat fresh | _____ |

C Share your answers with a partner. How many are the same?

D Work with a new partner. Think of three types of food you like and three types of food you don't like. Describe them to your partner, but don't tell them the name of the food. Can your partner guess what you're describing?

It's a fruit, and it's yellow. I don't like it because it's sour.

It's a lemon!



8.1 VOCABULARY

TRAVELING

A Work in pairs. Look at the pictures and write the missing letters to make travel words.

1 s_ _ _ _ _

2 b_ _ _ _ _

3 a_ _ _ _ _

4 c_ _ _ _ - i_ c_ _ _ _ _

5 t_ _ _ _ _

6 t_ _ _ g_ _ _ _

7 b_ _ s_ _ _ _ _

8 t_ _ _ b_ _ _

9 g_ _ _ _ _ _ _ _

10 m_ _ _ _



Student A

B Read the sentences to your partner. Can your partner guess the word?

- 1 You buy bus tickets here. _____
- 2 You use these to find a place. _____
- 3 You can fly to other countries on this. _____
- 4 You put this bag on your back. _____
- 5 You show your ticket in this part of the airport. _____

C Talk about things you do before a vacation, when you're traveling, and when you arrive.

Before a vacation, I buy a guidebook.

Student B

B Read the sentences to your partner. Can your partner guess the word?

- 1 You travel on this when you want to see a new city. _____
- 2 This person tells you about a place. _____
- 3 You read these when you go to a new place. _____
- 4 You put your clothes in this to take them on vacation. _____
- 5 These are people on vacation. _____

C Talk about things you do before a vacation, when you're traveling, and when you arrive.

Before a vacation, I buy a guidebook.

8.2 VOCABULARY

USING TRANSPORTATION

A Complete the sentences with the words from the box.

catch change drop off get into get off
get on get out of miss pick up take

- 1 When the trains aren't running, I _____ the bus to work.
- 2 I need to _____ my mom _____ from work.
- 3 We _____ the bus at the end of our street.
- 4 I don't want to be late and _____ the bus.
- 5 Wow! What a beautiful place. Can we _____ the car and take a photo?
- 6 I saw him _____ his car and drive away.
- 7 This is my stop! I need to _____ the subway.
- 8 We are going to _____ Claire _____ outside the mall.
- 9 I sometimes _____ a taxi to town.
- 10 I usually _____ trains in Boston to get to New York.

B Find the mistake in the sentences and write the correct sentence. Not all sentences are wrong.

- 1 I have to go to the restaurant to pick on my brother.

- 2 I want to get up early so I won't catch the bus.

- 3 The subway didn't stop, so I didn't miss off.

- 4 I get off the bus when it arrives in New York.

- 5 I don't want to go by bus. Let's change a taxi.

- 6 I want to get into the car so I can walk in the city.

- 7 I have to drop Louisa off at her house.

- 8 I miss the bus to work every day.

- 9 I can't find my keys. How can I get on my car?

- 10 I don't take a train to work. It's not far, so I walk.



C How did you get to class today? Describe your trip.

I usually take the bus, but today I missed it. Luckily, my friend picked me up.

9.1 VOCABULARY

NAMING ACCESSORIES

A Work in pairs. Label the picture with the words in the box.

- | | | | | |
|-------|----------|----------|------------|----------|
| belt | bracelet | earrings | gloves | necklace |
| scarf | sneakers | socks | sunglasses | tie |



B Make sentences with the words in the boxes to describe accessories to a partner. How many words can your partner guess in one minute?

You wear them on your face when it's sunny.

Sunglasses!

You wear it/them on It's a type of jewelry for	your hand(s) your feet your face your ears your neck	when it's sunny when it's cold at casual events at formal events anytime
---	--	--

C Finish these sentences with words from exercise A. Then tell your group.

I always wear _____.

I never wear _____.

I sometimes wear _____.

9.2 VOCABULARY

DESCRIBING APPEARANCE

A Look at the pictures and choose the correct word or phrase to complete the descriptions.

bald beard curly gray hair dark straight hair light hair mustache pierced ear

- 1 Dimitri has a _____ and _____.
- 2 Zeta has _____ and a _____.
- 3 Catherine has _____.
- 4 Leon is _____ and has a _____.



B Turn over the paper. How much can you remember about the picture?

C Complete the sentences with the words and phrases from exercise A.

- 1 My mom doesn't have light curly hair. She has _____.
- 2 My brother and I look really different. He has dark hair, and I have _____.
- 3 My grandmother's hair is not straight or dark. She has _____.
- 4 My dad has short hair and a _____ on his face.
- 5 My brother has a _____, but he never wears an earring.
- 6 My boyfriend doesn't have a beard, but he has a _____.
- 7 When my grandfather was younger, he had long hair, but now he's _____.

D Work in pairs. Take turns to describe friends or family. Use the words and phrases from exercise A and any others you know.

10.1 VOCABULARY

DESCRIBING JOBS

A Match the job words in the box to the pictures.

accountant architect call center worker dentist
 engineer IT specialist lawyer mechanic
 nurse paramedic photographer physical therapist
 police officer project manager receptionist



B Complete the chart with jobs from exercise A.

Difficult	Easy	Fun	Interesting

C Tell your group which jobs you think are difficult, easy, fun, or interesting. Explain why.

10.2 VOCABULARY

DESCRIBING HEALTH PROBLEMS

A Work in pairs. Change the order of the letters to make the phrases.

1 ruht uroy cabk

2 tuc yrou ifnerg

3 tcu sufyoler gishanv

4 rakeb yuro gel

5 tistw royu klane

6 evah a daheceha

7 vahe a oocethhta

8 evah a satomcahehc

9 thacc a dolc

10 accth het luf

11 aveh a verfe

12 aevh a reso tothra

13 nabg oyur deha



B Put the health phrases in the correct column in the chart.

Head and neck	Stomach, chest, and back	Arms and legs	Everywhere

C What should you do if you have these problems?

If you hurt your back, you should go to a physical therapist.

11.1 VOCABULARY

USING VERB–NOUN INTERNET PHRASES

A Match the verbs in the box with the nouns.

add	build	change	check	click
join	make	message	open	swipe

- _____ your messages
- _____ a video
- _____ an account
- _____ someone
- _____ left/right
- _____ on a link
- _____ a website / an app
- _____ someone as a friend
- _____ your password
- _____ a group



B Complete the questions with the correct form of the phrases from A.

- Have you c_____ y_____ p_____ more than once in a week? Why?
- Have you m_____ a v_____ on your computer?
- Do you have to s_____ l_____ or r_____ when you answer your phone?
- Have you c_____ y_____ m_____ today?
- Have you ever c_____ on a l_____ that wasn't safe? What happened?
- Have you j_____ a g_____ on social media? What was it?
- How often do you m_____ s_____ you're good friends with?
- Have you b_____ a w_____ or an a_____?
- Have you a_____ s_____ as a f_____ on social media when don't know them?
- How many social media sites have you o_____ an a_____ on? Which ones?

C Ask your classmates the questions in exercise B.

11.2 VOCABULARY

USING SOCIAL MEDIA VERBS

A Find and circle the ten social media verbs.



Student A

B Read your sentences to Student B. Ask him or her to choose the correct verb to complete the sentence. Then listen to Student B and choose the correct verb.

- 1 My boss asked me to *search for* / *follow* information for a new project.
- 2 I don't want this person to contact me. I'm going to *share* / *block* him.
- 3 Everyone is saying how funny that video is. I think it will *go viral* / *download*.
- 4 I really want that job. I'm going to *like* / *upload* my résumé to their website.
- 5 I love this band's music. I *login* / *follow* them on Facebook.

C Write three questions for your partner. Use the social media verbs from exercise A.

Student B

B Listen to Student A. Choose the correct verb to complete the sentence. Then read your sentences to Student A and ask him or her to choose the correct verb.

- 6 I always *share* / *bookmark* websites I like so I can visit them another time.
- 7 I always pay to *search for* / *download* new movies online.
- 8 I can't *log in* / *like* to my email account. It's not working!
- 9 I love that photo my sister sent me. I'm going to click on *like* / *block*.
- 10 When I see something interesting online, I *share* / *search for* it with my friends.















C Write three questions for your partner. Use the social media verbs from exercise A.

12.1 VOCABULARY

DESCRIBING WEATHER

A Fill in the blanks with the weather words in the box.

blizzard boiling cloudy drought flood foggy humid
hurricane rainy snowstorm snowy sunny thunder and lightning windy

1  f_____d	5  d_____t	9  s_____y	13  s_____y
2  h_____e	6  w_____y	10  t_____r and l_____g	14  c_____y
3  b_____d	7  r_____y	11  h_____d	
4  b_____g	8  f_____y	12  s_____m	

B What is the weather like in these cities today? What will it be like tomorrow? Write a word from exercise A in each box. Then write a short weather forecast for each city.

TORONTO	
TODAY	TOMORROW

Today

Tomorrow

MELBOURNE	
TODAY	TOMORROW

Today

Tomorrow

! Remember the difference between nouns and adjectives in a sentence:
It'll be **cloudy** in Toronto tomorrow.
There will be **thunder and lightning** in Melbourne tomorrow.

C Compare your weather forecasts with a partner. Are they the same?

12.2 VOCABULARY

DESCRIBING LANDSCAPES AND CITYSCAPES

A Look at the pictures and write the missing words in the descriptions.

cave cliff coast fountain glacier rainforest rocks
skyscraper stadium statue stream tower valley waterfall

"I'm in a ¹ _____ in the middle of the ² _____.
It's beautiful! There's a ³ _____ on my right,
and some ⁴ _____ and a ⁵ _____ in front of me."



"I'm on a mountain, looking down on the city in the ⁶ _____. I can
see a lot of ⁷ _____, and the ⁸ _____ where my team
plays. On my right, there's a very tall ⁹ _____."



Student A

B Look at the picture. Imagine you're in this place. Describe your picture to a partner using the words from the box in exercise A. Your partner has to draw the picture.

I can see a ...

On my left/right, there's ...

There's a ... in front of me.



Student B

B Look at the picture. Imagine you're in this place. Describe your picture to a partner using the words from the box in exercise A. Your partner has to draw the picture.

I can see a ...

On my left/right, there's ...

There's a ... in front of me.



Teacher's notes for photocopiable activities:

SPEAKING

UNIT 1 FIND THE CONNECTIONS

page T-245

Group activity

Unit 1 vocabulary: Describing people you know

Unit 1 grammar: *Be*; Possessive adjectives; Possession

40 minutes

- **Prepare** Make one copy of the worksheet for each group of four Ss. Cut the worksheets into four so each S gets a role.
- **Introduce** Ask Ss to tell you three of the most important facts about their lives (e.g., family, job, studies, interests, and friends). Ask them about the different ways they are connected.
- Divide the class into groups of four. Explain that each of them will have a role card that they will need to memorize.
- **Do the task** Tell Ss to read their role card and put the names and connections they find into the chart. Explain that they will not find all the information on their card.
- Give Ss five minutes to memorize the information from their role card. Remind them that they need to change the sentences from second person (you) to first person (I).
- Ss introduce themselves to others in the group to find out how they are connected. Ss should say, for example: *Hi, I'm Amanda. I'm a student at the American English School.*
- When all Ss have filled in their charts, ask groups about the connections between the people. Ss should make full sentences with possessive 's. For example: *Laura is Amanda's classmate.*

Answers

1 Laura 2 boyfriend 3 Daniel 4 Amanda
5 roommate 6 Laura 7 Pedro 8 neighbor
9 Amanda 10 Pedro 11 classmate 12 Daniel

- **Review** Ask *Who is Alberto?* Give Ss two minutes to find Alberto's connection to all four people.
- On the board, write *Alberto is ...*. Ask volunteers to complete the sentence with the connections.

Answers

Alberto is ... Amanda's cousin / ... Pedro's close friend / ...
Daniel's boss / ... Laura's boyfriend

UNIT 2 ARE YOU A GOOD STUDENT?

page T-246

Pair/group work

Unit 2 vocabulary: Expressions with *do*, *have*, and *make*; Naming work and study items

Unit 2 grammar: Simple present for habits and routines

35 minutes

- **Prepare** Make one copy of the worksheet for each pair of students.
- **Introduce** On the board, write *A good student always brings his/her textbook to class.* Ask Ss if they think this is true. Write *A good roommate ...* on the board, and elicit ways to finish the sentence.
- **Do the task** Ss work with a partner to complete the title of their questionnaire. Suggest ideas if necessary (e.g., coworker, roommate, or classmate).
- Give Ss ten minutes to complete the questionnaires. Circulate and help with question construction.
- Pairs work with another pair and take turns asking their questions. They should make notes.
- **Review** Pairs present their findings to the class, saying whether the Ss they questioned are good roommates/ students/coworkers. They should give reasons. For example: *Luca is a good roommate because he does the dishes every day.*

UNIT 3 WHAT'S SHE DOING TODAY?

page T-247

Whole-class activity

Unit 3 vocabulary: Sports; Exercising

Unit 3 grammar: Simple present and present continuous

35 minutes

- **Prepare** Make one copy of the worksheet per 12 students. Cut the worksheet into 12 strips to give each student a pair of sentences. For larger classes, give a strip to a pair of students. For smaller classes, give students two strips.
- **Introduce** On the board, write *I usually watch soccer, but today I'm watching _____.* *My brother usually plays _____, but today he's playing tennis.* Elicit the questions Ss need to ask to find the missing information (What are you watching today? What does your brother usually play?).
- **Do the task** Rearrange the classroom if necessary so that Ss can move around freely.
- Give each S a pair of sentences, and give them two minutes to prepare their questions.

- Ss circulate and ask their two questions until they find the missing information. Monitor and make sure Ss are using the correct tenses for their questions.
- **Review** Ask a S *Where is Joe going today?* The S who answers the question should ask the next question (What does Roberta usually watch?).

UNIT 4 WHAT ARE YOU DOING ON THE WEEKEND?

page T-248

Pair work

Unit 4 vocabulary: Describing pop culture

Unit 4 grammar: Present continuous for future plans

40 minutes

- **Prepare** Make one copy of the worksheet for each pair of students.
- **Introduce** On the board, write *Your neighbor invited you to the movies with him/her, but you don't want to go. What do you say?* Give Ss time to discuss their ideas in small groups, and write their answers on the board.
- **Do the task** Put Ss into pairs. Give them five minutes to prepare their roles for conversation A and make notes.
- Ss role-play their conversations. Circulate and help with any language questions.
- Ask Ss about the outcome of their conversations. Are they going to the festival? Why or why not? What's happening at the festival?
- Ss prepare and role play conversation B.
- **Review** When Ss have finished their conversation, ask the class about the party they talked about. Who's going? What's happening? Ask volunteers to perform their favorite lines from the conversation.

UNIT 5 REALLY?

page T-249

Group work

Unit 5 vocabulary: Describing opinions and feelings;
Describing life events

Unit 5 grammar: Simple past; Simple past negative and questions

40 minutes

- **Prepare** Make one copy of the worksheet for each group of four students. Cut the worksheet into 24 cards.
- **Introduce** On the board, write *I went out with friends last weekend.* Tell Ss that they should ask you questions to find out if this information about you is true. Elicit the type of questions they should ask. For example: *Where did you go? How many friends did you go with? What did you do?* When you have answered the questions, ask Ss if they think you're telling the truth.

- **Do the task** Put Ss into groups of four. To make the game more challenging, Ss should work with others who they don't usually speak to.
- Ss take turns to pick a card and say their sentence. Others in their group ask questions to find out if they're telling the truth. Remind Ss that they can lie when they answer the questions.
- If a S convinces the group that he/she is telling the truth, that S can keep the card. If the S *is* telling the truth and the group thinks he/she is lying, the S can keep the card. The S with the most cards at the end is the winner.
- **Review** Ask Ss three interesting things they learned about each person in their group.

UNIT 6 WHAT'S WRONG WITH OUR STORE

page T-250

Whole-class activity

Unit 6 vocabulary: Using money; Shopping

Unit 6 grammar: *Be going to*; Determiners

40 minutes

- **Prepare** Make one copy of the worksheet for each group of three or four students.
- **Introduce** Ask Ss which department stores they go to. What do they like about them, and what do they dislike? Ss look at the pictures and match them to the complaints in the memo. Help with any new vocabulary items, such as *complaint, fitting room, or bonus.* Ask *Imagine you are the store manager. How are you going to fix these problems?*
- **Do the task** Ss work with their group to discuss the changes they are going to make now and those they are going to make later. Circulate and answer any language questions.
- **Review** Ask each group to say what they are going to do. Take a vote on which group has the best plan. This group will get a bonus.

UNIT 7 HEALTHY EATING

page T-251

Pair work / Whole-class activity

Unit 7 vocabulary: Naming food; Describing food

Unit 7 grammar: Quantifiers; Verb patterns

40 minutes

- **Prepare** Make one copy of the worksheet for each pair of students.
- **Introduce** Review the idea of a questionnaire. Ask Ss if they have recently completed a questionnaire and what it was about. Ask a couple of questions about food preferences/habits to get Ss thinking about the topic. For example: *What is your favorite food/dish? How often do you have it? Is there a food you can't stand eating? Why?*

- **Do the task** Ss work in pairs to create ten questions. Circulate and answer any language questions.
- Pairs walk around the class and ask other pairs their questions. One S should ask the questions while his/her partner takes notes.
- **Review** Ask pairs what they learned about their classmates' eating habits. Make sure Ss are correctly using the verb patterns from 7.2.

UNIT 8 TIPS FOR TRAVELERS

page T-252

Pair work / Whole-class activity

Unit 8 vocabulary: Traveling; Using transportation

Unit 8 grammar: *If* and *when*

40 minutes

- **Prepare** Make one copy of the worksheet for each student.
- **Introduce A** Ss look at the pictures and discuss the questions with a partner.
- Discuss ideas and opinions with the whole class.
- **Do the task B** Model an example exchange with a S. Ask *When you take an airplane, do you take off your shoes and socks?*
- Ss work in pairs to ask and answer the questions. Circulate and make sure Ss are using *if/when* clauses.
- **Review** Pairs perform their favorite exchange for the class.
- **C** Discuss with the class to decide on the "Top five terrible travel habits."

UNIT 9 THE BEST MOVIE THIS YEAR

page T-253

Group work

Unit 9 vocabulary: Naming accessories

Unit 9 grammar: Comparative adjectives; Superlative adjectives

40 minutes

- **Prepare** Make one copy of the worksheet for each student.
- **Introduce** On the board, write *The most beautiful place in my city is ...* Ask Ss to come to the board and finish the sentence. Ask questions, such as *Why do you like it? How often do you go there?*
- **Do the task** Give Ss five minutes to finish the sentences with their own ideas.
- Ss work in groups of three or four to discuss their answers. Encourage them to ask each other questions and keep the conversation going.
- Circulate and help with any language questions.
- **Review** Ask groups about the three most interesting conversations they had.

UNIT 10 DON'T WORRY!

page T-254

Pair work

Unit 10 vocabulary: Describing jobs; Describing health problems

Unit 10 grammar: Making predictions

- **Prepare** Make one copy of the worksheet for each pair. Cut in half.
- **Introduce** Ss read through their roles in conversation A. Elicit ideas on how Ss can start the conversation, for example *Are you ready for your first day of work?*
- **Do the task** Ss work with their partners to prepare both conversations. Remind them to use the questions as ideas but not to use them in the conversation. Ss can refer to the conversation in lesson 10.2 (Student's Book page 100). They should make notes, not write a full conversation.
- Ss practice their conversations with their partners before choosing one to perform for the class.
- **Review** While pairs are performing their conversations, other pairs should make a note of what the speakers are worried about. Make a list of the most interesting / funniest / most serious worries.

UNIT 11 SOCIAL MEDIA QUESTIONS

page T-255

Pair work / Whole-class activity

Unit 11 vocabulary: Using verb–noun internet phrases; Using social media verbs

Unit 11 grammar: Present perfect for experience

40 minutes

- **Prepare** Make one copy of the worksheet for each pair of students.
- **Introduce** Introduce the idea of an infographic by showing the class the infographic from lesson 11.4 (page 114). Tell Ss that they're going to make their own. Ask them *How will you get the information you need? (Ask questions.) How many people should you ask? (everyone in the class / as many as possible)*
- **Do the task** Ss work in pairs to write six questions. Circulate and help with language questions.
- Pairs go around the class and ask as many people as possible their six questions. They should make a note of all answers.
- Pairs use the information they have collected to create their infographic.
- **Review** Ss present their infographics to the class. Were there any surprising figures?

UNIT 12 A VACATION TO REMEMBER

page T-256

Pair work / Whole-class activity

Unit 12 vocabulary: Describing weather; Describing landscapes and cityscapes

Unit 12 grammar: Questions with *be like*; Relative pronouns: *who, which, that*

50 minutes

- **Prepare** Make one copy of the worksheet for each student.
- **Introduce** **A** Ss look at the pictures and discuss the questions.
- Discuss ideas as a class. Elicit vocabulary about different weather and vacation activities.
- **Do the task** **B** Ss prepare questions to ask their partners. They should also think of how to answer the questions. Tell Ss that it doesn't have to be a real vacation. They can be imaginative.
- Ss ask their partners about their vacations and make notes about their answers.
- Ss prepare to tell the class about their partners' vacations.
- **Review** Ss present their partners' vacation stories to the class. Take a vote on the best/worst vacation.

UNIT 1 SPEAKING

FIND THE CONNECTIONS

You are Amanda. Read and remember the sentences. Then introduce yourself to your group. What are your connections?

You're a student at the American English School.

Your mom's a teacher.

You're a server at your cousin Alberto's café.

Name	1	Pedro	3
Connection	classmate	2	coworker



You are Pedro. Read and remember the sentences. Then introduce yourself to your group. What are your connections?

Your girlfriend's name is Amanda.

Amanda's cousin is your close friend. He has a café.

You have three brothers.

Name	4	Daniel	6
Connection	girlfriend	5	neighbor



You are Daniel. Read and remember the sentences. Then introduce yourself to your group. What are your connections?

You have 500 friends on Facebook.

You live with Pedro.

You're a server in Alberto's café. He's your neighbor's boyfriend.

Name	7	Laura	9
Connection	roommate	8	coworker



You are Laura. Read and remember the sentences. Then introduce yourself to your group. What are your connections?

You're a student at the American English School.

You're from Peru.

Your apartment is next to Daniel's. His roommate is your brother.

Name	10	Amanda	12
Connection	brother	11	neighbor



UNIT 2 SPEAKING

ARE YOU A GOOD STUDENT?

always bring your textbook to class
have free time every day
listen to music with headphones
read a lot

do the dishes
have parties
make notes in class
save all your documents in files

do the laundry
have snacks in class
make plans

Decide how to finish the title. Then write a questionnaire. You can use the phrases in the box above or your own ideas.

Are you a good _____ ?

1	_____ ?
2	_____ ?
3	_____ ?
4	_____ ?
5	_____ ?
6	_____ ?
7	_____ ?
8	_____ ?
9	_____ ?
10	_____ ?

Ask another pair your questions.

Are you a good student?

Yes!

Do you always bring your textbook to class?

No. Sometimes I forget.

UNIT 3 SPEAKING

WHAT'S SHE DOING TODAY?

Joe usually goes to the gym, but today he's going to the _____ .
Roberta usually watches _____ , but today she is watching soccer.

James usually lifts weights, but today he's _____ .
Sally usually plays _____ , but today she's playing tennis.

Pedro usually _____ after exercising, but today he is lying down.
Laura usually goes running after school, but today she's _____ .

Dean usually goes _____ on Sundays, but today he's going to a hockey game.
Tina usually works out every morning, but today she _____ .

Hector usually watches _____ , but today he's watching football.
Louisa usually does yoga, but today she's _____ .

Carl usually goes to the _____ , but today he's going to the park.
Marta usually plays baseball, but today she's _____ .

Marta usually _____ , but today she's exercising at the gym.
Carl usually goes to the pool, but today he's _____ .

Joe usually goes to the _____ , but today he's going to the swimming pool.
Sally usually plays soccer, but today she's _____ .

Hector usually watches boxing, but today he's watching _____ .
Laura usually _____ after school, but today she's climbing at the gym.

James usually _____ , but today he's running in the park.
Dean usually goes to a soccer game on Sundays, but today he's _____ .

Pedro usually stretches after exercising, but today he is _____ .
Tina usually _____ every morning, but today she is swimming.

Louisa usually does _____ , but today she's doing a dance class.
Roberta usually watches basketball, but today she is watching _____ .

UNIT 4 SPEAKING

WHAT ARE YOU DOING ON THE WEEKEND?



Student A

A Your favorite band is playing at a festival this weekend. You know your friend hates the band, but you want him/her to come with you. Invite your friend to the festival. Use these questions to help you.

- What is your friend doing on the weekend?
- Can your friend change his/her plans?
- What other things are happening at the festival? Maybe your friend likes food or another band.
- Are other friends coming with you?

Hey! What are you doing this weekend?

B Your coworker is having a birthday party next weekend. You don't really like him/her, so you don't want to go. Tell him/her you have other plans.

- What are you doing next weekend?
- Why can't you change your plans?



Student B

A Your friend's favorite band is playing at a festival this weekend. You hate the band, and you don't want to go to the festival with him/her. Tell him/her you have other plans.

- What are you doing this weekend?
- Why can't you change your plans?

B You're having a birthday party next weekend. You want your coworker to come, but you don't think he/she wants to come. Invite your coworker to your party. Use these questions to help you.

- What is your coworker doing next weekend?
- Can your coworker change his/her plans?
- What is happening at your party? Maybe a famous actor or musician is coming.
- Are your other coworkers coming to your party?

Hey! What are you doing this weekend?



UNIT 5 SPEAKING

REALLY?

buy a new car last week	meet my best friend in high school	start school at the age of four
get a new job last year	learn to drive when I was 18	buy a house/apartment six months ago
go shopping (for clothes) yesterday	play soccer last weekend	go to a festival last month
play a video game yesterday	buy a new computer last week	be born in the United States
start high school when I was 14	visit another country last summer	go out with friends last weekend
join a yoga/exercise class last month	go to a movie yesterday	do my homework last night
be very angry yesterday	live in another country when I was a child	play loud music this morning
cook a meal yesterday	have a party last week	play tennis last weekend

UNIT 6 SPEAKING

WHAT'S WRONG WITH OUR STORE?

You are managers of a large department store. Your boss sent you this memo. Discuss the changes you are going to make.

MEMO

To: Store managers

From: The boss

Subject: Customer complaints

We received these complaints from our customers. We need to make some changes for our customers.

Please decide how to fix these problems and send your ideas to me by the end of the month. We can make three changes now and three changes in the future. The team with the best solutions will get a bonus.

“The price tags are hard to read.”

“I can never find a salesperson when I want to ask a question.”

“There aren't enough clothes in large sizes.”

“The checkout is very slow.”

“I bought some shoes, and they broke after one week!”

“The fitting rooms are not clean, and they are very small.”

“There are sale signs everywhere. It's hard to know what's on sale.”

“I always get lost in your store. I can't find the departments I'm looking for!”

“The salespeople aren't very friendly or polite.”



UNIT 7 SPEAKING

HEALTHY EATING


Write ten questions to ask your classmates. Use the ideas in the box below or your own ideas.

Do you like to eat fast food?


- cook your own meals
- eat a lot of fried food
- eat in restaurants
- enjoy eating vegetables/salad
- have snacks between meals
- like to eat fast food
- prefer grilled/roasted/boiled food

- always eat dessert
- drink too much coffee/tea/soda
- eat a vegetarian/vegan diet
- have any food allergies
- have a food you really dislike
- like eating spicy food
- prefer to buy healthy foods

Food questionnaire



- _____
- _____
- _____
- _____
- _____
- _____
- _____
- _____
- _____
- _____



UNIT 8 SPEAKING

TIPS FOR TRAVELERS

A Look at the pictures. What are the people doing / have they done? Do you do these things when you travel? How do you feel when other people do these things? Why?



B You are the host and guests on a radio show called "Tips for Travelers." Today's topic is "How to be a good traveler." Use the words below to ask and answer questions as in the example. You can add ideas from your own experience.

When you take a bus, do you put your backpack on the seat next to you?

No, I don't.


Why not?

If you put your backpack on the seat next to you, other people can't sit down. It's rude!

- be on a tour / return late to the tour bus
- check into a hotel / shout at the desk clerk
- get off a bus / stop right in front of the exit
- line up to buy a ticket / move ahead in the line
- ride a bus / listen to music without headphones
- spend time in nature / leave your trash behind
- take an airplane/bus/train / eat smelly food
- take an airplane / take off your shoes and socks
- take a bus / talk loudly on your cell phone
- take a train / leave your suitcase in the aisle

C Compare your discussions with the class. List the "Top five terrible travel habits."

Top five
**terrible
travel habits**



UNIT 9 SPEAKING

THE BEST MOVIE THIS YEAR

Finish the sentences with your own ideas. Then tell your group. Give reasons for your answers.

The most beautiful place in my city is the park. I love going there in the summer. There are a lot of beautiful flowers and trees.

- The most beautiful place in my city is _____.
- The best movie this year is _____.
- The most fashionable piece of clothing I have is _____.
- Life in my city is more interesting than life in _____.
- The most expensive thing I own is _____.
- The oldest person in my family is _____.
- My most comfortable sneakers are _____.
- The worst present ever is _____.
- The food in my country is more delicious than the food in _____.
- Playing soccer is more exciting than _____.
- Living in a big city is more interesting than living _____.
- Taking public transportation is better than _____.



UNIT 10 SPEAKING

DON'T WORRY!



Student A

- A** Your son/daughter/friend is starting a new job today. You want to make sure he/she will be OK. Ask questions and give him/her some advice. Use these questions to help you prepare.
- 1 What is the job?
 - 2 What dangers/problems will he/she face?
 - 3 What accidents might happen?
 - 4 What will he/she do after work?
 - 5 What advice can you give?
- B** You are going on a trip alone. Your friend is worried about what will happen during your trip. Answer his/her questions and try to make him/her feel better.



Student B

- A** Your mother/father/friend is worried about your first day at work. You have to tell him/her that everything will be fine. Answer his/her questions and try to make him/her feel better.
- B** Your friend is going on a trip alone. You want to make sure he/she will be OK. Ask questions and give him/her some advice. Use these questions to help you prepare.
- 1 Where is he/she going?
 - 2 How is he/she traveling?
 - 3 What will he/she take with him/her?
 - 4 When will he/she come back?
 - 5 What advice can you give?



UNIT 11 SPEAKING

SOCIAL MEDIA QUESTIONS

Write five questions to ask your classmates. Use the ideas below. Then use your classmates' answers to create an infographic.

- 1 first social media account
- 2 how often you post comments
- 3 how often you message your friends
- 4 prefer to take selfies alone / with friends / family / famous people
- 5 most interesting place you have taken a selfie

When did you open your first social media account?

When I was 14 years old.

SOCIAL MEDIA IN OUR CLASS

1 FIRST ACCOUNT AT AGE ...

%	AGE
_____	_____
_____	_____
_____	_____

2 HOW OFTEN WE POST COMMENTS

- every week
- every day
- every evening
- every _____
- _____

3 HOW OFTEN WE MESSAGE FRIENDS

%	HOW OFTEN
_____	once a day
_____	twice a day
_____	three times a day
_____	_____ times a day / hour / week
_____	_____

4 WE LIKE TO TAKE SELFIES ...

- alone
- with friends
- with family
- with famous people
- _____

5 TOP 5 PLACES FOR SELFIES

%	PLACE
_____	_____
_____	_____
_____	_____
_____	_____
_____	_____

UNIT 12 SPEAKING

A VACATION TO REMEMBER

A Look at the pictures. Do you think the people are enjoying their vacations? Why or why not?



B You work for a magazine, and you are talking to people about their most memorable vacations for an article. Work in pairs. Ask and answer questions about your partner's worst or best vacation. Use the ideas below or your own ideas.

- where
- when
- who with
- why
- what the place was like
- what the weather was like
- best/worst places, things, or activities
- a meal that you really enjoyed / didn't enjoy
- a day or event that you'll always remember

EVOLVE WORKBOOK 2 ANSWER KEY

Unit 1 Connections

1.1 We're family pages 2–3

1 VOCABULARY: Describing people you know

A 1 FR 2 W/S 3 FAM 4 W/S 5 FR 6 FR 7 FAM 8 FAM
9 FR 10 FR

B Answers may vary.

2 GRAMMAR: *Be*; possessive adjectives

A 1 is 2 am 3 are 4 are 5 are 6 are 7 is 8 is 9 is
10 is

B 1 f 2 e 3 b 4 d 5 g 6 c 7 a

3 GRAMMAR AND VOCABULARY

A 1 is 2 are 3 are 4 Are 5 is 6 is 7 is 8 is
Answers may vary.

B 1 my 2 his 3 your 4 our 5 their 6 its 7 Her

1.2 What's in your bag? pages 4–5

1 VOCABULARY: Naming everyday things

A **In my pocket:** candy bar, cash, driver's license, gum,
keychain, receipt, tissues

Not in my pocket: hairbrush, hand lotion, mirror, umbrella, water
bottle

2 GRAMMAR: Possession

A *Teacher* Excuse me, class. **Whose** jacket is this?

Girl It isn't **mine**. **My** jacket has pockets.

Teacher Tyler, is this **yours**?

Boy No. It isn't **mine**. **My** jacket is green.

Teacher Oh, look! Here's a name in the jacket. It belongs to Sarah.
It's **hers**.

Boy Sarah, it's **your** jacket.

Sarah No, it isn't. It belongs to a different Sarah. **Mine** is blue.

B *Man* Excuse me. I think that's **mine** wife's keychain. my

Woman No, sorry, it isn't **her**. hers

Man Are you sure? I think it **belong** to her. belongs

Woman No, it's mine. It **belongs** me. belongs to

Man Oh, I see. You're right. So where's **his** wife's
keychain? my

Woman Look! There's another keychain on the desk. Is that
his? hers

Man No, that isn't her. hers

3 GRAMMAR AND VOCABULARY

A 1 a 2 a 3 c 4 b 5 c 6 a 7 b 8 c

B 1 That mirror is ours. / That's our mirror.

2 Yes, the umbrella is mine. / Yes, that's my umbrella.

3 That cash is mine. / That's my cash.

4 Those tissues are ours. / Those are our tissues.

5 That candy bar is hers. / That's her candy bar.

6 That driver's license is his. / That's his driver's license.

7 No, that gum belongs to her. / No, it's hers / her gum.

8 No, that keychain is his. / No, it's his keychain.

1.3 How do you know Raquel? pages 6–7

1 FUNCTIONAL LANGUAGE: Greeting someone and starting
conversations

A 1 Are you ... 2 Pleased to meet you.

3 Great to meet you, too. 4 It's really good to see you.

5 Great to see you again. 6 Long time, no see.

2 REAL-WORLD STRATEGY: Showing interest and surprise

A 5 *George* Wow! Hey, Neil! Long time, no see!

1 *Neil* Good morning. I'm Neil. Are you James?

7 *Neil* Yes, I know George from a long time ago. It's really
great to see you.

2 *James* Yes, I am. Hi, Neil. Pleased to meet you.

6 *James* Wait ... do you know each other?

3 *Neil* Great to meet you, too. It's my first day in sales.

8 *James* Seriously? George is an old friend of mine, too. This is
great!

4 *James* Is it really? OK. Well, this is George, he's a manager.
George, this is Neil, he's a new salesperson.

3 FUNCTIONAL LANGUAGE AND REAL-WORLD STRATEGY

A Answers may vary.

1.4 Email introductions pages 8–9

1 READING

A [S] Re: Cars

[G] Dear Thomas,

[I] My name is Anton Taft. Your cousin, Sarah Griffin, is my friend.

[R] Do you like old cars? I repair them! It's my hobby. I have a car
from 1958. Attached is a photo.

[E] Please call me at 202-555-4646. We can meet on Saturday and
you can see the car.

[C] Thanks!

[F] Anton Taft

2 LISTENING

A 3 I want to give you some information about the summer
schedule. All departments follow the new schedule starting
next week. The summer schedule is in this morning's email.

2 My name is Cindy Clark, head of the human resources
department.

1 Hello, Mr. Chen,

4 Let me know if there are any questions.

5 Thank you!

3 WRITING

A 4 I want to invite you to our first neighbors' meeting. Please
find the agenda for the meeting included with this letter. The
meeting is at my house.

7 Rick Lock

2 Dear Mrs. Albertson,

3 My name is Rick Lock. I'm a neighbor of yours. Welcome to the
neighborhood.

6 Sincerely,

5 Thank you very much for your time. I look forward to seeing
you at the meeting.

1 Re: Upcoming meeting

B Answers may vary. Possible answers:

1 Dear 2 How are you? 3 next week

4 you can join 5 Sincerely,

Unit 2 Work and Study

2.1 Know your numbers pages 10–11

1 VOCABULARY: Expressions with *do*, *have*, and *make*

A have a party have a snack have free time do housework
make plans have something to drink do some work
make the bed do the dishes do the laundry

B

Tasks	Fun
do housework	have free time
do some work	have a snack
do the dishes	have something to drink
make plans	have a party
make the bed	make plans
do the laundry	

2 GRAMMAR: Simple present for habits and routines

A 1 I **don't have** much free time tomorrow.

2 We always **have** a party for my birthday.

3 **Do they sleep** for eight hours every night? No, they **don't**.

4 He usually **has** something to drink with dinner.

5 She **does** the dishes and then **has** a snack every day.

6 Sam **doesn't make** plans for after work.

7 My roommate **doesn't make** his bed, but he **does** the laundry every week.

8 Ben **usually does** the housework. I **don't do** the housework, but I **always do** the laundry.

B 1 They often do the dishes **in the afternoon**.

2 I don't do the laundry **on Mondays**.

3 Julia **sometimes** makes plans with her mom at night.

4 Peter and I **often** have something to drink with dinner.

5 When do you **usually** have free time?

6 How **often** does he do housework?

7 I do some work on my computer **every morning**.

8 We **never** have a snack before dinner.

3 GRAMMAR AND VOCABULARY

A Answers may vary.

B Answers may vary.

2.2 Where's your workspace? pages 12–13

1 VOCABULARY: Naming work and study items

A 1 textbook 2 outlet 3 calendar 4 document
5 headphones 6 keyboard

B 1 calendar 2 document 3 headphones 4 outlet
5 textbook 6 keyboard

2 GRAMMAR: *This / that one; these / those ones*

A 1 I like to clean my office every week. You see all **these** papers here on my desk? They are documents that I usually keep in **that** cabinet over there. But I'm working on many jobs now, so I have all of them here for the moment.

2 I share this office with Tim. He likes to listen to music. **Those** are his headphones on his chair. I usually sit by the window. I watch people buy their newspapers at **that** newsstand on the corner.

3 We have many laptops in our office. **This one** is my favorite. I like it because the keyboard is big. It has a wider screen than **those** by the door. I usually use it.

B 1 A What is **that**?

B **That** is my table.

2 **A** Is **that** your favorite umbrella?

B Yes, it's **that one**.

3 **A** What are **those**?

B **Those** are Tim and Laura's chairs.

4 **A** **This** desk is where I usually work.

B It's bigger than **those ones** over there.

3 GRAMMAR AND VOCABULARY

A 1 **This is** an open laptop. **Those ones** aren't open.

2 **These** documents **are** on the desk. **That one is** on the table.

3 **This is** a modern desk. **That** is a table.

4 **This is** an open window. **Those ones aren't** open.

B Answers may vary. Possible answers:

1 This book is on the desk. Those ones are on the shelves.

2 This door is near the desk. Those are not (near the desk).

2.3 The connection's terrible pages 14–15

1 FUNCTIONAL LANGUAGE: Explaining communication problems

A 1 Maria Hi, Julio. How are you?

5 **Maria** OK ... How about now? Julio? Are you still there?

3 **Maria** Hm ... I think it's my Wi-Fi. Let me see ... Is that any better?

9 **Maria** Hm ... Let me call you again, OK?

7 **Maria** I can't. I have meetings all day. Let me change my mic ... How about now?

8 **Julio** Uh, ... It's not better, sorry. The echo is still there.

2 **Julio** Hi. Maria? Sorry, I can't hear you very well.

4 **Julio** No, I'm sorry. Maria, you're breaking up. The connection is terrible.

6 **Julio** Yes, I'm still here, but there's an echo now. Can we try again later today?

10 **Julio** OK. Thanks.

2 REAL-WORLD STRATEGY: Asking for repetition and confirmation

A 1 d 2 b 3 e 4 f 5 c 6 a

3 FUNCTIONAL LANGUAGE AND REAL-WORLD STRATEGY

A Answers may vary.

B Answers may vary.

2.4 How to be successful pages 16–17

1 LISTENING

A 1 b 2 a 3 c 4 b

B 1 c 2 d 3 e 4 b 5 a

2 READING

A 1 hard 2 enjoy 3 help 4 working

B 1 b 2 b 3 a

3 WRITING

A Answers may vary.

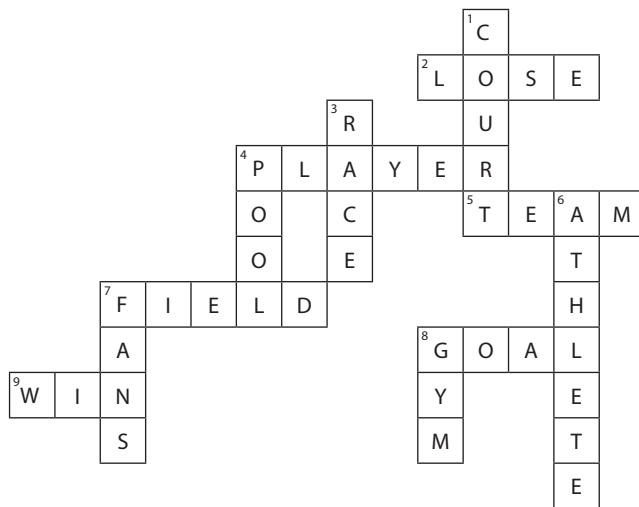
B Answers may vary.

Unit 3 Let's move

3.1 We're winning! pages 18–19

1 VOCABULARY: Sports

A



B 1 fans 2 gym 3 player 4 winning 5 court
6 field 7 pool 8 losing, team 9 race

2 GRAMMAR: Present continuous

A 1 is talking 2 is having 3 are talking 4 are winning

B Answers may vary. Some possible answers may be:

- 1 He is eating.
- 2 He is reading the newspaper.
- 3 He is taking photos.
- 4 They are looking at their phones.

3 GRAMMAR AND VOCABULARY

A Answers may vary. Possible answers:

- 1 on the soccer field 2 Ronaldo 3 he
- 4 He is tying his shoelace.

B Answers may vary. Possible answers:

- A Where are you now?
B I'm walking on the soccer field. And guess what?
A What?
B Messi is standing right next to me!
A Great! What's he doing?
B He's talking to a referee.
A Awesome! What's the score?
B His team is winning 3–1.

3.2 The 16th step pages 20–21

1 VOCABULARY: Exercising

A 1 sits down 2 stretching 3 lie down 4 lifting 5 throw
6 jumping

2 GRAMMAR: Simple present and present continuous

A 1 plays 2 are lifting 3 climbs 4 are lying
5 are swimming 6 does he run 7 are they doing
8 Is your boyfriend watching

B 1 Do you stretch every morning when you wake up?

2 Look! I **am lifting** two coffee cups now!

3 I **don't go** to the gym every evening.

4 Look! The fans are **running** onto the field!

5 The race is on. Everyone is **running**.

6 **Are** you listening to the game on the radio now?

7 Your dog **is lying** down under the tree.

8 Are all the athletes **exercising** at the gym now?

3 GRAMMAR AND VOCABULARY

A Answers may vary. Possible answers:

- 1 Yes, I do.
- 2 No, I'm not at the moment.
- 3 Yes, I play basketball.
- 4 I run for 20 minutes. I jump, stretch, and turn several times.
- 5 I like basketball and baseball.
- 6 I prefer to exercise in the morning.

3.3 Could you tell me ... ? pages 22–23

1 FUNCTIONAL LANGUAGE: Asking for information

A 5 Near the exit, thanks. Oh, one more thing, could you tell me where the coffee shop is?

6 It's right by the entrance.

1 Excuse me. We're looking for row B.

2 It's three rows down.

7 Thank you so much, and have a great day.

4 They are near the exit by center court.

3 Oh, great! Thanks. Do you know where the restrooms are?

B 1 looking for 2 could you tell me / do you know

2 REAL-WORLD STRATEGY: Checking information

A 1 e 2 d 3 b 4 a 5 c

3 FUNCTIONAL LANGUAGE AND REAL-WORLD STRATEGY

A 1 I'm looking for 2 is waiting now / is waiting for you now

3 Could you tell me 4 Her name

5 Do you know where 6 A towel

B Answers may vary. Possible answers:

A Excuse me. I'm looking for the basketball clinic.

B Of course. It starts at 3:00, in the Main Gym.

A At 3:00? OK. Could you tell me what time it finishes?

B It finishes at 9:00.

A 9:00? Great. Just one more thing. Do you know how much it costs?

B How much it costs? Sure. It costs \$15.

A Thank you!

3.4 Bike sharing pages 24–25

1 LISTENING

A 1 F Adrian's group has bicycle tours to teach people about bicycle safety.

2 F Adrian rides his bicycle to college every day.

3 T

4 T

B 1 the *Bicitekas* 2 Mexico City 3 about 50,000

4 Wednesday 5 100

2 READING

A 1 b 2 b 3 a

3 WRITING

A 1 c, so 2 a, but 3 b, and

B Answers may vary.

Unit 4 Good times

4.1 Comic celebration pages 26–27

1 VOCABULARY: Describing pop culture

A

U	U	V	T	T	W	K	D	E	B	G	
N	V	X	Q	V	T	S	D	T	F	A	C
G	I	S	V	S	Y	I	I	T	N	N	D
P	D	H	M	H	I	N	R	S	N	D	Y
L	E	R	M	O	O	G	E	I	E	N	F
V	O	S	E	W	L	E	C	T	T	A	E
K	G	B	W	G	Y	R	T	R	D	C	S
O	A	R	T	I	S	T	O	A	X	T	T
H	M	L	W	J	V	I	R	R	N	O	I
L	E	I	H	P	R	V	S	T	E	R	V
D	S	H	X	C	O	N	C	E	R	T	A
T	N	M	U	S	I	C	I	A	N	P	L

2 GRAMMAR: Present continuous for future plans

A 1 F 2 F 3 P 4 F 5 F 6 P

B 6 I love them! What time are you leaving?

- Not really. I'm playing video games now, but that's all. How about you?
- In an hour. So, are you coming?
- Oh, yeah! I'm coming with you.
- I'm going to a music festival. A friend of mine is playing in a band.
- It's called Public Attack. The Bronxites and Sam and the Wheelers are also playing.
- That's great! What's the name of his band? Are other bands playing, too?
- Are you doing anything tonight?

3 GRAMMAR AND VOCABULARY

A Answers may vary. Possible answers:

Who	What	When
Anna	watch a movie	this weekend
Jose	go to a concert	tonight
Anna and Jose	play video games	tomorrow
I	do the laundry	tomorrow
I	play soccer	this weekend
A friend and I	visit a museum	next week

- B 1 Anna is watching a movie this weekend.
 2 Jose is going to a concert tonight.
 3 Anna and Jose are playing video games tomorrow.
 4–6 *Answers may vary. Possible answers:*
 4 I am doing the laundry tomorrow.
 5 I'm going to play soccer this weekend.
 6 We are visiting a museum next week.

4.2 The perfect gift pages 28–29

1 VOCABULARY: Naming gift items

A 1 a 2 c 3 b 4 b 5 a 6 c

2 GRAMMAR: Object pronouns

A 1 her 2 him 3 you 4 us 5 it 6 me 7 them

- B 1 Donald is a Yankees' baseball fan. He watches **them** play every weekend.
 2 I'm buying a new camera for you. I hope you like **it**.
 3 Those are beautiful flowers! Do you like **them**?
 4 My dad always gives me good advice. I love **him**!
 5 Jack, Katie, and I are going to Comic Con. I'm glad you're coming with **us**.
 6 It's my sister's birthday. She has so many hobbies, I don't know what to give **her**.

3 GRAMMAR AND VOCABULARY

A Answers may vary. Possible answers:

- A I want to give my **best friend** a birthday gift, but I don't know what to get **her**.
 B OK, well. What does **she** like to do? What are **her** hobbies?
 A I'm not sure. I think **she** likes **cooking**.
 B OK. How about **a cookbook**? Do you think **she** might like **a cookbook**?
 A That's a great idea! Thanks for helping **me**!
 B Sure! That's what friends are for!

4.3 I'd love to! pages 30–31

1 FUNCTIONAL LANGUAGE: Making and responding to invitations; making plans to meet

A 1 e 2 c 3 d 4 b 5 a

2 REAL-WORLD STRATEGY: Making general excuses

A

Purpose	Number of line
Decide on a time and a place to meet	5
Say yes to the invitation	4
Say no and give a general excuse	2
Invite someone to do something with you	1
Agree on your new plans	6
Explain more about the plans	3

3 FUNCTIONAL LANGUAGE AND REAL-WORLD STRATEGY

A Answers may vary. Possible answer:

Going to the movies

B Answers may vary. Possible answers:

Purpose	Expressions
Ask how people are	What's up?
Ask about plans	What are you doing tonight?
Invite someone to do something with you	Do you want to come to the movies with me?
Give a general excuse	I'm studying.
Explain more about the plans	It's the new <i>Spider Man</i> . We can go to the late show.
Accept the invitation	OK, that sounds good.
Decide on a time and a place to meet	Let's meet here at 9:00.
Agree on your new plans	Great, see you then!

C Answers may vary. Possible answers:

- A Hey. What's up?
 B Hi, what are you doing tonight?
 A Not much.
 B Do you want to come to the movies with me?
 A I can't. I'm studying tonight.
 B Come on! It's the new *Spider Man*. We can go to the late show.
 A OK, that sounds good.
 B Let's meet here at 9:00.
 A Great, see you then!

4.4 Waiting for something special pages 32–33

1 LISTENING

A 1 b 2 c 3 b 4 c

B 1 d 2 e 3 a 4 c 5 b 6 f

2 READING

A 1 c 2 c 3 b 4 b 5 b

3 WRITING

A Answers may vary. Possible answer:

To: Amanda

Subject: Burning Man Festival

Hi!

What's up? I'm watching a TV show about the Burning Man festival. It is in the Nevada desert every year. This year it is from August 27 – September 4. Do you want to go with me? It is a little expensive. It costs \$425. But there will be many events like theater, music concerts, and an art competition. So it's OK. We can meet at my house and drive to Black Rock City. Let me know!

Thanks!

Martina

Unit 5 Firsts and lasts

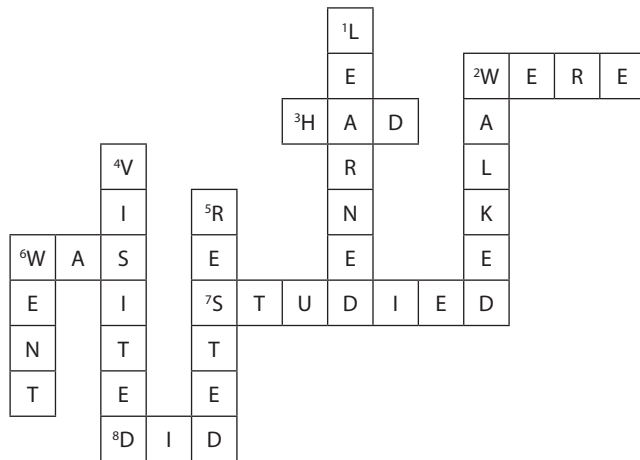
5.1 One amazing day pages 34–35

1 VOCABULARY: Describing opinions and feelings

A 1 angry 2 fun 3 strange 4 cool 5 loud 6 horrible
7 dangerous 8 amazing 9 proud 10 tired 11 perfect
12 crazy

2 GRAMMAR: Simple past

A



- B** 1 I **saw** my friends at school yesterday.
2 They **visited** their grandparents last year.
3 **Was** he your best friend? / **Was** he your best friend in elementary school?
4 Sam **had** dinner plans with her classmates last night.
5 **Were** the Patriots the winners last season?

3 GRAMMAR AND VOCABULARY

A Answers may vary. Possible answers:

Amazing: I traveled to Egypt and saw the pyramids ...

Dangerous: I swam with sharks ...

Strange: I saw a chicken walking down the street ...

B Answers may vary. Possible answers:

Questions	First story	Second story
Was this good or bad for you?	It was good.	It was bad.
Who were you with?	I was with my family ...	I was alone ...
Why was this moment special?	Because the pyramids were awesome ...	Because I was afraid ...

5.2 Guess in 60 seconds pages 36–37

1 VOCABULARY: Describing life events

A Children and youth: be born, start school, learn to drive

Adults: buy a car, buy a house or apartment, get married, graduate from college, have a baby, get a job, meet your future husband/wife

Old age: become a grandparent, retire

2 GRAMMAR: Simple past negative and questions

- A** 1 When did Mia move to Rio de Janeiro?
2 Where did Mia go to school?
3 What was her brother's name?
4 Where did she meet her husband?
5 How many children did Mia and her husband have?
6 They didn't have three children.
7 What was her job?
8 How long did she work there?
9 Did she like her job?
10 Did her husband like his job?

- B** 1 was 2 was 3 was 4 wasn't 5 became 6 was
7 scored 8 played 9 did 10 scored 11 helped

3 GRAMMAR AND VOCABULARY

A Possible answers:

Personal life:

Pelé married Rosemeri dos Reis Cholbi on February 21, 1966.

He had a baby girl in January 1967. Her name was Kelly Cristina.

His first grandchild was born in August 1987.

World Cup victories:

Pelé won his first World Cup in 1958. He was 17 years old.

He won his last World Cup in 1970, in Mexico.

Age when he retired, and what he did after that:

Pelé retired in 1977.

He received the FIFA Ballon d'Or Prix d'Honneur in January 2014.

5.3 That's cool! pages 38–39

1 FUNCTIONAL LANGUAGE: Congratulating and sympathizing with people

A 1 b 2 c 3 a 4 b 5 c

2 REAL-WORLD STRATEGY: Checking your understanding

A 1 d 2 e 3 a 4 b 5 c

3 FUNCTIONAL LANGUAGE AND REAL-WORLD STRATEGY

A Answers may vary. Possible answers:

A I heard you got married last month! **'Congratulations!**

B We did! Thanks! It was a really big decision.

A ²**You mean** it was a life decision?

B Yes! I'm really happy about it! We went to Rio after the wedding.

A ³**That's great news!**

B I know! Jim and I were really busy the month before!

A I'm sure you were. ⁴**You did really well!**

B Thanks!

B Answers may vary. Possible answers:

A Hey, I heard you had an accident.

B **'I did**, I was in a car accident.

A ²**That's terrible! Talk about bad luck.** Did you get hurt?

B Yes, well, I went to the hospital. But I'm OK now.

A ³**I'm so sorry.**

B Thanks! ⁴**It's not the end of the world.**

5.4 First impressions pages 40–41

1 LISTENING

A 1 c 2 b 3 b 4 a 5 c

2 READING

A 1 a trip to 2 liked 3 part of his time

4 during soccer games

B 1 River Plate 2 Oklahoma 3 meat 4 Yes, he does.

5 Yes, he is.

3 WRITING

A Answers may vary. Possible answers:

1 Absolutely! 2 No way!

3 I know the feeling. / You're so right.

4 You're so right. / Interesting!

5 Interesting! / No way! / Are you kidding?

6 No way! / Are you kidding? 7 I know the feeling.

8 Are you kidding? / No way!

B Answers may vary.

Unit 6 Buy now, pay later

6.1 Black Friday fun pages 42–43

1 VOCABULARY: Using money

A 1 selling, cost, lend

2 borrowed, spent

3 save

4 shop online, waste

2 GRAMMAR: *Be going to*

A 1 I'm going to order the new video game.

2 Cara is going to sell her car.

3 Are you going to pay me back?

4 Is she going to spend all that money?

5 No, they aren't going to waste money on that.

6 The bank isn't going to lend me the money.

B 1 Don isn't/is not going to buy a new jacket on Saturday.

2 Mila is going to take a French class on Saturday.

3 I'm going to order a book online on Saturday.

4 Don and Cal are going to pay Jon back on Saturday.

5 Dave isn't/is not going to borrow Kim's car on Sunday.

6 Cal isn't going to go to Boston on Sunday.

7 Cal and I are going to spend time together on Sunday.

8 Is Dave going to work on the weekend?

9 Is Mila going to buy a gift for Cal this week?

10 Is Ann going to go running on Friday?

3 GRAMMAR AND VOCABULARY

A Answers may vary.

6.2 Shop this way pages 44–45

1 VOCABULARY: Shopping

A People: customer, sales clerk

Places: department store, drugstore, grocery store

Things: cart, cash register, price, sale, shelf

2 GRAMMAR: Determiners

A 1 All of 2 Many/Most 3 None 4 All 5 some

6 Many/Most

B 1 **All of the** department stores in the city have sales.

2 **None of the** customers who shop here like the long lines at the cash registers.

3 Most **of** them are going to borrow money from the bank.

4 Some **of the** malls are going to offer better discounts.

5 None **of the** sales clerks are very friendly today.

6 Many **of** the sales signs in this store have the wrong information.

3 GRAMMAR AND VOCABULARY

A Answers may vary. Possible answers:

1 Were most of the sales clerks friendly?

2 Did all of the sale signs have the correct information?

3 Were many of the shopping carts broken?

4 Did all of the groceries have prices on them?

5 Were some of the shelves dirty?

6 Do you like shopping here most of the time?

B Answers may vary.

6.3 What do you call them in English? pages 46–47

1 FUNCTIONAL LANGUAGE: Phrases to use when you don't know the word

A 1 know 2 thing 3 like 4 use 5 call

2 REAL-WORLD STRATEGY: Asking for words in English

A 1 you say that in English

2 the word in English

3 do you call them in English

3 FUNCTIONAL LANGUAGE AND REAL-WORLD STRATEGY

A Answers may vary.

B Answers may vary. Possible answers:

Offering to help: How can I help you? Can I help you?

Explaining your language problem: I don't know the word in English.

Explaining the function of the thing you want: you use it for/to ...; it's a thing for/to ...

Asking the name in English: What do you call it/them in English? How do you say that in English? What's the English word for ... ?

Saying you understand: I get it; Got it; That's right.

C Answers may vary.

6.4 Money lessons pages 48–49

1 LISTENING

- A 1 smart shopping 2 are 3 is not 4 always
B 1 d 2 a 3 b 4 e 5 c

2 READING

- A 1 a 2 c 3 a 4 a

3 WRITING

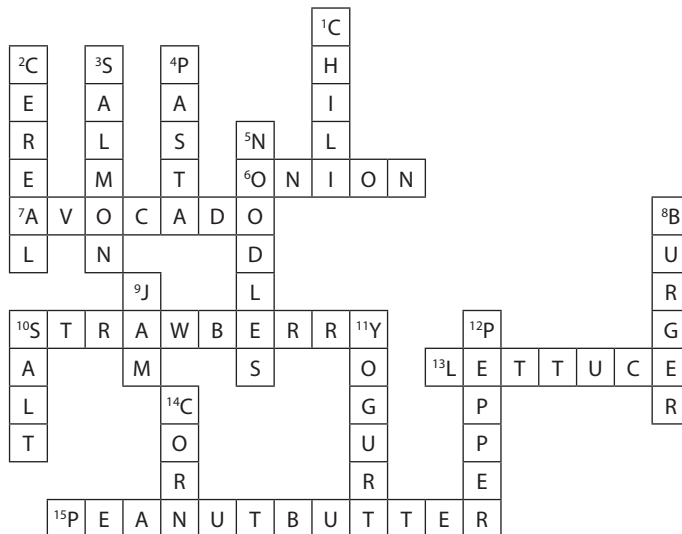
- A 1 Movie stars are the **ones** that shop there.
2 Ipanema's street market is great. I can't wait to visit **it** again.
3 There are many stores in Rio. Gilson Martins is a famous **one**.
4 Of all the countries, Brazil is the **one** I'm in love with.
5 Brazilians are the **ones** that dress well.
B Answers may vary.

Unit 7 Eat, drink, be happy

7.1 Comfort food pages 50–51

1 VOCABULARY: Naming food

A



2 GRAMMAR: Quantifiers

- A 1 many, much 2 many, much 3 much 4 much, many
B 1 I'm putting **a lot** of onion in my salad.
2 You just need **a little** blueberry jam to add flavor.
3 I'm adding **some/a little** yogurt to my bowl of fruit.
4 There are too **many** noodles to put them all in one bowl.
5 We added too **much** salt to our dinner.
6 Let's add **more** pepper to the pasta. / Let's add **some** pepper to the pasta.

3 GRAMMAR AND VOCABULARY

- A Answers may vary. Possible answers:
A Do you remember your favorite comfort food when you were a kid?
B Yes, I do. It was **chocolate cake**.
A And how **much chocolate cake** did you eat in a week?
B I think I ate **some chocolate cake** every week.
A What did you like to eat it with?
B I loved to eat it with **milk**.
A How **much chocolate cake** do you eat now?
B I eat **a little**.
A What's your favorite comfort food now?
B It's **ice cream**, but I also eat **some chicken soup** every week.

7.2 Eat in the street pages 52–53

1 VOCABULARY: Describing food

- A 1 boiled 2 sour 3 fresh 4 spicy 5 raw 6 bitter
7 grilled 8 delicious 9 roasted 10 fried

2 GRAMMAR: Verb patterns

- A 1 I can't stand waiting for my food.
2 We love ordering from the food truck on the corner.
3 Ali prefers to cook dinner than to go out. / Ali prefers to go out than to cook dinner.
4 I don't mind waiting in line.
5 Do you like cooking your own meals?
6 He would like to order the grilled salmon.
7 Do you enjoy eating spicy food?
8 We hate doing the dishes after dinner.
9 Do they want to eat out on Friday night?

- B 1 b 2 a 3 c 4 a 5 c 6 a

3 GRAMMAR AND VOCABULARY

- A Answers may vary.

7.3 I'll have the chicken pages 54–55

1 FUNCTIONAL LANGUAGE: Ordering food and taking food orders

- A 6 Oh, I'm allergic to nuts.
11 Perfect! I'll be right back.
5 It comes with avocado, tomatoes, potatoes, peanuts, and the house dressing.
3 Well, today's special is the chicken salad.
9 Oh, ok. No nuts. Anything to drink?
7 OK, we can add almonds instead.
1 Hi, are you ready to order?
8 I mean, I'm allergic to all kinds of nuts.
4 What does it come with?
10 I'll have a soda.
2 Yes, what do you recommend?

2 REAL-WORLD STRATEGY: I mean

- A 1 comes with 2 I mean 3 I'll have 4 Can I get you
5 Can I have the check?

3 FUNCTIONAL LANGUAGE AND REAL-WORLD STRATEGY

- A Answers may vary. Possible answers:
I mean, I can't have any milk at all.
Not today, thanks.
I'll have the pasta, please.
Can I have some ice cream, please?
Sorry, I ordered grilled fish.

- B Answers may vary.

7.4 Impossible foods pages 56–57

1 LISTENING

- A** 1 Carol Saint Vincent 2 Charles Davis 3 Keila Summers
4 Melissa Poitras
B 1 d 2 a 3 b 4 c

2 READING

- A** 1 c 2 b 3 b 4 c

Unit 8 Trips

8.1 Home – here and there pages 58–59

1 VOCABULARY: Traveling

- A** 1 check-in counter 2 tour bus 3 check-in counter
4 bus station 5 tour guide

2 GRAMMAR: *If* and *when*

- A** 1 c 2 e 3 a 4 d 5 b
B 1 When Kim travels to Hawaii, she stays near the beach.
2 If Matt flies internationally, he travels first class.
3 When we visit a new town, we try the food.
4 If they plan a trip, they use guidebooks to get ideas.
5 When I go on a bus tour, I bring my camera with me.

3 GRAMMAR AND VOCABULARY

- A** Answers may vary. Possible answers:
1 When/If you travel abroad, do you bring one suitcase or more than one suitcase?
2 When/If you have free time, do you visit new places or do nothing and stay home?
3 When/If you go sightseeing, do you bring a guidebook or a map?
4 When/If you go hiking, do you travel with a suitcase or a backpack?
5 When/If you go on vacation, do you meet new people, or do you spend time with friends?
B Answers may vary. Possible answers:
1 I bring one suitcase.
2 I visit new places.
3 I bring a map.
4 I travel with a backpack.
5 I spend time with friends.

8.2 Ticket to ride pages 60–61

1 VOCABULARY: Using transportation

A

G	E	T	O	F	F	P	T	D	D	M
G	E	T	O	U	T	O	F	R	V	I
X	B	Q	I	P	F	L	D	O	I	S
F	O	M	C	G	L	G	U	P	R	S
F	P	P	V	H	U	O	Z	O	G	D
C	E	I	R	B	A	A	L	F	E	B
A	L	F	C	O	G	N	R	F	T	G
T	A	G	T	K	P	E	G	P	I	E
C	D	E	J	C	U	O	C	E	N	T
H	G	M	H	A	S	P	Z	F	T	O
J	U	T	A	K	E	Y	A	D	O	N

3 WRITING

- A** 1 my point of view 2 you ask me 3 think 4 For me
B Answers may vary. Possible answer:
I think the future of food is using science to help everyone have enough food ...

2 GRAMMAR: Giving reasons using *to* and *for*

- A** 1 to 2 for 3 to 4 to 5 for
B 1 for 2 to 3 for/to 4 for 5 to 6 to

3 GRAMMAR AND VOCABULARY

- A** 1 b 2 a 3 c 4 a 5 c
B Answers may vary. Possible answer:
I went to Belize last summer. I took a plane to Florida and then I flew to Belize. When I got there, we took a bus to a little town near the beach. In the town, we took taxis to get around.

8.3 That's a great idea! pages 62–63

- 1 FUNCTIONAL LANGUAGE: Giving advice and making suggestions**
A Making suggestions: you could take a taxi, you should take, how about going, why don't you go
Agreeing: perfect, that would be great, that's a great idea
2 REAL-WORLD STRATEGY: Echo questions
A 1 what time 2 where 3 how often 4 how long
3 FUNCTIONAL LANGUAGE AND REAL-WORLD STRATEGY
A 1 d 2 a 3 b 4 c 5 e
B Answers may vary.

8.4 Leaving home pages 64–65

1 LISTENING

- A** 2 Find a better home.
1 Learn the language.
4 Get to know people.
5 Find out about the holidays.
3 Find out about transportation.

2 READING

- A** 1 b 2 a 3 b 4 b 5 c

3 WRITING

- A** Answers may vary. Possible answers:
To Keila I think it's a good idea to drink lots of water when you feel tired after a long flight.
To João That's a great idea! Making new friends is always important.
To Farid How about eating less dessert?
To Antonio I think it's also very important to read magazines and newspapers.
To Kim You could also email your family.
B Answers may vary. Possible answers:
They should do a lot of sightseeing. This city is so much fun.
They should wear warm clothes in the winter.

Unit 9 Looking good

9.1 What to wear at work pages 66–67

1 VOCABULARY: Naming accessories

A 1 f 2 i 3 b 4 a 5 h 6 d 7 j 8 c 9 e 10 g

2 GRAMMAR: Comparative adjectives

A **More:** attractive, expensive, important, interesting

-er: cheap, cold, cool, friendly, warm

B 1 more attractive 2 warmer 3 more interesting 4 than
5 nicer 6 cheaper

3 GRAMMAR AND VOCABULARY

A Answers may vary. Possible answers:

- 1 scarves
- 2 gloves/scarves/socks
- 3 earrings/necklaces
- 4 gloves
- 5 Gloves/Earrings/Necklaces/Scarves
- 6 Gloves

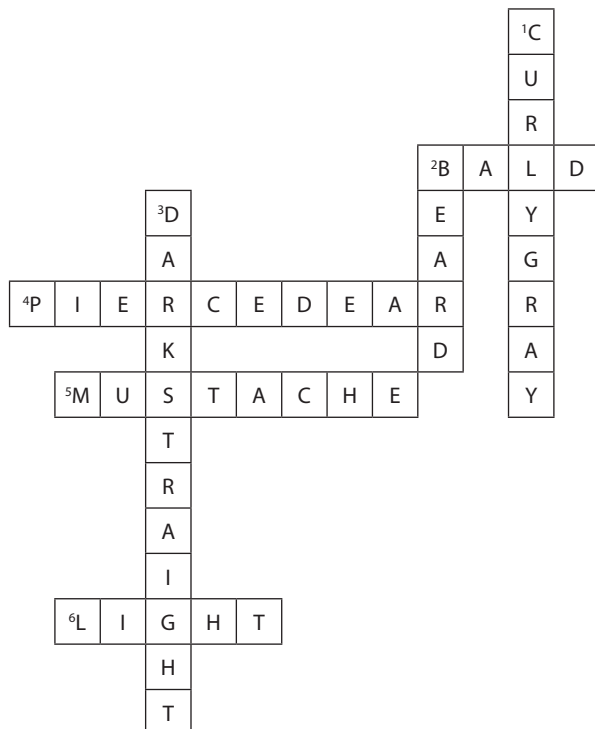
B Answers may vary. Possible answers:

- 1 Earrings are more expensive than socks.
- 2 Earrings are more important than scarves.

9.2 Baby photos pages 68–69

1 VOCABULARY: Describing appearance

A



2 GRAMMAR: Superlative adjectives

A 1 nicest 2 cheapest 3 happiest 4 most expensive
5 busiest 6 most difficult

B 1 cheapest 2 largest 3 most amazing 4 most famous
5 warmest 6 most fashionable

3 GRAMMAR AND VOCABULARY

A Answers may vary.

B Answers may vary. Possible answers:

- 1 My brother is the tallest person in my family.
- 2 My friend Steve has the curliest hair.
- 3 Claire dresses the nicest in my school.
- 4 Emma Watson has the most beautiful eyes.
- 5 Peter has the longest beard.
- 6 Lance looks the best with a mustache.

9.3 What do you think of this? pages 70–71

1 FUNCTIONAL LANGUAGE: Asking for opinions

A **Asking for an opinion:** Do you think it's kind of bright? Do you like it? How do you feel about it? Isn't it nice? What do you think of it?

Positive opinion: It's perfect. I prefer the other one.

Negative or neutral opinion: I'm not sure. I think this one doesn't match. It looks bad. I guess.

2 REAL-WORLD STRATEGY: Giving opinions; I guess

A 1 not sure c 2 do you think a 3 do you feel e 4 I guess b
5 They're perfect d

B 1 c 2 a 3 e 4 b 5 d

3 FUNCTIONAL LANGUAGE AND REAL-WORLD STRATEGY

A Answers may vary. Possible answers:

- A What do you think of those sneakers?
- B I guess they are a bit expensive.
- A But do you like them?
- B I prefer the old ones.

9.4 Image is everything pages 72–73

1 READING

A 1 c 2 a 3 b 4 c 5 b

2 LISTENING

A 1 car sale 2 hundreds 3 a week 4 half 5 many different
6 take home a car

B Answers may vary.

3 WRITING

A When everything's in the right place, you can't go wrong. That's why the newest model from August Car Company makes it easy to choose the August Classic. You can drive it in the city, or you can take it on the open road. You can seat up to eight people in it and feel safe. It's the perfect way to get comfortable with the new science behind today's cars. This is the new August Classic. It's your kind of car. Learn more at August.com.

B Answers may vary.

Unit 10 Risky business

10.1 Danger on the job pages 74–75

1 VOCABULARY: Describing jobs

A

P	P	H	Y	S	I	C	A	L	T	H	E	R	A	P	I	S	T
R	P	H	O	T	O	G	R	A	P	H	E	R	O	V	R	F	V
O	F	K	D	I	M	E	C	H	A	N	I	C	R	T	X	S	J
J	E	P	A	R	A	M	E	D	I	C	P	E	K	P	T	F	C
E	B	G	G	P	J	C	R	E	F	V	B	R	G	M	I	I	P
C	D	G	I	K	L	T	R	U	C	A	P	F	C	C	T	X	A
T	B	U	O	F	M	L	E	S	N	W	L	F	S	A	S	V	C
M	I	F	X	Z	L	J	C	I	R	C	A	D	V	R	P	O	C
A	W	V	K	G	L	O	E	F	E	P	W	Z	E	C	E	N	O
N	R	A	X	S	K	T	P	V	N	A	Y	A	H	H	C	U	U
A	Q	X	N	T	C	N	T	C	G	M	E	K	L	I	I	R	N
G	P	U	R	U	U	D	I	H	I	O	R	H	E	T	A	S	T
E	G	V	J	C	I	K	O	G	N	P	U	J	F	E	L	E	A
R	S	O	L	L	G	Z	N	H	E	Z	O	B	T	C	I	B	N
I	R	L	A	M	L	X	I	R	E	Y	Q	O	V	T	S	N	T
L	O	D	E	N	T	I	S	T	R	I	E	Y	C	W	T	K	G
C	A	L	L	C	E	N	T	E	R	W	O	R	K	E	R	F	G
Q	U	P	O	L	I	C	E	O	F	F	I	C	E	R	W	U	Z

2 GRAMMAR: Have to

A Answers may vary. Possible answers:

- 1 have to repair
- 2 has to use/have
- 3 doesn't have to stay/be/work
- 4 has to add/know/work with/like
- 5 don't have to see
- 6 have to talk

B 1 What kind of emergencies **do** you have to help with?

- 2 I **don't have to** write a new software program.
- 3 A receptionist **doesn't have to** stand up all day.
- 4 When **do** photographers **have to** talk to actors?
- 5 Call center workers **don't have to** make long business calls.
- 6 Do you have to **do** anything dangerous in your work?

3 GRAMMAR AND VOCABULARY

A Answers may vary. Possible answers:

- 1 Paul and Mica have to serve food on Monday and Wednesday.
- 2 Ray has to buy vegetables and meat on Wednesday.
- 3 Sam has to send emails to customers on Monday.
- 4 Mica has to welcome customers on Tuesday.
- 5 Ray and Sam have to write a new dinner menu on Tuesday.

10.2 Don't worry, Dad pages 76–77

1 VOCABULARY: Describing health problems

A 1 cut 2 caught 3 broke 4 felt 5 twisted 6 banged
7 had 8 had

2 GRAMMAR: Making predictions

A 1 might (or may)/will 2 will/might 3 maybe 4 probably
5 won't 6 may/might

B **Ask about the future:** Do you think, What will, Will you, Will this
Express future possibility: I'll probably, Maybe it'll, It might be, Perhaps

Express future plans: you'll, won't

3 GRAMMAR AND VOCABULARY

A Answers may vary. Possible answers:

- 1 Bobby might not pass his test.
- 2 I think it will be hard for Dr. Mills to see all the couples/babies.
- 3 Angela will probably see the doctor right away.
- 4 Kevin will play for his team.
- 5 Eva won't get the job.
- 6 Lara may/might get a dog for her birthday.
- 7 Marco will get wet.
- 8 Daniel will probably get married.

10.3 What's the matter? pages 78–79

1 FUNCTIONAL LANGUAGE: Describing a medical problem and asking for help

A 1 I 2 S 3 H 4 O 5 H 6 I 7 S 8 S 9 O 10 I
11 O 12 I

2 REAL-WORLD STRATEGY: It's like / It feels like

A Answers may vary. Possible answers:

- 1 It's like / It feels like someone is hitting my head with a book.
- 2 It's like / It feels like my eyes are on fire.
- 3 It's like / It feels like I don't have my fingers.

3 FUNCTIONAL LANGUAGE AND REAL-WORLD STRATEGY

A Answers may vary. Possible answers:

- 1 How can I help you? / What can I do to help?
- 2 What's wrong? / What's the matter?
- 3 Can you help me? I cut my finger.
- 4 It feels like I'm getting sick. I can't stop sneezing.
- 5 Should I call the doctor? / What do you want me to do?

10.4 Face your fears pages 80–81

1 READING

A 1 c 2 c 3 b 4 a

2 LISTENING

A 4 Please read the files and documents that our staff gave you.

7 Finally, I'll be available to answer all the questions you might have.

1 I'm the manager of the Helping Hands program for this country.

9 Good luck, and enjoy your time here!

8 I want to thank you for coming. Our team is very excited to have you with us.

5 But you have to stay healthy.

3 Tomorrow you will start working at our medical station.

2 The work you will do in the next few weeks is very important, but it is also dangerous. Many people need our help.

6 Please remember to have your ID and your cell phone with you at all times.

B Introduction: 1, 2, 3

Giving advice: 4, 5, 6,

Positive ending: 7, 8, 9

3 WRITING

A Answers may vary. Possible answers:

1 Luis 2 By the way 3 teacher 4 Anyway

5 grammar 6 we have to write a short story for tomorrow

7 the teacher asks us a lot of questions

8 some of us stay and talk in the cafeteria

9 Luis

Unit 11 Me, online

11.1 I've never been happier! pages 82–83

1 VOCABULARY: Using verb–noun internet phrases

- A** 1 add someone as a friend 2 build an app
3 change your password 4 check your messages
5 click on a link 6 join a group 7 make a video
8 message someone 9 open a social media account
10 swipe right

2 GRAMMAR: Present perfect for experience

A

Simple present	Present perfect
be	have been
build	have built
do	have done
have	have had
join	have joined
make	have made
message	have messaged

- B** 1 She **has built** hundreds of websites.
2 Have you ever **been** to Japan?
3 **Have** they **changed** their passwords?
4 I **haven't** checked my messages.
5 He **has** added me as a friend.

3 GRAMMAR AND VOCABULARY

- A** 1 Have you ever been outside the country?
2 Have they ever built an app?
3 Have you ever made a video (with your friends)?
4 Have you ever added someone you don't know as a friend?
5 Has she ever messaged a famous person?
6 Has he ever changed his password?
7 Has she ever written a song?
8 Have they ever lived in a different country?
9 Has he found a job?
10 Have you checked your messages?

11.2 Social media likes pages 84–85

1 VOCABULARY: Using social media verbs

- A** 1 download 2 follow 3 go viral 4 bookmark 5 upload
6 search for 7 like 8 block 9 log in 10 share
B 1 uploaded 2 searched 3 went viral 4 downloaded
5 logged in 6 blocked

2 GRAMMAR: Present perfect and simple past

- A** 1 When did you download it?
2 When did you upload them / the photos?
3 Why did she block him / her ex-boyfriend?
4 Where did you lose it? 5 Where did you meet them?
6 How did he find them?
B 1 lost 2 lost 3 found 4 have never broken
5 has broken 6 dropped 7 cleaned 8 bought

3 GRAMMAR AND VOCABULARY

A Answers may vary. Possible answers:

- 1 What is the most expensive restaurant you've ever eaten in?
- 2 Have you ever been in a video?
- 3 How long have you studied Japanese? / Have you ever studied Japanese?
- 4 How far have you walked in one day?
- 5 Have you ever forgotten the birthday of someone important?
- 6 What's the best gift you've ever received?
- 7 What's the funniest photo you've ever taken?
- 8 Have you ever cooked for a lot of people?

B Answers may vary.

11.3 Can I use your phone? pages 86–87

1 FUNCTIONAL LANGUAGE: Making and responding to requests

A Making requests: Can I; Could you; Would you mind

Accepting requests: No problem; Yeah, that's fine

Refusing requests: I'm afraid not; No, I'm sorry

2 REAL-WORLD STRATEGY: Remembering words

- A** 1 What's it 2 What do you call 3 What's her
4 What do you call

3 FUNCTIONAL LANGUAGE AND REAL-WORLD STRATEGY

A Answers may vary. Possible answer:

Asking someone to do something: Could you; Would you mind

Accepting requests: Sure; No problem

Refusing requests: No, I'm sorry

Remembering words: What's it called?; What do you call ... ?,
What's his/her name?

B Answers may vary. Possible answer:

A Hi. Could you tell me if there is a good Italian restaurant in town?

B Sure. There's one near the museum, a few blocks away.

A Thanks. Would you mind telling me how to get there?

B No problem. You can take the ... What's its name? There is the entrance.

A The subway?

B Yes, take the subway and get off at the museum. The restaurant is across the street.

A Thanks so much. Do you know how much the subway costs?

B No, I'm sorry. I don't know.

11.4 Selfies pages 88–89

1 READING

A Answers may vary. Possible answers:

1 F: This article is about how to take better selfies.

2 F: This article says the light is better outside.

3 T

4 F: The writer knows how to solve the problem of big noses in selfies.

5 F: The writer thinks wearing hats makes selfies interesting.

6 T

2 LISTENING

A 1 a 2 b 3 b 4 c

B 1 I **have taken** so many selfies, and they are all terrible!

2 I've looked at the photos **you've uploaded to your social media site**.

3 Have you used the ... **oh, what do you call it?**

4 I've **never really used** it. Will it help?

5 Hey, **would you mind** teaching me more about taking photos?

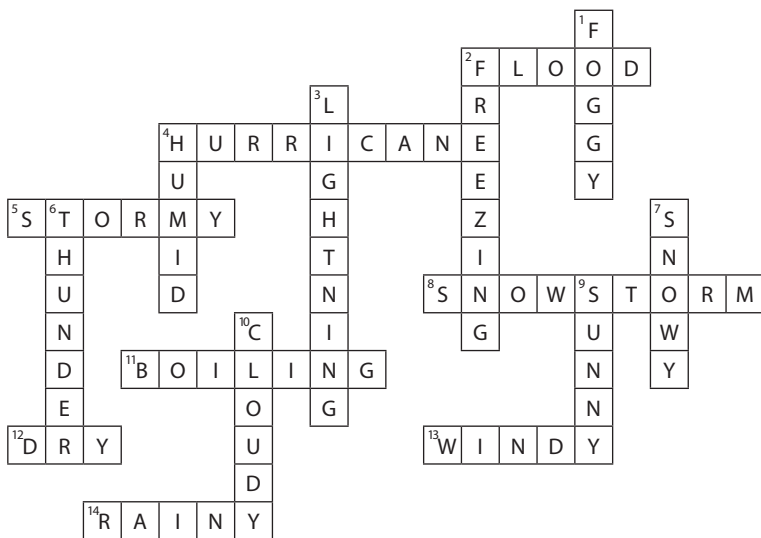
6 **Can I call you** Monday?

Unit 12 Outdoors

12.1 Nine months, eight countries pages 90–91

1 VOCABULARY: Describing weather

A



2 GRAMMAR: Be like

A 1 What's the weather like?

2 What will the course be like?

3 What was the party like?

4 What was the music like?

5 What was she like when she was younger?

6 What will the teacher be like?

B 4 The music was excellent.

6 I heard he will be great.

1 It's sunny and warm.

2 It will be hard because the textbook is very difficult.

3 It was fun because a lot of friends came.

5 She was very funny and happy.

3 GRAMMAR AND VOCABULARY

A Answers may vary. Possible answers:

1 It's sunny and dry.

2 He is smart and funny.

3 It was great. I had a lot of fun.

4 It will be very busy.

5 They are very nice.

3 WRITING

A Answers may vary. Possible answers:

1 I take selfies when I feel happy.

2 I never take selfies when I feel sad or worried.

3 I share selfies with all my friends.

4 I take selfies at the beach.


5 I change selfies when I don't like how they look.

B Answers may vary.

12.2 This trip has it all pages 92–93

1 VOCABULARY: Describing landscapes and cityscapes

A



B 1 a 2 b 3 c 4 a 5 b 6 a

2 GRAMMAR: Relative pronouns: Who, which, that

A 1 who 2 that/which 3 that/which 4 who 5 who

6 which/that

B 1 That's the person **who/that** helped me last time.

2 That's the jacket **that** I wear almost every day.

3 Those are the presents **that/which** I received last month.

4 It is one place **that/which** I would really like to visit in the future.

5 That's the player **who** scored more points in the game.

3 GRAMMAR AND VOCABULARY

A Answers may vary. Possible answers:

1 Jacques is a friend who likes to take photos.

2 *Friends* is the TV show that I watch every day.

3 *A Tale of Two Cities* is the last book that I read.

4 *Assassin's Creed* is the video game which I like the most.

5 Tokyo is the city that I want to visit next.

6 Basketball is the game that I play the most.

12.3 I think we're lost pages 94–95

- 1 FUNCTIONAL LANGUAGE:** Asking for help and giving directions
- A 2** Luigi's? No, you need to go back the way you came. See that store there?
- 1** Hello, excuse me. We're looking for Luigi's Restaurant. Are we going in the right direction?
- 3** Store? Oh, that one on the corner?
- 7** Oh, dear. That's a long way.
- 4** That's right! Turn right on that corner.
- 5** OK, we turn right, and then what?
- 9** Thanks. We'll try walking.
- 6** Then walk for 15 minutes down the street, and you'll see Luigi's on the left.
- 8** You can also take the bus on the corner. It comes every 30 minutes.
- 2 REAL-WORLD STRATEGY:** Correcting yourself
- A 1** Well, actually, / No, wait, the Eiffel Tower is in Paris.
- 2** Well, actually, / No, wait, there is water on Mars.
- 3** Well, actually, / No, wait, New Year's Eve is not in June.
- 4** Well, actually, / No, wait, Tokyo is in Asia.
- 5** Well, actually, / No, wait, December is hot in Australia.
- 3 FUNCTIONAL LANGUAGE AND REAL-WORLD STRATEGY**
- A** Answers may vary. Possible answers:
- A 1** Could you help
- 2** We're looking
- 3** You need to walk down the street to the corner. Go straight on across the road. The school will be on the left.
- 4** Well actually, it will be on the right.
- 5** Of course.
- B 6** Can you help me, please?
- 7** Walk to the corner and turn left. Then walk past the bank and the gym. The hotel is on the right. No, wait, the hotel is on the left.

12.4 Guerrilla gardening pages 96–97

- 1 LISTENING**
- A 1** b **2** c **3** a **4** c **5** a
- 2 READING**
- A 1** False **2** False **3** True **4** False **5** True
- 3 WRITING**
- A 1** First **2** Then **3** Next **4** Now **5** Finally
- B** Answers may vary. Possible answers:
- 1** First, choose the vegetables you want to sell.
- 2** Then, get the vegetables from the garden.
- 3** Next, wash all the vegetables.
- 4** Now write the price on a sign.
- 5** Finally, sell your vegetables at the farmer's market.

WORKBOOK AUDIO SCRIPTS

Lesson 1.4, page 8, Exercise 2A

Hello, Mr. Chen,
My name is Cindy Clark, head of the human resources department.
I want to give you some information about the summer schedule.
All departments follow the new schedule starting next week. The
summer schedule is in this morning's email.
Let me know if there are any questions.
Thank you!

Lesson 2.4, page 16, Exercises 1A and 1B

Host On our show today, writer Ada Price talks with Neil
Crimson about her writing routine.

Neil Thank you for being on the show. Could you describe your
morning routine?

Ada Thanks for the invitation. I usually don't have a morning
routine! But, hmm ... I get up in the morning, have
breakfast, have coffee, then sit down and start writing.

Neil What room do you write in? Is it a special room?

Ada I don't think it's very special – it's my kitchen! I write at my
kitchen table. It's big, and the kitchen is my favorite room
in my house.

Neil How many words do you write a day?

Ada Usually between 1,000 and 2,000.

Neil Do you have any habits when you write?

Ada I write in a notebook. I don't use a laptop. I have a
computer in another room, but I like to use a pen and
paper first.

Lesson 3.4, page 24, Exercises 1A and 1B

Host Hi, we're back at Radio WMX. We have my friend Adrian
with us. Hi, Adrian. Welcome!

Adrian Hi.

Host Adrian, what are the *Bicitekas*, and what do they do?

Adrian The *Bicitekas* are a group of people who ride bicycles in
Mexico City. We have bicycle tours around the city and
teach city cycling to people. We use art like photography,
theater, and dance to teach safe cycling.

Host How many people ride bicycles in Mexico City?

Adrian About 50,000 people ride bicycles in the city every
weekend.

Host Do you ride your bicycle every day? You are a student,
correct?

Adrian Yes. I study engineering, and I ride my bike to school every
day. My college is really far, so I ride for almost an hour. I
always wear a helmet on my head, and gloves.

Host What about the tours?

Adrian On Wednesdays we offer night tours around the city. There
are usually 100 of us on the tour. We go from the north
to the south of the city, and we stop a few times to drink
water and share stories. We all use night lights and bright
clothes. Hope you can join us some time.

Lesson 4.4, page 32, Exercises 1A and 1B

Burning Man is a festival in Black Rock City, in the Nevada desert.
Many people come to this big party every year. This year about 70,000
people are coming to Nevada. People say it is a great art festival. Its art
is famous: and also its theater, music, and bikes – many, many bikes.
But for the people that go there every year, the festival is more than
that. It's a time for them to meet other people, to share, to talk, to
dance, and to give gifts to each other. They say this can help you find
the artist in you. They make big fires and live in the desert for a whole
week! You only have to be nice to your neighbor, clean up when you
leave, and enjoy the festival.

In the middle of the festival is a giant man made of wood. At the end
of the festival, they set it on fire. This is why it's called "Burning Man."
It's so popular that many TV shows talk about it. This is the thirty-third
year of the festival, and all the Burning Man fans are ready to make it
very special.

Lesson 5.4, page 40, Exercise 1A

Philippe and I returned from our vacation yesterday. It was my first
visit to the Caribbean. Philippe grew up on the island of Martinique.
He said, "Claire, I want you to meet my family." I was excited when we
decided to go there.

It was beautiful. We stayed near a cool beach called Anse Noire. It's
a black beach with blue-green water. One morning, we went on
a fishing boat. I was so proud because I caught the biggest fish!
Everyone on the island was very friendly. But it wasn't perfect.
Philippe teaches French in Bogotá, Columbia, where we live. That was
good, because in Martinique, everyone speaks French. But I don't. One
evening, we went to his grandparent's house for dinner. I said a few
words in French. Everyone became very quiet. His grandmother had
a strange look on her face. Then Philippe laughed. "She meant, the
dessert was wonderful!" Everyone laughed too, but I felt horrible. I still
don't know what I said!

Martinique is an amazing place. I asked Philippe to teach me French.
Next time I go there, I want to tell everyone I love their island!

Lesson 6.4, page 48, Exercises 1A and 1B

Street markets are a perfect place to find great prices, save lots of
money, and find what we want. But how often do you walk into a
store "just to look" and walk out with a lot of things you don't need?
Here are some ideas to make sure you don't spend too much when
you go shopping.

One: Decide a number. Always know how much you want to spend
when you shop. And don't spend any more!

Two: Make a list. Write down what you need and what you want.
Shopping lists really help you remember what is important and what
is not.

Three: Use cash. Credit cards are dangerous. When you use your card,
it's difficult to know how much you're spending. Pay with cash when
you can.

Four: Save first, spend later. Put some money in the bank for every
dollar you spend that day. It doesn't matter if it's only ten cents, it's a
good idea to always save every time you spend money.

Five: Discuss the price. You can always ask for a better price. You lose
nothing and often save more than a few cents.

What works for you when you go shopping? Call us at ...

Lesson 7.4, page 56, Exercises 1A and 1B

Host Welcome back! The meat-free burger that the whole world is talking about finally arrived in our city this week. We talked to some of the people who tried the burger for the first time. Here's what they said.

Carol Saint Vincent

Speaker 1 I'm a restaurant writer. I loved the taste of it. I'm so happy to write about this delicious burger. Congratulations!

Host Charles Davis

Speaker 2 I'm the chef here at the restaurant. We always try to make really good food for our customers. I think this is a delicious burger, so we're happy to have it in our menu.

Host Keila Summers

Speaker 3 I eat here a lot. I ate the burger so fast. It tasted a bit like vegetables. But mostly it tasted like some strange meat that I don't eat often. But it doesn't taste "fake" at all.

Host Melissa Poitras

Speaker 4 I'm a vegetarian. For me, it tasted amazing because it was my first burger in a long time. It doesn't come from animals! The animals are happy, so I'm happy.

Lesson 8.4, page 64, Exercise 1A

Hello, and welcome to Student News Radio. On last week's show, we had several international students who are studying in the United States. They talked about their adventures, but they also had some problems. After the show, many of you sent us questions. We asked the students to answer them. Here are the top five problems and their answers.

- 1 If you have problems ordering food, use a dictionary to learn more words.
- 2 If your apartment is too noisy and you need to move, put up a sign and ask your friends about empty apartments.
- 3 If you get lost in the subway, use a map or an app to help you.
- 4 If you don't have many friends, start conversations with new people.
- 5 If you don't know what the holidays are, use the internet to find out more about them.

Lesson 9.4, page 72, Exercises 2A and 2B

Are you ready for this? Queens Street Auto Company has all of the hottest cars you are looking for! This week only, you can buy one of these great cars for just half the regular price! Yes, half the price! You can save thousands of dollars! We have hundreds of cars to choose from! We have big, small, fast, and family cars. Come in and take home the best type of car for you at a savings you won't believe. Now is the time to go to Queens Street, by car, on foot, or even by air to enjoy this sale. We are waiting for you, because this sale is going on for only one week! Queens Street Auto Company: cars you can drive far.

Lesson 10.4, page 80, Exercises 2A and 2B

Welcome!

I'm the manager of the Helping Hands program for this country. You are giving your time to help others, and I want to thank all of you. The work you will do in the next few weeks is very important, but it is also dangerous. Many people need our help.

Tomorrow you will start working at our medical station. Please read the files and documents that our staff gave you. These people are very sick. But you have to stay healthy.

Please remember to have your ID and your cell phone with you at all times. Finally, I'll be available to answer all the questions you might have.

I want to thank you for coming. Our team is very excited to have you with us.

Good luck, and enjoy your time here!

Lesson 11.4, page 88, Exercises 2A and 2B

Tanya Oh, Shin! Would you look at my photos? I have taken so many selfies, and they are all terrible! Have you ever seen such ugly photos? Why do I look like a cartoon instead of an actress?

Shin It's OK, Tanya! I've looked at the photos you've uploaded to your social media site. They aren't bad! Have you used the ... oh, what do you call it? You know the light that comes on your camera when you take a photo?

Tanya The flash? I've never really used it. Will it help?

Shin Well, if you haven't been using it correctly, it probably made your photos look too light or dark.

Tanya That's interesting. Thanks, Shin.

Shin No problem.

Tanya Hey, would you mind teaching me more about taking photos?

Shin I'm afraid I can't this week. Can I call you Monday?

Tanya Yes, that's fine.

Lesson 12.4, page 96, Exercise 1A

A Have you seen that empty space on the corner of the street there?

B Yeah, it's really horrible.

A Well, actually, my mom said it wasn't like that when she was young. There was a really nice garden there.

B Really?

A Maybe we could talk to our neighbors and ask them if we can clean it out. We could grow vegetables there and even start a farmer's market on the weekends.

B That's a great idea! It'll really make the area look better. When can we start?!