

OXFORD

Beehive

Student Book

2




Tamzin Thompson

www.frenglish.ru

Beehive

Student Book

2



Tamzin Thompson

OXFORD
UNIVERSITY PRESS

www.frenglish.ru

Starter Hello again! page 4	Hello, ... How are you? I'm fine, thanks. ● Days of the week What day is it? It's ... ● Alphabet revision ● How do you spell ...? ● Numbers 11–100
---	---

	Lesson 1 Words	Lesson 2 Grammar	Lesson 3 Words and Grammar
1 Time for school page 6	School things Functional language Can I use your ...? Sure! Here you are.	Have you got a ...? Yes, I have. / No, I haven't. Has he / she got ...? Yes, he / she has. / No, he / she hasn't.	Sports equipment We've got our They've got their
2 Mealtime page 18	Food Functional language I'd like some ... for breakfast / lunch / dinner.	I have ... for breakfast. Do you have ... for breakfast? Yes, I do. / No, I don't. He / She has ... for lunch. Does he / she have ... for lunch? Yes, he / she does. / No, he / she doesn't.	Vegetables Do you like ...? Yes, I do. / No, I don't. Does he / she like ...? Yes, he / she does. / No, he / she doesn't.

Extensive reading Food page 30 An online forum ● A picture story

3 Wild animals page 32	Wild animals Functional language Can it ...? Yes, it can. / No, it can't.	... live on land / in water. ... don't live on land / in water. Do ... live on land / in water? Yes, they do. / No, they don't.	Animal foods What do ... eat? They eat They don't eat
4 My favourite things page 44	Possessions Functional language Is this Sam's ...? No, it isn't. It's Eva's	Whose ... is it? It's mine / yours / hers / his. Whose ... is it? It's ours / yours / theirs.	Clothes What are you wearing? I'm wearing a I'm wearing

Extensive reading Animals page 56 A story ● A factual text

5 Around town page 58	Places in town Functional language Shall we go to the ...? OK. Let's go!	Is there a ... in your street? Yes, there is. / No, there isn't. Are there any ... in your town? Yes, there are. / No, there aren't.	Transport Where's the ...? It's in front of / next to / behind the ... It's between the ... and the ...
6 At the weekend page 70	Sports and games Functional language What games do you like? I like ... and	What's he / she doing? He's / She's playing ... What are they doing? They're playing ...	Free time activities Is he / she ...ing ...? Yes, he / she is. / No, he / she isn't.

Extensive reading Transport page 82 A guide book ● A short story

7 My day page 84	Daily routines Functional language I do my homework in the morning / afternoon / evening. What about you?	What do you do in the morning / afternoon / evening? I ... I ... on Monday. I don't ... on Saturday.	Telling the time When does he / she get up? He / She gets up at ... He / She doesn't get up at ...
8 My talents page 96	Skills Functional language What can you do? I can	I like / don't like Do you like ...? Yes, I do. / No, I don't. He / She likes / doesn't like Does he / she like ...? Yes, he / she does. No, he / she doesn't.	Talents I'm good at ...ing Are you good ...ing ...? Yes, I am. / No, I'm not.

Extensive reading Talents page 108 A playscript ● A website

9 My home page 110	Living room furniture Functional language Where shall I put the ...? In / On / Under the ...	There's a ... on the ... There are three / some ... on the ... There isn't a ... on the ... There aren't any ... on the ...	Kitchen things The ... is longer / shorter than the ...
10 Days out page 122	Fun places Functional language I like the So do I. But I prefer the ...	I was at the ... on Where were you yesterday? I was at the ...	Weather What was the weather like? It was ...

Extensive reading Fun places page 134 A poster ● A poem

Lesson 4 Story	Lesson 5 Skills and Culture	Project and Review
The big game Emotional wellbeing Taking part is more important than winning	Art lessons in France and Morocco An email Writing focus Capital letters and full stops	Make a dream school bag poster
The wolf's breakfast Emotional wellbeing Dealing with difficult situations	School lunches in the UK and South Korea A blog Writing focus Joining two sentences with <i>and</i>	Make a favourite foods collage
The tiger and the tortoise Emotional wellbeing Being determined	Wild animals in Australia and India A leaflet Writing focus Joining positive and negative sentences with commas and <i>but</i>	Make an animal quiz
The prince's toys Emotional wellbeing Learning what makes you happy	Favourite things in Italy and the UK A personal account Writing focus Writing lists using commas and <i>and</i>	Make a time capsule
The red kite Emotional wellbeing Dealing with frustration	Transport in Hungary and Brazil A questionnaire Writing focus Short answers	Make a town map
Walter wants to play Emotional wellbeing Being kind to others	Favourite games in Poland and South Africa A chat group message Writing focus Using the present simple for instructions	Make a free time poster
Billy's day Emotional wellbeing Being on time	Family routines in the USA and Thailand A school magazine interview Writing focus Third person verb endings	Make a zig-zag book
Meg's talent Emotional wellbeing Having confidence in your own ability	Dances in Romania and China A blog Writing focus Adjectives	Make a poster for a talent show
The big armchair Emotional wellbeing Being sorry	Interesting homes in Finland and Tunisia An email Writing focus Sentences with <i>because</i>	Design your dream house
Anton's days out Emotional wellbeing Being understanding	Fun places in the UAE and Canada A diary entry Writing focus Full stops and exclamation marks	Make a holiday poster



Starter Unit Hello again!

- 1 Listen, point and repeat. 🎧 001
- 2 Listen and point. Then listen and repeat. 🎧 002



- 3 Listen and follow. Then sing. 🎧 003–004

🎵 What Day Is It? 🎵

Monday, Tuesday,
Wednesday, Thursday,
Friday, Saturday, Sunday!

What day is it? What day is it?
It's **Monday**. It's **Monday**.
It's **Monday** today. Hurray!

- 4 Listen and follow. 🎧 005 Then ask and answer.



What day is it?

It's Thursday.



5 Listen and follow. 🎧006 How do you spell ...?



How do you spell 'May'?

M-A-Y. How do you spell 'Omar'?

O-M-A-R.



6 Listen, point and repeat. 🎧007

7 What's missing? Listen and say. 🎧008

11

eleven

12

twelve

13

thirteen

14

fourteen

15

fifteen

16

sixteen

17

seventeen

18

eighteen

19

nineteen

20

twenty

25

twenty-five

30

thirty

40

forty

50

fifty

60

sixty

70

seventy

80

eighty

90

ninety

100

one hundred

8 Listen and circle the correct numbers. 🎧009

1 16 / 17

3 40 / 50

5 12 / 20

2 18 / 80

4 13 / 30

1

Time for school



Let's talk about school things.

Lesson 1 Words

- 1 Look, share, learn.
- 2 Listen, point and repeat. 🎧 010
- 3 Say the chant. 🎧 011



2 pencil case

1 dictionary



3 water bottle



4 lunch box



5 glue stick



6 folder



7 scissors



8 pencil sharpener

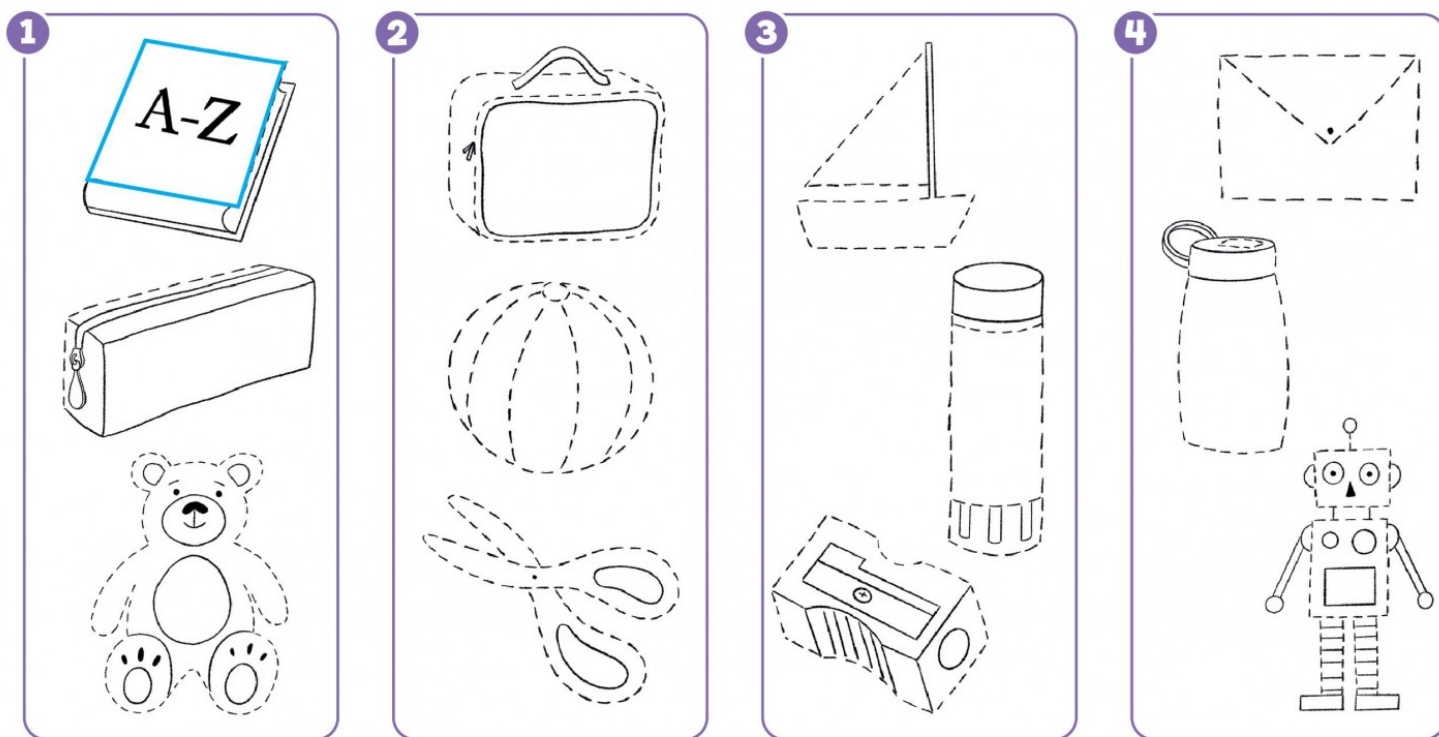


4 Play the True or False game.

The pencil case is yellow.

False. The pencil case is purple!

5 Find and trace the school things. Then say.



6 Look at the pictures in 5. Write the numbers.

scissors pencil case dictionary glue stick
 water bottle pencil sharpener folder lunch box

7 Listen and repeat. 012 Then ask and answer.



**Team
Up!**

1

Make and play a card game.



1

Lesson 2 Grammar

Let's ask about which school things we have and haven't got.



1 Listen and follow. 013 Then act.

Have you got a strawberry, Emma?

No, I **haven't**. It's a pencil sharpener!

Have you got a banana?

No, I **haven't**. It's a pencil case!

Have you got an apple, Emma?

Yes, I **have**! Yum!

2 Look, listen and learn. 014

Have you got a folder?	Yes, I have .
Have you got a dictionary?	No, I haven't .

Look!
haven't = have not

3 Listen and write a or b. 015

a

Maria

b

Ben

1 <input type="text" value="a"/>	5 <input type="text"/>
2 <input type="text"/>	6 <input type="text"/>
3 <input type="text"/>	7 <input type="text"/>
4 <input type="text"/>	8 <input type="text"/>

4 Look at 3. Play the game.



Have you got a glue stick?

No, I haven't.

You're Maria!



5 Look, listen and learn. 016

Look! She / He hasn't got a pen.



Has	she	got a	water bottle?	Yes,	she he	has.
	he		pen?	No,	he she	hasn't.



6 Look, read and tick ✓

1 Has he got a pencil case?

Yes, he has.



No, he hasn't.



2 Has she got a folder?

Yes, she has.



No, she hasn't.



3 Has he got a glue stick?

Yes, he has.



No, he hasn't.



4 Has she got a water bottle?

Yes, she has.



No, she hasn't.



7 Circle and write. ~~Has he got~~ Has she got No, he hasn't.



1 Has he got

scissors?

Yes, he / she has.



2 Has he / she got a dictionary?



3 _____

a lunch box?

No, he / she hasn't.



**Team
Up!**

2

Play the Copy Cats game.



1

Lesson 3 Words and Grammar

Let's talk about **our** and **their** sports equipment.



- 1 Listen, point and repeat. 🎧 017
- 2 Listen and say. 🎧 018

Time for sports club!

Don't forget your ...



1 tracksuit



2 trainers



3 sports bag



4 football boots



5 shorts



6 football shirt

- 3 Look, listen and follow. 🎧 019 Play the game.



Mia



Josh



Ben



Grace



I've got my sports bag.

Have you got your football boots?

Yes, I have.

You're Mia!



4 Look, listen and learn. 🎧 020

We've got **our** football boots.

They've got **their** football shirts.



5 Look and write. **our** ~~their~~ **our** **their**



Our team

Their team

1 They've got their sports bags.

2 We've got _____ shorts.

3 We've got _____ ball.

4 They've got _____ tracksuits.

6 Listen and follow. Then sing. 🎧 021-022 ▶

🎵 The Football Song 🎵

It's football club today.
It's football club today.
We've got our shorts and
football shirts.
It's time to play! Hurray!

We've got our **trainers**.
We've got our **shorts**.
It's football club today!
They've got their **sports bags**. **football shirts**
Now let's go! We're all ready to play!

tracksuits

football boots



**Team
Up!**


3

Design a kit for your sports team. 📥



- 1 Look at the pictures. What sports things can you see?
- 2 Listen and read. 023 What is Anya's problem?

The big game





3 Look, read and match.

1 Anya hasn't got her

2 Anya has got

3 Lucy has got

3 Lucy has got her

4 The team has got

6 Lucy's team have got

a green sports bag.

five players.

a yellow sports bag.

red football shirts.

football boots.

football shirt.

Think, feel, grow

How does Lucy feel after the game?

How do you feel when you win / don't win?

4 Act out the story.

5 Home-school Read the story at home.



Team Up!

4

Make a story quiz.



Let's learn about art lessons
in France and Morocco.



Listening and Speaking

- 1 Listen, point and repeat. 🎧 024
- 2 Listen and say the number. 🎧 025



1 crayons



2 paints



3 paintbrushes



4 paper



Lily



FRANCE

- 3 What's on Lily's desk? Listen and tick ✓ or cross ✗. 🎧 026



- 4 Watch the video. ▶ Who are Luna and Talia?
- 5 Listen and follow. 🎧 027 Then talk about your art things.



I've got lots of art things.

Me too. What have you got?

I've got paper, paints and paintbrushes!



Reading and Writing

MOROCCO



6 Listen and read. 028 Why is Zaki happy today?

Zaki



FROM zaki@oup.xyz.com TO amira@oup.xyz.com

SUBJECT Art lessons!

Hi, Amira!

This email is about my school. My school is in Asilah. It's a beautiful town. In Asilah, lots of houses have got pictures on the walls.

My school has got a green door and green windows. It's got pictures on the walls, too. The pictures are amazing! They've got lots of colours in them.

My classroom is big. It's got ten desks and twenty chairs. I'm very happy because I've got an art lesson today! We've got paints and paintbrushes.

We can make a big picture! It's a hand tree! There are lots of hands in the picture. My hands are blue and yellow! Have you got paints? You can make a hand tree, too!

Write soon!

Zaki

7 Read again. Then circle the correct words.

1 Zaki's school **has** / **hasn't** got a blue door.

3 The classroom **has** / **hasn't** got ten desks.

2 Zaki's classroom **is** / **isn't** big.

4 Zaki's hands **are** / **aren't** blue and red.

8 Writing focus Rewrite the sentences.

1 this is my school This is my school.

2 it's got a green door _____

3 my classroom is big _____

4 it's time for my art lesson _____

Look! We use a capital letter at the beginning of a sentence. We use a full stop at the end of a sentence.

9 Write about your school. Go to your Workbook page 13

Team
Up!

5

Make a poster for your dream school bag.



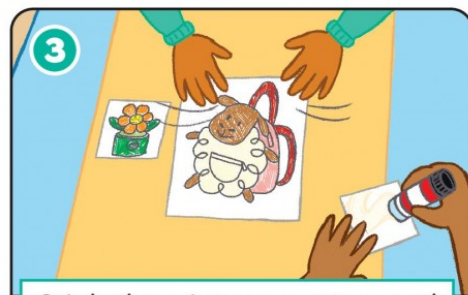
1 Listen and read. Learn how to do the project. 029



Think! What school things do you want?



Draw the bag and the school things.




Stick the pictures onto card.



Write labels for the pictures.



Write a title for your poster.



Practise talking about your poster.

2 Watch the video. What animal does the folder look like?

3 Listen and follow. 030 Then show your poster to the class.



- 1 Test yourself! How many words can you remember? Write.



School things

_____	_____
_____	_____
_____	_____
_____	_____

Sports equipment

_____	_____
_____	_____
_____	_____

- 2 Choose and do two activities. Use your notebook.

1

Write a list of six things in your school bag.



2

Ask your friend for these things.



Can I use your ... ?

3

Play a memory game.

I've got a pencil case.

I've got a pencil case and a ruler.

I've got a pencil case, a ruler and a dictionary.



4

Find three things that you and your friend have got. Tell the class.

We've got ...

Have you got ... ?



5

Act out one frame from the story.



6

Draw your favourite sports team's kit. Write sentences.



Their shorts are red. Their ...

2

Mealtime

Lesson 1 Words

Let's talk about food.

- 1 Look, share, learn.
- 2 Listen, point and repeat. 🎧 031
- 3 Say the chant. 🎧 032

Breakfast Club



1 cereal

2 chips

3 rice

4 chicken

5 meatballs

6 biscuits

7 yoghurt

8 sandwiches

- 4 Tell your partner.

I like chicken. I don't like cereal.

I like cereal. I don't like yoghurt.

5 Find and circle six differences. Then say.




6 Look at 5. Is the food in picture 1 or picture 2? Circle.

chicken (1) (2) meatballs 1 2 rice 1 2 chips 1 2

biscuits 1 2 sandwiches 1 2 cereal 1 2 yoghurt 1 2

7 Listen and repeat. 033 Then say.



I'd like some yoghurt
for breakfast.



I'd like some
salad for lunch.



I'd like some
chicken for dinner.



Team
Up!

1

Play a food game.



Let's ask about
different meals.



1 Listen and follow. 034 Then act.



2 Look, listen and learn. 035






I **have** cereal
for breakfast.

Do you **have** eggs
for breakfast?
No, I **don't**.

Do you **have** yoghurt
for breakfast?
Yes, I **do**.

Look!
don't = do not

3 Listen and circle. 036



4 Ask and answer.



Do you have cereal for breakfast?

No, I don't. I have
yoghurt for breakfast.



5 Look, listen and learn. 🎧 037



She **has** chicken
and chips for lunch.

Does he **have**
chicken for lunch?
No, he **doesn't**.

Does he **have**
meatballs for lunch?
Yes, he **does**.



Look!
doesn't = does not

6 Look, read and tick ✓ or cross ✗.

Ravi's meals!

Breakfast	Lunch	Dinner

1 Ravi has cereal for breakfast.

✗

4 He has yoghurt for lunch.

☐

2 He has bananas for breakfast.

☐

5 He has chicken for dinner.

☐

3 He has sandwiches for lunch.

☐

6 He has noodles for dinner.

☐

7 Write. **Yes, he does.** **No, he doesn't.**

1 Does Ravi have bread for breakfast?

Yes, he does.

2 Does he have soup for lunch?

3 Does he have chips for lunch?

4 Does he have chicken for dinner?



**Team
Up!**

2

Draw your friend's meal.



Let's ask about what vegetables we like.



1 Listen, point and repeat. 🎧 038

2 Listen and say. 🎧 039

Vegetables

Back

Add to Order



1 potatoes



2 peas



3 carrots



4 peppers



5 cucumbers



6 beans

3 Look, listen and follow. 🎧 040 Play the game.



Lisa



Tom



Sara



Oscar



Meg



Billy



It's a girl.

Does she have carrots for dinner?

Yes, she does.

It's Sara!



4 Look, listen and learn. 🎧 041



Do you **like** potatoes?
Yes, I **do**.

Does he **like** carrots?
Yes, he **does**.

Do you **like** cucumbers?
No, I **don't**.

Does she **like** peas?
No, she **doesn't**.

5 Look and write. Does ... like Yes, I do. / No, I don't. ~~Yes, she does.~~ Do ... like No, he doesn't. No, she doesn't.

Emma				
Ben				
Lucy				
You				

1 Does Emma like peppers?
Yes, she does.

2 Does Ben like yoghurt?

3 _____ Lucy _____ beans?

4 _____ you _____ chicken?

6 Listen and follow. Then sing. 🎧 042-043 ▶

🎵 The Lunch Song 🎵

I like peppers, I like rice.
Cucumbers are very nice.
I like beans and chicken, too.
I love yoghurt! What about you?

Do you like **pizza**? Yes, I do!
I like **peas** and **meatballs**, too.
Do you like **carrots**?
Crunch, crunch, crunch!
Hurry up! It's time for lunch!

noodles

chips **salad**

apples



**Team
Up!**




3

Do a vegetable survey. 📄



- 1 Look at the pictures. What foods can you see?
- 2 Listen and read. 044 What does the wolf like for breakfast?

The wolf's breakfast





3 Read again. Then tick ✓ or cross ✗.

- 1 It's time for lunch.
- 2 The rabbit likes apples.
- 3 The donkey is hungry.
- 4 The donkey has apples and carrots for breakfast.
- 5 The wolf likes carrots for breakfast.
- 6 The wolf can see the rabbit.

✗

Think, feel, grow

How do the rabbit and the donkey help each other?
How can you help people?

4 Act out the story.

5 Home-school Read the story at home.



Team Up!

4

Make finger puppets. Act out the story.



Let's learn about school lunches in the UK and South Korea.



Listening and Speaking

- 1 Listen, point and repeat. 🎧 045
- 2 Listen and say the number. 🎧 046



1 vegetables



2 pasta



3 cake



4 drink



Ben



UK

- 3 What foods does Ben like? Listen and draw 😊 or ☹️. 🎧 047



- 4 Watch the video. ▶ What's Dylan's favourite lunch?

- 5 Listen and follow. 🎧 048 Then talk about your lunch.



What do you like for lunch?

I like chicken and salad for lunch. What about you?





6 Listen and read. 049 Does Soo-Min have lunch at home?

Home

About me

Links

My school lunch

6th February

I'm Soo-Min and I'm from South Korea. I have lunch at school every day. I've got a lunch box with cold food from home.

I have *kimbap* for lunch. It's Korean food. It's rice and vegetables. *Kimbap* is my favourite food! Today, I've got grapes in my lunch box, too. I like grapes!

This is a cake from South Korea. It's yummy! I have it in my lunch box on Fridays. I have a drink with my lunch, too. I like apple juice. My school lunch is great!

SOUTH KOREA

7 Read again. Then circle the correct words.

- Soo-Min has lunch at home / school.
- Soo-Min has a hot / cold lunch.
- Kimbap is pasta / rice and vegetables.
- Soo-Min likes apple / grape juice.

8 Writing focus Rewrite the sentences.

- I have rice for lunch. I have vegetables for lunch.
I have rice and vegetables for lunch.
- I like apples. I like bananas.

- I've got pasta. I've got chicken.

- I have pasta on Fridays. I have meatballs on Fridays.

Look!
We can join two sentences with *and*.

9 Write about your dinner. Go to your Workbook page 25



Team Up!

5

Make a favourite foods collage.



1 Listen and read. Learn how to do the project. 050



Write the meals.



Think of your favourite food for that meal.



Find or draw a picture of your favourite food.



Stick the food onto a sheet of card.



Label the food.



Practise talking about your collage.

2 Watch the video. When does the boy have pizza?

3 Listen and follow. 051 Then talk to the class about your collage.

My favourite food for dinner is meatballs and pasta. What about you?



My favourite food for dinner is pizza.

- 1 Test yourself! How many words can you remember? Write.



Vegetables

_____	_____
_____	_____
_____	_____

Other food

_____	_____
_____	_____
_____	_____
_____	_____

- 2 Choose and do two activities. Use your notebook.

1

Find and write your friend's five favourite foods.



2

Ask and answer.



Do you have ...
for ... ?

3

Draw and say three foods you like and three foods you don't like.

I like pizza.
I don't like ...



4

Write what you have for ...

breakfast

lunch

dinner

5

Remember, draw and say the foods and animals in the story.



6

Write what Tom has got on his plate.



Tom has got ...





1 Listen and read. 052 What is street food?

Street food

New posts

Profile

Log out



Luis, Peru

Hi! I'm from Lima in Peru. I like street food. Street food is food that you can eat on the street. Every country has street food. In Peru, lots of people like *anticuchos*. It's meat with vegetables, like peppers and carrots. We eat anticuchos with bread or with potatoes. It's yummy! What street food can people eat in your country?

Anticuchos



Gyros

Eleni, Greece

Hi, Luis! I'm from Athens in Greece. People in Athens eat lots of gyros! A gyro is a street food from Greece. It's a bread called *pita* with meat, salad and chips in it. I have gyros for dinner on Saturdays. It's my favourite food!



Hiro, Japan

Hello! I'm from Tokyo in Japan. You can eat lots of great street food in Japan. My favourite street food is *ramen*. Ramen is a soup with noodles. You can eat ramen with vegetables, meat, fish or egg. I like ramen with egg. I have ramen for lunch on Fridays.



Ramen

2 Read again. Then tick ✓ or cross ✗.

1 Luis likes anticuchos.



3 You can eat fish with ramen.



2 Eleni has gyros for dinner on Sundays.



4 Hiro eats ramen for breakfast on Fridays.



3 Listen and read. 053 What food does Fingle like?

Fingle's lunch

It's Sunday. This is Anna's house. Anna and her dad are in the garden. But who's this?

Dad: Hello! What's your name?

Fingle: I'm Fingle. Where's my mum? I'm hungry.

Anna: I'm Anna. I can help you. Come with me, Fingle.



This is Anna's kitchen. Anna and her dad have got meatballs for lunch.

Dad: It's time for lunch. Here you are, Fingle.

Anna: Do you like meatballs and pasta?
Or bread and cheese?

Fingle: No, I don't. I'm sorry.

Anna and her dad have got lots of food.

Anna: Do you like fish and rice?

Dad: Do you like cereal and milk?

Anna: Do you like cake and ice cream?

Fingle: No. I'm sorry, I don't like this food.

Anna is sad.



But Fingle has got a different lunch.

Fingle: Ooh! I like fish and ice cream! It's yummy!

Fingle's mum: Fingle! You're here!

Fingle: Hello, Mum! I've got new friends,
and I've got a great lunch!

Fingle is very happy!

4 Read again. Then circle *True* or *False*.

1 Anna sees Fingle in her garden.

True / False

2 It's time for breakfast.

True / False

3 Fingle likes meatballs and pasta.

True / False

4 Fingle has fish and ice cream for lunch.

True / False

3

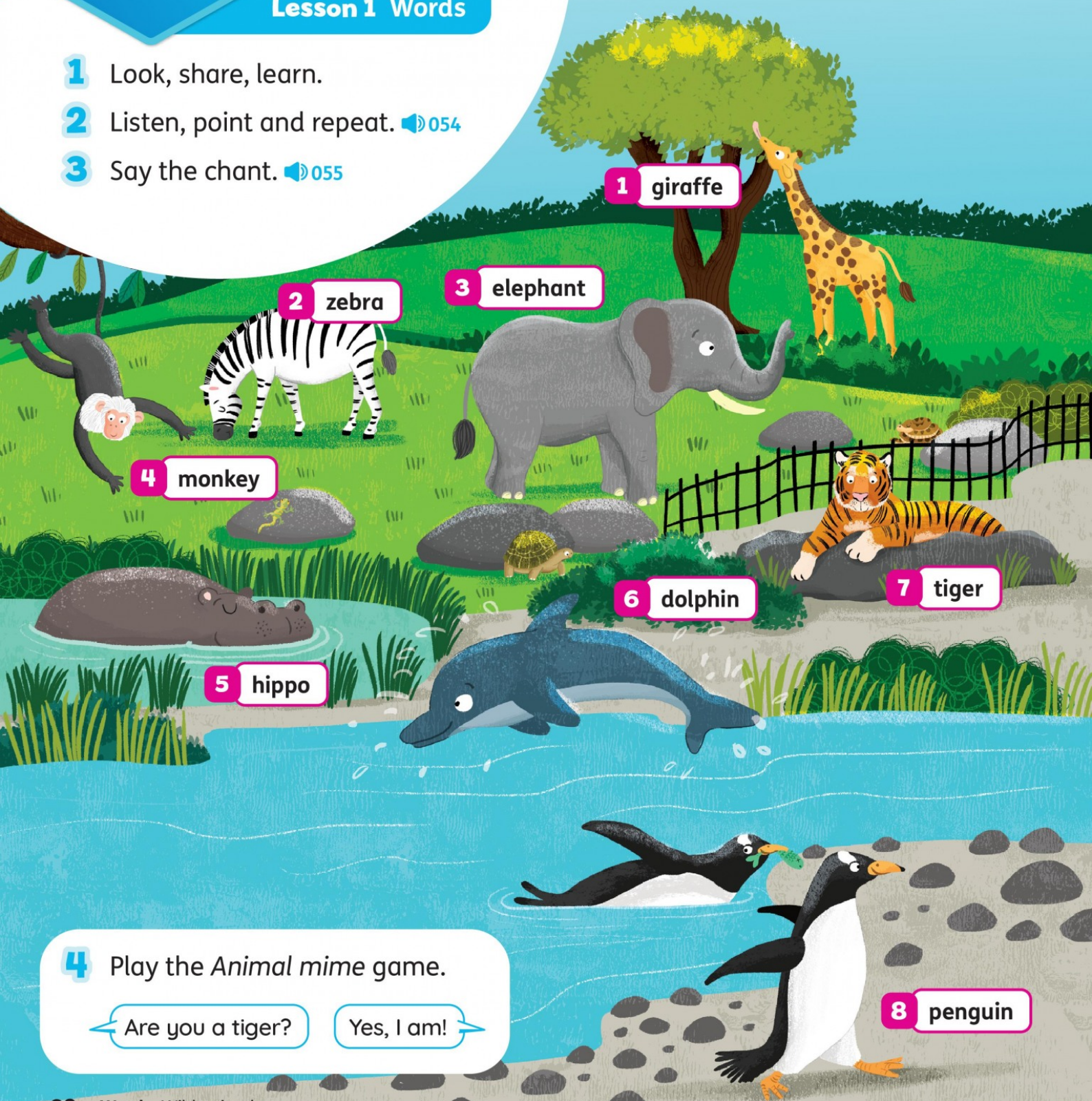
Wild animals



Let's talk about wild animals.

Lesson 1 Words

- 1 Look, share, learn.
- 2 Listen, point and repeat. 054
- 3 Say the chant. 055



1 giraffe

2 zebra

3 elephant

4 monkey

5 hippo

6 dolphin

7 tiger


4 Play the *Animal mime game*.

Are you a tiger?

Yes, I am!

8 penguin


5 Look and circle the odd one out. What can't they do?




swim



climb



run



jump

6 Read and tick ✓ or cross ✗.

	tiger	dolphin	elephant	penguin	monkey	hippo	zebra	giraffe
run	✓							
swim								
climb								
jump								

7 Listen and repeat. 056 Then ask and answer.



Can it jump?

Yes, it can.

Can it fly?

No, it can't.



Team
Up!

1

Make and play a card game.



Let's ask about
where animals live.



1 Listen and follow. 057 Then act.

Tigers **don't live** in water.

Look! Tigers **live** on land.

Do dolphins **live** on land?

No, they **don't**.

Dolphins **live** in water.






Great!

2 Look, listen and learn. 058

Tigers **live** on land.

Tigers **don't live** in water.

3 Listen and tick ✓. 059



4 Play True or False.




Elephants live in water.

False! Elephants don't live in water!



5 Look, listen and learn. 060



Do dolphins **live** on land?
No, they **don't**.

Do dolphins **live** in water?
Yes, they **do**.

6 Look, read and circle.



- 1 Do penguins live on land?
Yes, they do. / No, they don't.
- 2 Do monkeys live in water?
Yes, they do. / No, they don't.

- 3 Do tigers live in water?
Yes, they do. / No, they don't.
- 4 Do dolphins live on land?
Yes, they do. / No, they don't.

7 Look at 6. Write. **live don't live Do**

- 1 Giraffes live on land.
- 2 Zebras _____ in water.
- 3 _____ hippos live on land? Yes, they do.
- 4 Do elephants _____ in water? No, they don't.



**Team
Up!**

2

Make a Venn diagram.



Let's ask what animals eat.




1 Listen, point and repeat. 🔊061

2 Listen and say. 🔊062



3 Look, listen and follow. 🔊063 Play the game.



They're brown.



Are they nuts?


No. They're very small.

Yes!

Are they seeds?



4 Look, listen and learn. 🔊 064



What **do** giraffes **eat**?

They **eat** leaves.

They **don't eat** meat.

5 Look and write. **eat** **don't eat**

What do zebras eat?



- 1 They eat grass.
- 2 They _____ insects.
- 3 They _____ leaves.

What do tigers eat?



- 4 They _____ nuts.
- 5 They _____ meat.
- 6 They _____ seeds.

6 Listen and follow. Then sing. 🔊 065-066 🎵


🎵 What Do Animals Eat? 🎵

What do penguins eat?
 What do giraffes eat?
 Sing with me!
 What do hippos eat?
 What do zebras eat?
 Come and see!

Do elephants eat **leaves**? Yes, they do!
 Do monkeys eat **nuts**? Yes, they do!
 Tigers eat meat.
 And what do **dolphins** eat?
 They eat fish! Yes, they do!

grass
seeds

penguins



**Team
Up!**


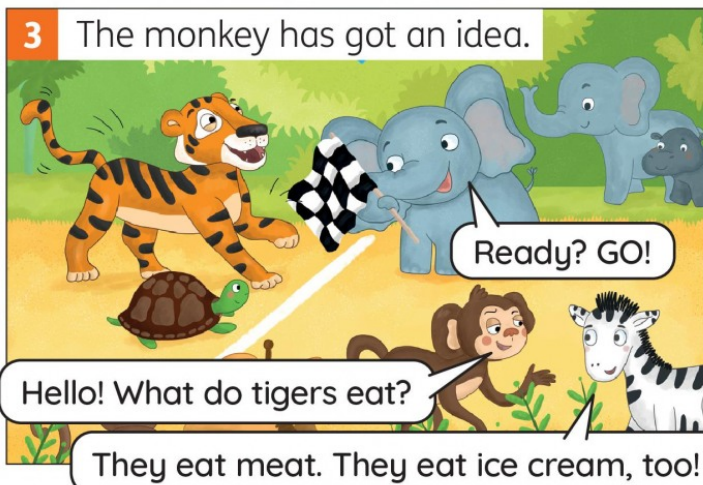

3

Make an animal fact file. 📄



- 1 Look at the pictures. What animals can you see?
- 2 Listen and read. 067 Who helps the tortoise?

The tiger and the tortoise





3 Who says it? Write the numbers.



- 1 You can't run!
- 2 Let's have a race.



- 3 What do tigers eat?
- 4 I'm hungry!



- 5 You're the winner!
- 6 I'm very happy!

Think, feel, grow

Why does the tortoise win the race?
What do you do when something is difficult?

4 Act out the story.

5 Home-school Read the story at home.



Team Up!

4

Play a board game.



Let's learn about wild animals
in Australia and India.




Listening and Speaking

- 1 Listen, point and repeat. 🔊 068
- 2 Listen and say the number. 🔊 069



1 kangaroo



2 crocodile



3 koala



4 shark





Jedda



AUSTRALIA

- 3 What do the animals eat? Listen and tick ✓ or cross X. 🔊 070



- 4 Watch the video. ▶ What's Kerry's favourite animal?

- 5 Listen and follow. 🔊 071 Then talk about animals in your country.



What wild animals live in this country?

Lizards and frogs live here. I like lizards.



Reading and Writing

- 6 Listen and read. 072 What's Avi's favourite animal?



Avi

Wild animals in India

India is a beautiful country with lots of wild animals. Sharks, dolphins and lots of fish live in the Indian Ocean. Tigers, elephants, monkeys and foxes live on land. You can see crocodiles in India, too. In Chennai, people look after crocodiles at a special park. The park has got lizards, snakes, tortoises and lots of crocodiles. I love crocodiles. They're my favourite animal! They live on land and they live in water. Crocodiles can't jump, but they can swim and they can run. They've got long bodies, but they've got short legs. They've got big mouths, too. They eat meat and fish. You can see baby crocodiles at the park in Chennai. They're very small!

INDIA



- 7 Read again. Then circle *True* or *False*.

- | | |
|--|---------------------|
| 1 Dolphins live in the Indian Ocean. | <u>True</u> / False |
| 2 You can see monkeys in India. | True / False |
| 3 Avi doesn't like crocodiles. | True / False |
| 4 You can see baby crocodiles at the park. | True / False |

- 8 **Writing focus** Rewrite the sentences.

- Crocodiles can't jump. They can swim.
Crocodiles can't jump, but they can swim.
- Tortoises eat grass. They don't eat meat.

- Monkeys haven't got wings. They have got tails.

- Tigers live on land. They don't live in water.

Look!

We use a comma (,) and *but* to join a positive sentence and a negative sentence.

- 9 Write about wild animals in your country. Go to your Workbook page 37

Team
Up!

5

Make an animal quiz.



1 Listen and read. Learn how to do the project. 073




1 Choose five animals.



2 Read about your five animals.



3 Write five questions about the animals.



4 Decorate your quiz.



5 Practise reading your questions.

2 Watch the video. What are Alex's favourite animals?

3 Listen and follow. 074 Then do the quiz with another group.



1 Test yourself! How many words can you remember? Write.



Animals

_____	_____
_____	_____
_____	_____
_____	_____

Animal foods

_____	_____
_____	_____
_____	_____

2 Choose and do two activities. Use your notebook.

1

Ask and answer.



What do tigers eat?

2

Draw and write about your favourite animal.



This is a dolphin.
Dolphins live in water.
They ...

3

Think of a new verse for the song. Sing it to the class.



Do monkeys eat bananas?
Yes, they do!

4

Tell the class.
What animals ...

- live on land?
- eat grass?
- can climb?

5

Write three sentences about your favourite character from the story.



The tortoise is small.
She can't ...

6

Play a guessing game.

It lives on land. It eats grass. It can run.

Is it a zebra?

4

My favourite things

Lesson 1 Words

Let's talk about our things.

- 1 Look, share, learn.
- 2 Listen, point and repeat. 🗣️ 075
- 3 Say the chant. 🗣️ 076



4 Play the *Drawing* game.

Is it a guitar?

Yes, it is!

5 Find and circle the things that are in both pictures. Then say.



6 Look at 5. Count the things. Write 1 or 2.

poster

helicopter

watch

bracelet

trophy

video game

guitar

puppet

7 Listen and repeat. 077 Then ask and answer.



Is this Sam's guitar?

No, it isn't. It's Eva's guitar.



Team Up! 1

Make and play a *Favourite Things* guessing game.

Let's ask who things belong to.




1 Listen and follow. 🎧 078 Then act.



2 Look, listen and learn. 🎧 079

	Whose guitar is it?	It's	mine.
			yours. his. hers.

3 Listen and circle. 🎧 080



4 Choose things in your classroom. Then ask and answer.




Whose book is it?

It's mine! Whose pencil case is it?




5 Look, listen and learn. 🎧 081




Whose helicopter is it?	It's	ours. yours. theirs.
-------------------------	------	----------------------------

6 Look, read and number.




They've got a guitar.


3



You've got a video game.



We've got a trophy.



They've got a helicopter.


1 Whose helicopter is it? It's **theirs**.

2 Whose trophy is it? It's **ours**.


3 Whose guitar is it? It's **theirs**.

4 Whose video game is it? It's **yours**.

7 Look and write. ours hers his ~~theirs~~



1 Whose kite is it? It's theirs.



2 Whose puppet is it? It's _____.



3 Whose poster is it? It's _____.



4 Whose boat is it? It's _____.



**Team
Up!**

2

Make and play a card game. ⬇️

Let's ask about our favourite clothes.



1 Listen, point and repeat. 🗣️ 082

2 Listen and say. 🗣️ 083

Our favourite clothes!



1 hoodie



2 jeans



3 coat



4 sandals



5 boots



6 pyjamas

3 Look, listen and follow. 🗣️ 084 Play the game.



Ella



Andy



Lia



Oscar



Have you got a hoodie?

Have you got jeans?

You're Andy!

Yes, I have.

No, I haven't.



4 Look, listen and learn. 🎧 085

What **are you wearing?**

I'm wearing

a coat.
boots.



5 Look and write. a hoodie boots ~~a coat~~ jeans are you wearing

What are you wearing?

Jenny Moon and Jack Starr



- 1 I'm wearing a coat. It's red.
- 2 _____, too.
- 3 What _____, Jack?

- 4 _____.
- They're blue!
- 5 _____, too.

6 Listen and follow. Then sing. 🎧 086-087 🎵

🎵 What Are You Wearing? 🎵

What are you wearing?

Can you see?

I'm wearing my favourite clothes!

Look at me!

I'm wearing **a hoodie**.

It's **cold** today!

I'm wearing **boots**

And I'm ready to play!

sandals

hot

shorts



**Team
Up!**




3


Draw and label your favourite clothes. 📄



- 1 Look at the pictures. What toys can you see?
- 2 Listen and read. 088 Why is the prince sad?

The prince's toys





3 Read and tick ✓ or cross ✗.

- 1 The boy has got a helicopter.
- 2 The girl has got a puppet.
- 3 The prince has got lots of toys.
- 4 The prince wants the red ball.
- 5 The prince plays with the boy and girl.
- 6 The prince's mum and dad are sad.

☒

☐

☐

☐

☐

☐

Think, feel, grow

Is the prince happy with his new toys?
How do you make new friends?

4 Act out the story.

5 Home-school Read the story at home.



**Team
Up!**

4

Make a story book.



Let's learn about children and their favourite things in Italy and the UK.



Listening and Speaking

- 1 Listen, point and repeat. 🎧 089
- 2 Listen and say the number. 🎧 090



1 doll



2 strings



3 material



4 ribbon



Maria



ITALY

- 3 Listen and tick ✓ or cross ✗. 🎧 091



- 4 Watch the video. ▶ What can Riccardo's aunt do?

- 5 Listen and follow. 🎧 092 Then talk about your favourite thing.



What's your favourite thing?

My favourite thing is my helicopter. It's red. I love it!



Reading and Writing

- 6 Listen and read. 093 Where is Jake's doll from?

Jake



My favourite thing!

This is a doll from London, England. London is my favourite place, and this doll is my favourite thing! My doll's name is Bobby. He's wearing black trousers, a black jacket and a black hat. His clothes aren't material. They're paint! You can see lots of dolls like Bobby in London.



This is me in London. I'm wearing a white shirt, a blue jacket and blue trousers. I'm wearing a big black hat, too. I like my clothes in this photo!

UK



My baby sister has got a teddy from London. Look! Her teddy is wearing a white shirt with a grey ribbon. He's wearing a jacket and shorts, too. My sister's teddy is her favourite thing. What's yours?



- 7 Read again. Then circle.

- 1 Bobby is Jake's puppet / doll.
- 2 Bobby's clothes are material / paint.
- 3 Jake is wearing a black hat / coat.
- 4 Jake's sister has got a doll / teddy from London.

- 8 Writing focus Write commas , and and.

- 1 Jake's doll is wearing black trousers __ a black jacket and a black hat.
- 2 My favourite colours are pink __ red __ blue.
- 3 I'm wearing a T-shirt __ shorts __ sandals.
- 4 I've got a doll __ a puppet __ a teddy __ a ball.

Look!

We use commas (,) and **and** to write lists.

- 9 Write about your favourite thing. Go to your Workbook page 49



Team Up!

5

Make a time capsule.




1 Listen and read. Learn how to do the project. 094



Write about you.



Draw and write about your favourite clothes.



Draw and label your favourite things.



Practise talking about you and your favourite things.



Decorate a box or tube.



Put your papers in the box or tube.

2 Watch the video. What's the girl's favourite colour?

3 Listen and follow. 095 Then show your time capsule to your class.

What are you wearing?



I'm wearing my favourite clothes! I'm wearing a yellow hoodie and blue jeans. I'm wearing black trainers, too.

1 Test yourself! How many words can you remember? Write.



Favourite things

_____	_____
_____	_____
_____	_____
_____	_____

Clothes

_____	_____
_____	_____
_____	_____

2 Choose and do two activities. Use your notebook.

1

Mime and guess in pairs.



Is it a guitar?

2

What are you wearing?
Draw and label a picture.



I'm wearing ...

3

Reorder the letters.
Say the clothes words.

s j p a m a y d a n s l a s

o t a c

4

Write sentences about
your favourite:

- toy • colour • day
- food • clothes

My favourite
toy is ...

5

Act out your favourite
frame from the story.



6

Look, ask and answer
questions with
Whose ... is it?





1 Listen and read. 096 What is Penny?

The funny chicken

Clucky the chicken lives on a farm. She's got four small eggs and one big egg.



Clucky has got five chicks now. Four chicks are yellow. One chick is grey. Their names are Jenny, Henny, Lenny, Benny and Penny.



Clucky loves her chicks. But Penny is different. Chickens live on land. Chickens can't swim. But Penny can swim! Chickens eat seeds. But Penny doesn't eat seeds. She eats fish!



Penny has got black and white feathers. She's a funny chicken! Chickens can fly. But Penny can't fly.

One day, Penny sees some black and white birds. 'We're penguins,' the birds say. 'You're a penguin, too!'



Penny is very happy. She loves her family, but now she has got some new friends, too!



2 Read again. Then match the sentence halves.

- | | |
|------------|----------------------|
| 1 Clucky | can't fly. |
| 2 Chickens | is black and white. |
| 3 Penguins | eat seeds. |
| 4 Penny | has got five chicks. |

3 Listen and read. 🎧 097 What do elephant aunts do?

Amazing elephants!




herd

Elephants are very big animals. They live in families called *herds*. This is a baby elephant. It's got a mum and it's got aunts, too. The aunts help the mum with the new baby!

Do you know?

Elephants live on land, but they can swim! They love water!

Elephants have got long noses called *trunks*. Elephants can drink lots of water with their trunks. They can eat small nuts and they can open bananas with their trunks, too. Elephants love bananas!



trunk

Elephants have got two big teeth. These teeth are called *tusks*. Elephants can find food with their tusks. Elephants eat lots of food! They eat for sixteen hours every day! They don't eat meat. They eat grass and leaves.



tusks

Fun fact!

Elephants don't like bees!



Elephants are just like you. They feel happy and sad, and they love their families and friends.

4 Read again. Then circle the correct words.

- 1 Elephants have got long teeth / noses called trunks.
- 2 Elephants live on land / in water.
- 3 Elephants don't eat bananas / meat.
- 4 Elephants can drink water with their trunks / tusks.

5

Around town



Lesson 1 Words

Let's talk about places in town.

- 1 Look, share, learn.
- 2 Listen, point and repeat. 🎧 098
- 3 Say the chant. 🎧 099




- 4 Play the Word chain game.

There's a police station.

There's a police station and a supermarket.

5 Look and number. Then point and say the places.



6 Look at 5. Read and write the number.

hospital bus stop hotel supermarket
 school police station park toy shop

7 Listen and repeat.  100 Then ask and answer.



Shall we go to the toy shop?

OK. Let's go!



Team Up! 1

Make and play a card game.



Let's ask about
places in our town.



1 Listen and follow. 101 Then act.

--	--	--

2 Look, listen and learn. 102

	<p>Is there a toy shop in your street?</p>	<p>Yes, there is. No, there isn't.</p>
--	--	--

3 Listen and tick ☒ or cross ☒. 103

<p>1 </p> <p><input checked="" type="checkbox"/></p>	<p>2 </p> <p><input type="checkbox"/></p>	<p>3 </p> <p><input type="checkbox"/></p>	<p>4 </p> <p><input type="checkbox"/></p>	<p>5 </p> <p><input type="checkbox"/></p>	<p>6 </p> <p><input type="checkbox"/></p>
--	---	---	---	---	---

4 Look at 3. Point, ask and answer.



Is there a school in your street?

No, there isn't. Is there a ... ?



5 Look, listen and learn. 104




Are there any parks in your town?

Yes, **there are**.

No, **there aren't**.

6 Look, read and circle.



- | | |
|--|--|
| 1 Are there any supermarkets in Red Town? | <u>Yes, there are.</u> / No, there aren't. |
| 2 Are there any hospitals in Red Town? | Yes, there are. / No, there aren't. |
| 3 Are there any police stations in Red Town? | Yes, there are. / No, there aren't. |
| 4 Are there any bus stops in Red Town? | Yes, there are. / No, there aren't. |

7 Look at 6. Write. **Yes, there are.** **No, there aren't.** ~~Yes, there is.~~ **No, there isn't.**

- Is there a toy shop in Red Town?
Yes, there is.
- Are there any trees in Red Town?

- Are there any schools in Red Town?

- Is there a hotel in Red Town?



**Team
Up!**


2

Play a street game. 

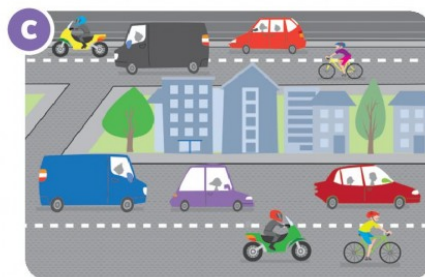
Let's ask about transport.



- 1 Listen, point and repeat. 🔊 105
- 2 Listen and say. 🔊 106



- 3 Look, listen and follow. 🔊 107 Play the game.



Are there any motorbikes in your town?

Yes, there are.

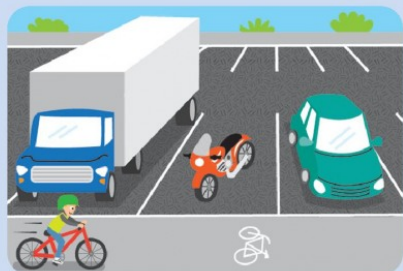
Are there any lorries in your town?

No, there aren't.

It's c!



4 Look, listen and learn. 🎧 108



Where's the car?

It's **next to**

It's **in front of**

It's **behind**

the motorbike.

Where's the motorbike?

It's **between**

the lorry and the car.

5 Look and write. in front of next to ~~behind~~ between



1 Where's the car?

It's **behind** the lorry.

2 Where's the motorbike?

It's _____ the bus stop and the police station.

3 Where's the van?

It's _____ the car.

4 Where's the lorry?

It's _____ the car.

6 Listen and follow. Then sing. 🎧 109-110 🎵

🎵 Where's The Motorbike? 🎵

Where's the motorbike?

Where's the motorbike?

Look! There's the motorbike!



It's next to the **lorry**.

train

It's in front of the **van**.

bike

Can you see it? Yes, I can!

It's behind the **car**

van

And the red **bus**, too!

car

Motorbike! Motorbike! I see you!



Team
Up!


3

Play a memory game. 📄



- 1 Look at the pictures. What places in town can you see?
- 2 Listen and read. 111 What is the little boy's toy?

The red kite





3 Read and match. Then point, ask and answer.

- | | |
|----------------------|-----------------------------------|
| 1 Whose kite is it? | It's in front of the hotel. |
| 2 Where's the doll? | It's on the window. |
| 3 Where's the train? | It's Keiko and Dad's kite. |
| 4 Whose train is it? | It's between the trees. |
| 5 Where's the boat? | It's in front of the supermarket. |
| 6 Where's the kite? | It's the boy's train. |

Think, feel, grow

Why doesn't Keiko want to go home?

Talk about times when you wanted / didn't want to give up.

4 Act out the story.

5 Home-school Read the story at home.



Team Up!

4

Make a story quiz.



Let's learn about transport
in Hungary and Brazil.




Listening and Speaking

- 1 Listen, point and repeat. 🎧 112
- 2 Listen and say the number. 🎧 113



1 tram



2 metro



3 chair lift



4 taxi


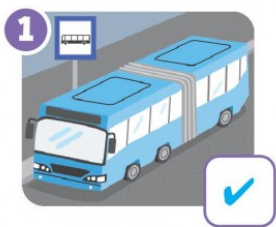


Hanna



HUNGARY

- 3 Listen and tick ✓ or cross ✗. 🎧 114



- 4 Watch the video. ▶ Where does Eva go on the metro?
- 5 Listen and follow. 🎧 115 Then talk about transport in your town.



What transport is there in your town?

There are trains and there are lots of buses.



Reading and Writing

BRAZIL



- 6 Listen and read. 116 Why does Bruno like the metro?



Bruno



Transport in **your city**

Where do you live?

Rio de Janeiro.

Do you like your city?

Yes, I do. I love it! Rio is a beautiful city. It's next to the sea, and it's got lots of shops and hotels.

Is there a metro in your city?

Yes, there is. It's great! You can go under the city on the trains!

What other transport is there in your city?

There's lots of transport in Rio. There are buses and there are taxis. Rio has got lots of trams. There are old trams and there are new trams. The old trams are yellow and the new trams are grey. You can go on boats on the sea, too.



- 7 Read again. Then circle.

- 1 Does Bruno like his city?

Yes, he does. / No, he doesn't.

- 2 Has Bruno's city got a metro?

Yes, it has. / No, it hasn't.

- 3 Are the new trams yellow?

Yes, they are. / No, they aren't.

- 4 Is there a chair lift in Rio?

Yes, there is. / No, there isn't.

- 8 **Writing focus** Read and match.

- 1 Have you got a scooter?

No, there isn't.

- 2 Is there a chair lift in your town?

Yes, I do.

- 3 Are there any buses in your town?

No, I haven't.

- 4 Do you like your town?

Yes, there are.

Look!

We can use short answers to answer questions with *Do*, *Is*, *Have* and *Are*.

- 9 Complete a questionnaire about transport in your town.



Go to your Workbook page 61



Team Up!

5

Make a town map.



1 Listen and read. Learn how to do the project. 117




1 Plan your town. Think about places and transport.



2 Draw the map on a big piece of paper.



3 Find or draw pictures.



4 Stick the pictures on your town map.



5 Think of a name for your town. Label your map.



6 Practise talking about your town.

2 Watch the video. Where is the bus stop?

3 Listen and follow. 118 Then show your map to the class.



- 1 Test yourself! How many words can you remember? Write.



Places in town

_____	_____
_____	_____
_____	_____
_____	_____

Transport

_____	_____
_____	_____
_____	_____

- 2 Choose and do two activities. Use your notebook.

1

Talk about the picture.



The car is next to the ...

2

Ask and answer with your friend.




Is there a ... in your street?

3

Write sentences about your town.



6

Draw a vehicle.
Can your friend guess the word?

Is it a motorbike?

Choose a city. Write what you can see.

I'm in Budapest.
I can see a ...

5

Remember and say what places are in the story.



6

At the weekend



Let's talk about sports and games.

Lesson 1 Words

- 1 Look, share, learn.
- 2 Listen, point and repeat. 119
- 3 Say the chant. 120

1 play badminton

2 play ice hockey

3 play table tennis

4 play Frisbee

5 play tag

6 play hide and seek

7 play chess

8 play dominoes

4 Play the Mime game.

Can you play table tennis?

Yes, I can!

5 Circle activities you do standing up and sitting down. Then say.



6 Look at 5. Read and write the numbers.

play table tennis play ice hockey play chess

play tag play dominoes play Frisbee

play hide and seek play badminton

7 Listen and repeat. 121 Then ask and answer.



What games do you like?

I like chess and table tennis.



**Team
Up!**

1

Do a survey and find someone to play with.



Let's ask about what sports and games people are playing.



1 Listen and follow. 122 Then act.

What's she doing?

She's playing ice hockey.

What's he doing?

He's playing Frisbee.

What are they doing?

They're climbing a tree!

2 Look, listen and learn. 123



What's	he	doing?	He's	playing dominoes.
	she		She's	

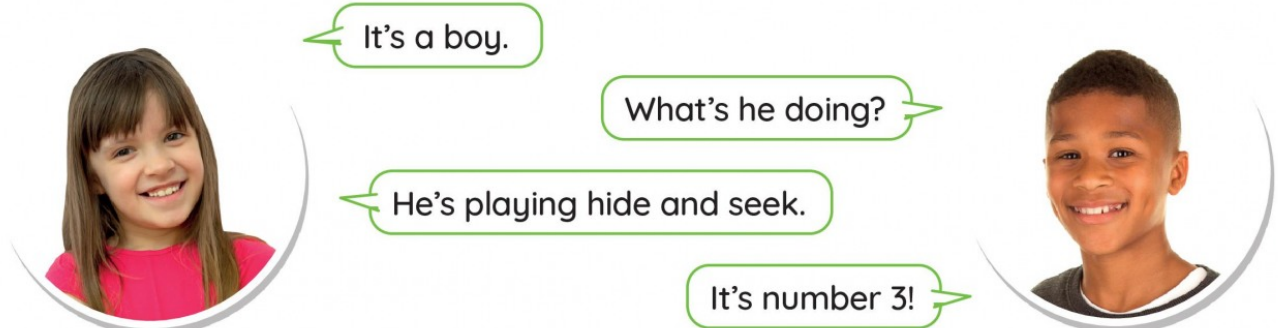


Look!
He's = He is
She's = She is

3 Listen and number. 124



4 Look at 3. Play the game.



5 Look, listen and learn. 125



What are they doing? They're playing chess.



Look!
They're = They are

6 Look, read and number.



They're playing table tennis.

3

They're playing tag.

They're playing hide and seek.

They're playing badminton.

7 Look and write. **table tennis** ~~badminton~~ **dominoes** **ice hockey**



1 What's she doing?

She's playing badminton.



2 What are they doing?

They're



3 What's he doing?



4 What are they doing?



Team Up!

2

Make and play a card game.



Let's ask about free time activities.




1 Listen, point and repeat. 🎧 126

2 Listen and say. 🎧 127



Our free time activities



1 listen to music



2 watch TV



3 play with friends



4 read comics



5 do judo



6 fly a kite

3 Look, listen and follow. 🎧 128 Play the game.



Matt



Emma




Tom



Lara



Jack



Amy



It's a boy.

What's he doing?

He's playing with friends.

He's Matt!



4 Look, listen and learn. 🎧 129

Is	he	listening to music?	Yes, he is .
	she		No, she isn't .



5 Look and write. Yes, she is. No, he isn't. ~~Yes, he is.~~ No, she isn't.

Our weekend!



1 Is he reading comics?

Yes, he is.

2 Is she watching TV?

3 Is she doing judo?

4 Is he playing with friends?

6 Listen and follow. Then sing. 🎧 130-131 🎵

🎵 🎵 Listening To Music 🎵 🎵

She's listening to music,
Listening to music all day long.
She's listening to music
And this is her favourite song!

Is she **reading comics**?

Is she **watching TV**?

Is she **playing with friends**?

No, she isn't. Can't you see?

doing judo

playing Frisbee

flying a kite



**Team
Up!**

3

Play a *Mime* game.





- 1 Look at the pictures. What activities can you see?
- 2 Listen and read. 132 Who is playing hide and seek?

Walter wants to play





3 Read and number the sentences in order.

- a Walter wants to play hide and seek.
- b Walter is playing with his friends.
- c Walter is sad.
- d The rabbits are playing chess.
- e The monkeys are in the trees.
- f The monkeys and rabbits are sorry.

☐

☐

☐

☒

☐

☐

Think, feel, grow

Why don't the animals want to play with Walter?
How are you and your friends different / the same?

4 Act out the story.

5 Home-school Read the story at home.



Team Up!

4

Play a story game.



Let's learn about children and their favourite games in Poland and South Africa.



Listening and Speaking

- 1 Listen, point and repeat. 🎧 133
- 2 Listen and say the number. 🎧 134



1 numbers



2 lines



3 points



4 chalk




Kasia



POLAND

- 3 Listen and tick ✓ or cross X. 🎧 135



- 4 Watch the video. ▶ How many animal words does Ada say?
- 5 Listen and follow. 🎧 136 Then talk about your favourite game.



My favourite game is hide and seek. What's your favourite game?

My favourite game is tag.





- 6 Listen and read. 137 Who plays marbles with Ethan?



Ethan



Favourite games



Ethan

My favourite game is marbles. I play marbles with my brother and sister. We draw a circle with chalk. We put marbles in the circle.

Then we draw a line with chalk in front of the circle. We throw our marbles. The player whose marble is on the line starts the game. We throw our marbles to try to get the marbles out of the circle. You get points when you get a marble out of the circle.

This is my brother Billy and my sister Jess. They're playing marbles. Billy is throwing a marble into a circle. Jess and Billy are playing 'keepsies'. When you get a marble out of the circle, you keep it! It's a great game!

- 7 Read again. Then match the sentence halves.

- 1 Ethan's favourite game
- 2 Ethan plays marbles
- 3 They draw
- 4 They put

- marbles in the circle.
a circle with chalk.
is marbles.
with his brother and sister.

- 8 **Writing focus** Circle the correct verb forms.

- 1 We say / are saying the names of different things.
- 2 We are writing / write numbers in the squares.
- 3 We draw / are drawing squares on the ground.
- 4 We are jumping / jump on the squares.

Look!

We can use the present simple to write instructions.

- 9 Write about your favourite game. Go to your Workbook page 73

Team
Up!

5

Make a free time poster.



1 Listen and read. Learn how to do the project. 138



1

Make a list of your favourite free time activities.



2

Find photos of you, your friends or family doing the activities.



3

Stick the photos onto paper.



4

Write captions for the photos.



5

Think of a heading for your poster.



6

Practise talking about your poster.

2 Watch the video. What is Jamie doing?

3 Listen and follow. 139 Then show your poster to the class.

These are my friends.

They're playing chess!



What are they doing?

- 1 Test yourself! How many words can you remember? Write.



Sports and games

_____	_____
_____	_____
_____	_____
_____	_____

Free time activities

_____	_____
_____	_____
_____	_____

- 2 Choose and do two activities. Use your notebook.

1

Play a miming game in groups of three.

What's he / she doing?

He's / She's ...

2

Draw and label your favourite activity.



I'm doing judo!

3

Ask and answer with your friend.

What games do you like?

I like tag and badminton.

4

Make a new verse for the song. Sing it to the class.



5

Write three questions about the story. Ask and answer.



Are the rabbits playing tag?

6

Play a guessing game.

What's my favourite game?

Is it dominoes?



Let's read!

Transport

- 1 Listen and read. 140 What places can you find in Nairobi?

Transport in Nairobi

Welcome to Nairobi!

This beautiful city is in Kenya. There are lots of hotels, shops, markets and parks in Nairobi.

Nairobi is a big city and it's got lots of public transport.



There are lots of trains in Nairobi. You can use trains to go to different places in the city. Lots of trains go from Nairobi to other towns and cities in Kenya, too.

There are lots of bus stops in Nairobi. You can get a bus from your hotel to lots of beautiful places in the city.



Matatu

Matatus are small buses! There are lots of these buses in Nairobi. Fourteen people can go in a matatu. There are lots of taxis in Nairobi, too. You can see taxis in the street, near hotels.




Nairobi has got motorbike taxis called boda bodas. They can take you to different places in the city.

There are tuk-tuk taxis in Nairobi, too. They've got three wheels. They're not cars and they're not motorbikes, but they're a fun way to go to places!



Boda bodas



Tuk-tuk

- 2 Read again. Then answer the questions.

- 1 Where is Nairobi? In Kenya
- 2 How many people can go in a *matatu*? _____
- 3 What is a *boda boda*? _____
- 4 How many wheels have *tuk-tuks* got? _____

3 Listen and read. 🎧 141 Why can't the car go?

The new car

It's Saturday. Jack's family is in front of their house. 'We've got a new car!' Mum says. 'It's great!' Dad says. 'What can it do?' 'Let's find out!' Mum says. 'Let's go to the beach!' Jack says.



There are lots of cars.
'Oh no,' Jack says. 'We can't go to the beach.'
'Yes, we can,' Mum says.
Now the car has got wings!
'We're flying!' Jack says.

The car flies to the beach.
'There are lots of people on this beach,' Dad says.
'There aren't any people on that beach,' Jack says.
'Let's go!' Mum says.



Soon, they're at a beautiful beach. They play in the sea and Jack makes a big sandcastle. Then they have lunch on the sand.

'It's time to go home,' Mum says. But the car doesn't go.
'Look! The car is hungry!' Dad says. Jack gives the car a sandwich.



4 Read again. Then correct the words in bold.

- 1 The family goes to the **park**.
- 2 There are lots of **vans** on the road.
- 3 The family has **dinner** on the sand.
- 4 The car eats a **biscuit**.

beach

Now the car is a plane again! They fly home.
'What a great car!' Jack says.



7

My day

Lesson 1 Words

Let's talk about daily routines.

- 1 Look, share, learn.
- 2 Listen, point and repeat. 🔊 142
- 3 Say the chant. 🔊 143

1 have a shower



2 go to bed



3 get up



5 get dressed

4 brush my teeth



6 do my homework

7 brush my hair



4 Play the Memory game.

What's number 3?

Get up!

8 go to school



5 What are the activities? Look and write the numbers.

1



do my homework

2



get dressed

3



go to bed

4



brush my hair

6 Write.

1



get up

2



3



4



7 Listen and repeat. 144 Then ask and answer.



in the morning



in the afternoon



in the evening



I do my homework
in the afternoon.
What about you?

I do my homework
in the evening.



Team
Up!

1

Make a daily routines chart.



Let's ask about daily routines.



1 Listen and follow. 🎧 145 Then act.

What do you **do** **in** the afternoon?

I **do** my homework.

What do you **do** **in** the morning?

I **go** to school! Let's go!

But it's Saturday, Nina!

Oh! I **don't go** to school **on** Saturday!

2 Look, listen and learn. 🎧 146



What do you **do** **in** the

morning?
afternoon?
evening?

I **do** my homework.

3 Listen and tick ✓. 🎧 147

	1	2	3	4	5	6
Morning	✓					
Afternoon						
Evening						

4 Ask and answer.



What do you do in the morning?

I have breakfast and I ...









5 Look, listen and learn. 148



I **go** to school **on** Monday.
I **don't go** to school **on** Saturday.

6 Look, read and circle.

Jack's Activity Chart!			
Friday			
Saturday			

I'm Jack!



1 I brush / don't brush my teeth on Friday.

2 I go / don't go to school on Saturday.

3 I have / don't have a shower on Saturday.

4 I do / don't do my homework on Friday.

7 Write about you.

What do you do ...

1 on Saturday?

2 on Sunday?

3 on Monday?

4 on Wednesday?

5 on Friday?

I ... on Saturday.



Team Up!

2

Make a star chart for your friend.



Let's ask about when people do things.



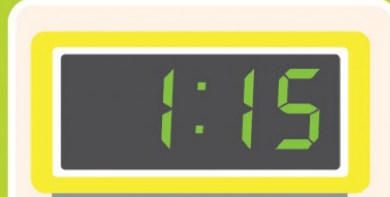
1 Listen, point and repeat. 🔊 149

2 Listen and say. 🔊 150

What time is it?



1 one o'clock



2 one fifteen



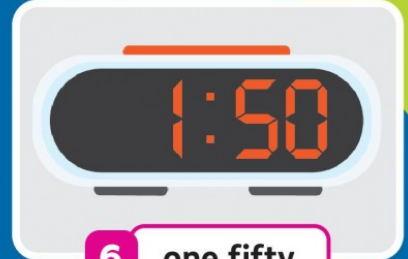
3 one twenty



4 one thirty



5 one forty-five



6 one fifty

3 Look, listen and follow. 🔊 151 Play the game.



What time is it?

It's nine o'clock.

It's time to go to school!

Yes!



4 Look, listen and learn. 152



When does he / she **get up**?

He	gets up	at six o'clock.
She		
He	doesn't get up	at seven thirty.
She		

5 Look and write. **have** ~~doesn't brush~~ **has** **brush**



- 1 Ava doesn't brush her hair at seven thirty.
- 2 When does Leo _____ his teeth? At eight o'clock.
- 3 Leo _____ a shower at seven thirty.
- 4 When does Ava _____ breakfast? At seven thirty.

6 Listen and follow. Then sing. 153-154

My Favourite Day

What do you do on Monday?
I go to school, I work and play.
It's lots of fun on Monday.
Monday's my favourite day!

I **get up** in the morning.
I **brush my teeth**, too.
I **go to school** at eight o'clock.
What about you?

get dressed
brush my hair
have a shower



**Team
Up!**


3


Play a board game. 



- 1 Look at the pictures. What daily routine activities can you see?
- 2 Listen and read. 155 When does Billy get up?

Billy's day





3 Read and tick ✓ or cross ✗.

- 1 Billy doesn't go to school on Monday.
- 2 Billy gets up at eight thirty.
- 3 Billy has breakfast on the bus.
- 4 Billy brushes his hair in the morning.
- 5 Billy's birthday is on Monday.
- 6 Billy likes his watch.

☒
☐
☐
☐
☐
☐

Think, feel, grow

Why is Billy late for school?
Are you ever late? Why?

4 Act out the story.

5 **Home-school** Read the story at home.



Team Up! **4**

Make a timetable for Billy's day.



Let's learn about family routines in the USA and Thailand.




Listening and Speaking


- 1 Listen, point and repeat. 🔊 156
- 2 Listen and say the number. 🔊 157



1 police officer



2 taxi driver



3 farmer



4 dentist



Josh



USA

- 3 Listen and circle. 🔊 158




1



2



3



4



5

4:00

4:30

6:15

6:45

9:15

9:30

8:30

8:45

10:15

10:30


- 4 Watch the video. ▶ When does Jake's grandpa get up?

- 5 Listen and follow. 🔊 159 Then talk about your family routines.



When does your mum get up?

She gets up at six forty-five.





6 Listen and read. 160 Who does Suree have dinner with?



Suree

07:00

Family routines



When does your dad get up?

My dad gets up at six forty-five in the morning. He's a dentist.

When does your mum get up?

My mum gets up at six thirty. She's a teacher.

What's your dad's routine?

He gets dressed and he has breakfast. He goes to work at eight o'clock. He works in the morning and in the afternoon. In the evening, he has a shower. Then he has dinner with mum and me. We eat lots of rice!



What's your mum's routine?

My mum works in the morning and afternoon, too. In the morning, she has a shower and she gets dressed. She has breakfast and she goes to school at seven thirty. She has lunch at twelve o'clock.



7 Read again. Then circle the correct words.

- 1 Suree's dad is a farmer / dentist.
- 2 Suree's dad goes to work at six / eight o'clock.
- 3 Suree's mum is a teacher / taxi driver.
- 4 Suree's mum has lunch at twelve / two o'clock.

8 Writing focus Correct the mistakes.

- 1 My mum **get up** at six thirty. gets up
- 2 I **gets up** at seven o'clock. _____
- 3 I **goes** to school at seven forty-five. _____
- 4 My dad **go** to work at eight o'clock. _____

Look!

When writing about someone else, we add an **s** or **es**:

I get up – She gets up
I go – He goes

9 Write about your family routines. Go to your Workbook page 85

Team
Up!

5

Make a zig-zag book.



1 Listen and read. Learn how to do the project. 161



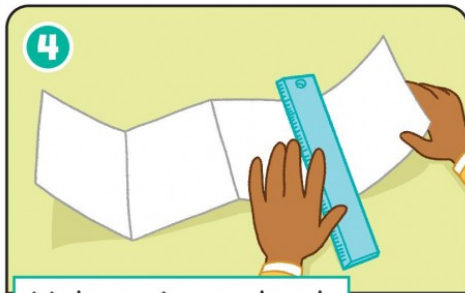
1 Find out about your partner's routine.




2 Write the times for your partner.



3 Draw and colour the pictures.



4 Make a zig-zag book.



5 Stick the pictures in the book.



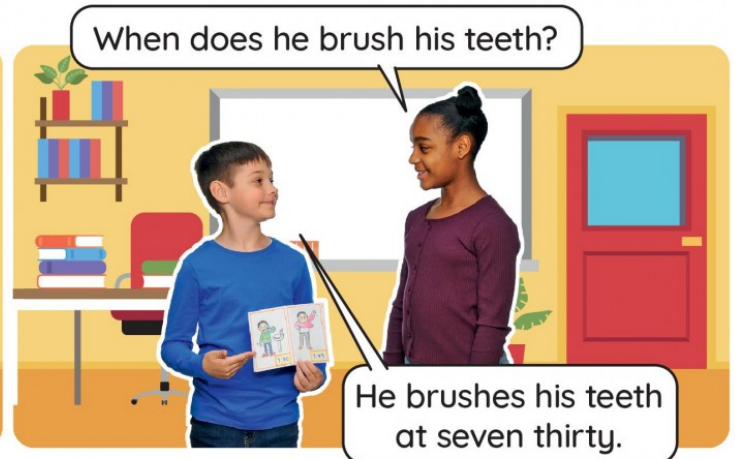
6 Practise talking about your partner's daily routine.

2 Watch the video. When does Sam go to school?

3 Listen and follow. 162 Then present your zig-zag book to the class.



Sam gets up at seven fifteen.



When does he brush his teeth?

He brushes his teeth at seven thirty.

1 Test yourself! How many words can you remember? Write.



Daily routines

_____	_____
_____	_____
_____	_____
_____	_____

Times

_____	_____
_____	_____
_____	_____

2 Choose and do two activities. Use your notebook.

1

Say sentences about these times.

7:00 8:50 9:15
10:50 1:00 5:45

I (don't) have a shower at ...

2

Choose and write what you do in the

- mornings
- afternoons
- evenings



3

Ask and answer with your friend.



When does your mum ... ?

4

Choose your favourite day. Write what you do.

I get up at nine o'clock on Saturday.
I don't go ...

5

Look at the story for one minute. Tell the class what you can remember.

Billy gets up at eight thirty on Monday. He ...

6

Write a time for your friend to say.

6:45

It's six forty-five.

8

My talents

Lesson 1 Words

Let's talk about our talents.

- 1 Look, share, learn.
- 2 Listen, point and repeat. 🗣️ 163
- 3 Say the chant. 🗣️ 164

1 ride a bike

2 hop

3 rollerblade

4 skateboard

5 throw

6 kick

7 bounce

4 Play the Mime game.

What's this?

Throw!

8 skip

5 Read and match.

1 kick

2 ride a bike

3 skip

4 rollerblade



6 Look and write.

1



throw

2



3



4



7 Listen and repeat. 165 Then ask and answer.



What can you do?

I can hop.



Team
Up!

1

Do a skills survey.



Let's ask about
likes and dislikes.



1 Listen and follow. 166 Then act.

Let's play! I like skipping!

I don't like skipping.

Do you like hopping?

No, I don't.

She likes bouncing!
He likes bouncing, too!

2 Look, listen and learn. 167

I	like don't like	skateboard ing .
Do you like rollerblading?	Yes, I do. No, I don't.	

3 Listen and circle. 168

1

😊 ☹️

2

😊 ☹️

3

😊 ☹️

4

😊 ☹️

5

😊 ☹️

6

😊 ☹️

4 Ask and answer.



Do you like skipping?

Yes, I do! Do you like ... ?




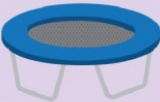












5 Look, listen and learn. 169







He She	likes / doesn't like skipping.				
Does	he she	like skipping?	Yes,	he she	does.
			No,	he she	doesn't.

6 Look, read and circle.

Our free time!					
	Jenna				
	Ollie				

- Jenna likes skateboarding. True / False
- Ollie doesn't like bouncing. True / False
- Jenna doesn't like riding a bike. True / False
- Ollie likes rollerblading. True / False


7 Look and write. Yes, I do. No, she doesn't. ~~Yes, she does.~~ No, he doesn't.

- Does Anna like climbing?  Yes, she does.
- Does Billy like singing?  _____
- Does Zara like hopping?  _____
- Do you like bouncing?  _____



Team
Up!

2

Make and play a card game. 

Let's ask about what people are good at.



1 Listen, point and repeat. 🎧 170

2 Listen and say. 🎧 171

Our talents

1 bake cupcakes

2 paint pictures

3 play the keyboard

4 act

5 juggle

6 do gymnastics

3 Look, listen and follow. 🎧 172 Play the game.



Katy



Dan



Harry



Cara



It's a boy.

Does he like baking cupcakes?

Yes, he does.



4 Look, listen and learn. 🗣️ 173

I'm good at painting pictures.

Are you good at painting pictures?

Yes, I am.

No, I'm not.




5 Look and write Tom's answers. Yes, I am. No, I'm not.

What can you do for the school talent show?

Name: Tom

I'm good at ...



- 1 Are you good at doing gymnastics?
No, I'm not.
- 2 Are you good at juggling?

- 3 Are you good at playing the keyboard?

- 4 Are you good at acting?

6 Listen and follow. Then sing. 🗣️ 174-175 🎵

🎵 🎵 Sing With Me! 🎵 🎵

Are you good at juggling?
Can you climb a tree?
Are you good at singing?
Sing this song with me!

I'm good at rollerblading.
I'm good at acting, too.
I'm good at painting pictures.
What about you?

kicking footballs

skipping

baking cupcakes



Team Up!

3




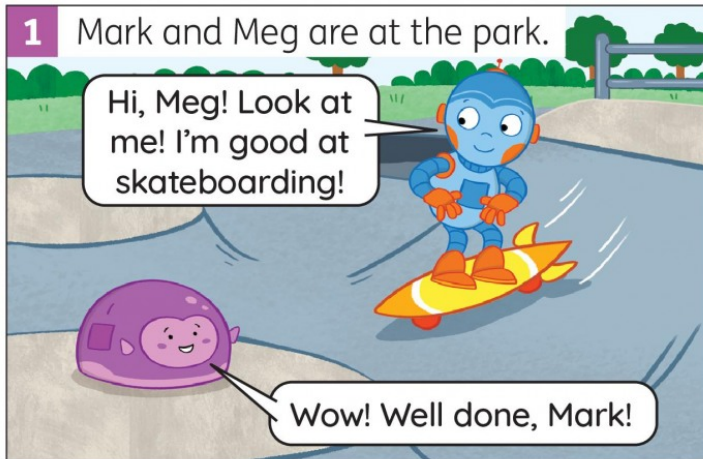
Complete a chart.





- 1 Look at the pictures. What skills and talents can you see?
- 2 Listen and read. 176 What can Meg do?

Meg's talent





3 Read and tick ✓ or cross ✗.

1 Meg is good at skateboarding.

✗

2 Mark likes rollerblading.

☐

3 Mark has got a bike.

☐

4 Meg can ride a bike.

☐

5 Mark doesn't like skipping.

☐

6 Meg can fly.

☐

Think, feel, grow

Why does Meg feel sad in the story?

How do you feel when you are good / not good at something?

4 Act out the story.

5 **Home-school** Read the story at home.



**Team
Up!**

4

Complete the story. Act it out.



Let's learn about dances in Romania and China.



Listening and Speaking

- 1 Listen, point and repeat. 🎧 177
- 2 Listen and say the number. 🎧 178



1 dancers



2 children



3 celebration



4 costumes



Irina



ROMANIA

- 3 Listen and tick ✓ or cross ✗. 🎧 179



- 4 Watch the video. ▶ What's Elena's favourite dance?
- 5 Listen and follow. 🎧 180 Then talk about what you are good at.



What are you good at?

I'm good at singing.



Reading and Writing

CHINA



6 Listen and read. 181 How does Shen feel about the dance?



Shen

[Home](#) [About me](#) [Links](#)

The dragon dance

12th February

In China, we have a celebration for children every year. We have lots of fun at my school, and we do the dragon dance! It's a famous dance from China. There are lots of dancers in the dragon dance. There's a big dragon, too! This is our dragon. It's got a red head and big blue eyes.

Look! My brother is wearing a blue and white costume. He's doing the dragon dance with his friends. Lots of people are watching. They're holding their dragons and they're dancing. The dancers move like a dragon to do the dragon dance. They've got a red and purple dragon. They're great! I love the dragon dance!

7 Read again. Then match the sentence halves.

- | | |
|---------------------------------|----------------------------|
| 1 The dragon dance is | move like a dragon. |
| 2 Shen's brother does the dance | a famous dance from China. |
| 3 There's a big dragon | with his friends. |
| 4 The dancers need to | in the dragon dance. |

8 **Writing focus** Circle the adjectives and underline the nouns.

- 1 I can do a famous dance.
- 2 Let's make a small circle.
- 3 Can you move like a big dragon?
- 4 This is a beautiful costume.

Look! Adjectives describe nouns. We use adjectives to make our writing interesting.

9 Write about a dance in your country. Go to your Workbook page 97



Team Up!

5


Make a poster for a talent show.



1 Listen and read. Learn how to do the project. 182



1 Think about your talent show. Then write where and when.



2 Make a list of talents and performers.



3 Think of a name for your talent show.



4 Find or draw pictures.



5 Make your poster.



6 Practise talking about your talent show.

2 Watch the video. What is the girl good at?

3 Listen and follow. 183 Then present your poster to the class.

Are you in the talent show?

Yes, I am.

What are you good at?

I'm good at painting pictures.

1 Test yourself! How many words can you remember? Write.



Talents

_____	_____
_____	_____
_____	_____
_____	_____
_____	_____
_____	_____
_____	_____
_____	_____

2 Choose and do two activities. Use your notebook.

1 Play a memory game.

I can rollerblade.

I can rollerblade and I can juggle.

2 Draw and write about something you're good at.

I'm good at hopping.

3 Mime and guess in pairs.

Are you good at throwing a ball?

Yes, I am!

4 Ask and answer with your friend.

Does he like ... ?

5 Draw your favourite character from the story. Write about what he / she can / can't do.

6 Ask your friend.

- skateboarding
- painting pictures
- skipping
- dancing

Do you like skateboarding?



- 1** Listen and read. 🎧 184
What is Chak's idea?



Holly



Josh



Chak



Erin

The talent show

Scene 1



At school. Holly, Josh, Chak and Erin see a poster on the wall.

Holly Look! There's a talent show on Saturday.

Josh Wow! I like talent shows!

Erin Me too!

Scene 2



In the classroom.

Erin Hmm. What can I do in the talent show?

Chak Can you sing?

Erin No, I can't. But I can play the keyboard.

Scene 3



In the playground.

Chak Hi, Josh. You're good at playing the guitar.

Josh Thanks!

Chak You can play a song in the talent show! Are you good at singing?

Josh No, I'm not.

Scene 4



In the classroom.

Chak Have you got an idea for the talent show?

Holly I like singing! But I can't play the guitar or the keyboard.

Chak I've got an idea!

Scene 5



In the playground.

Chak Erin can play the keyboard. Josh is good at playing the guitar. Holly likes singing. You can play and sing in the talent show!

Holly That's a great idea! But what about you, Chak?

Chak I can't play music. But I can make a video!

- 2** Read again. Then circle *True* or *False*.

- | | |
|---------------------------------------|---------------------|
| 1 Josh doesn't like talent shows. | True / <u>False</u> |
| 2 Erin can play the keyboard. | True / False |
| 3 Josh is good at playing the guitar. | True / False |
| 4 Holly doesn't like singing. | True / False |

- 3 Listen and read.  185 What can you buy at the festival?

The World Buskers Festival



Every year in Christchurch, New Zealand, lots of people come to see the World Buskers Festival. Buskers sing, dance, act, play music, juggle or do cool or funny things in the street. At the World Buskers Festival, you can see amazing buskers from lots of different countries!

There are ten days of fun at the festival, with lots of great shows every day. The buskers have got lots of different talents. Some of the buskers can sing, or play the guitar or the keyboard. Some of the buskers can do amazing gymnastics.



This busker can juggle.



This busker can ride a bike ... in a different way!



And this busker can stand in one place for a very long time!

You can buy lots of food and drink at the festival, and you can listen to great music, too.

The World Buskers Festival is lots of fun for all the family!

- 4 Read again. Then answer the questions.

- 1 Where is the World Buskers Festival? In Christchurch, New Zealand
- 2 What do buskers do? _____
- 3 Can you listen to music at the festival? _____
- 4 Who can have fun at the festival? _____

9

My home



Lesson 1 Words

Let's talk about things in the living room.

- 1 Look, share, learn.
- 2 Listen, point and repeat. 🗣️ 186
- 3 Say the chant. 🗣️ 187



4 Play the *Drawing* game.


Is it a painting?

No, it isn't.

Is it a fireplace?

Yes, it is!

5 What furniture is in the pictures? Read and tick ✓.



	armchair	fireplace	painting	rug	coffee table	vase	curtains	shelf
Picture a	✓							
Picture b								

6 Look at 5. Write the things that are in pictures a and b.

1 armchair

3 _____

2 _____

4 _____

7 Listen and repeat. 🎧 188 Then ask and answer.



Where shall I put the vase?

On the coffee table.



**Team
Up!**

1

Make and play a living room game. ⬇

Let's talk about
things in a house.



1 Listen and follow. 🎧 189 Then act.





2 Look, listen and learn. 🎧 190



There's a rug on the floor.
There are three books on the shelf.
There are some paintings in the living room.


3 Listen and match. 🎧 191



4 Look at 3. Play the game. There's a vase on the shelf.

False!

5 Look, listen and learn. 🗣️ 192



There isn't a cushion on the armchair.
There aren't any paintings on the wall.

6 Look, read and write T (true) or F (false).



- 1 There isn't a fireplace in the room.
- 2 There aren't any curtains in the room.
- 3 There isn't a painting on the wall.
- 4 There aren't any books on the coffee table.

T

7 Look at 6. Write. **There isn't** **There are** ~~**There's**~~ **There aren't**

- 1 There's a coffee table on the rug.
- 2 _____ any cushions on the armchairs.
- 3 _____ five books on the shelf.
- 4 _____ a vase on the shelf.



Team Up!

2

Make and play a spot-the-difference game.



Let's talk about
things in the kitchen.



1 Listen, point and repeat. 🗣️ 193


2 Listen and say. 🗣️ 194

Shop

In the kitchen

		
1 plate	2 glass	3 jug
		
4 knife	5 fork	6 spoon

3 Look, listen and follow. 🗣️ 195 Play the game.



Is there a plate on the table?

Yes, there is.

Is there a knife on the table?

No, there isn't.

It's *b*!

4 Look, listen and learn. 🎧 196



The blue fork is **longer than** the yellow fork.
The yellow fork is **shorter than** the blue fork.

big → **bigger** small → **smaller** new → **newer**
old → **older** clean → **cleaner**



Look! We use two **gs** when we write **bigger**.

5 Look and write. small short ~~long~~ clean

Breakfast time!



- 1 The red spoon is longer than the blue spoon.
- 2 The green jug is _____ the blue jug.
- 3 The pink plate is _____ the yellow plate.
- 4 The blue spoon is _____ the red spoon.

6 Listen and follow. Then sing. 🎧 197-198 🎵

🎵 It's Time For Dinner! 🎵

Here's a blue plate and a pink plate, too.

The blue plate's old and the pink plate's new.

It's time for dinner for me and you!

The blue **plate** is older than the pink **plate**.

The green **fork** is longer than the red **fork**.

The pink **spoon** is smaller than the yellow **spoon**.

It's time for dinner now!

glass

knife

jug



Team Up!


3

Make and play a card game. 📄



- 1 Look at the pictures. What can you see in Mrs Moffet's house?
- 2 Listen and read. 🎧 199 🎧 Why is Mrs Moffet angry?

The big armchair





3 Read and circle *True* or *False*.

- | | |
|---|---------------------|
| 1 There are some biscuits in the kitchen. | <u>True</u> / False |
| 2 There's a sofa in the living room. | True / False |
| 3 There are two armchairs in the living room. | True / False |
| 4 Pip is in the blue armchair. | True / False |
| 5 The new armchair is smaller than the old armchairs. | True / False |
| 6 Mrs Moffet likes her new armchair. | True / False |

Think, feel, grow

How do Bongo and Pip feel when they break the armchairs?
Have you ever been sorry for something? How did you fix things?

4 Act out the story.

5 **Home-school** Read the story at home.



**Team
Up!**

4

Make a story quiz.




Let's learn about interesting homes in Finland and Tunisia.

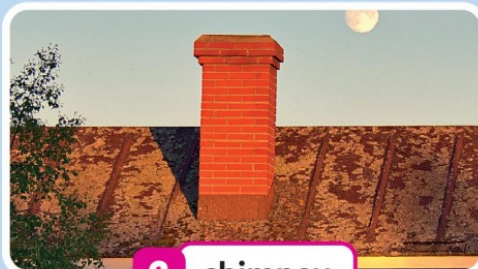


Listening and Speaking


- 1 Listen, point and repeat. 🎧 200
- 2 Listen and say the number. 🎧 201



1 roof



2 chimney




3 stairs



4 furniture




Antti



FINLAND

- 3 Listen and tick ✓ or cross ✗. 🎧 202



- 4 Watch the video. ▶ What's in the living room?
- 5 Listen and follow. 🎧 203 Then talk about your house.




There's a fireplace in my kitchen.

There isn't a fireplace in my house!



Reading and Writing

Esra



TUNISIA



6 Listen and read. 204 Why are the houses in Matmata interesting?

FROM esra@xyz.oup.com TO antti@xyz.oup.com

SUBJECT Matmata visit!

Hi! I'm visiting Matmata with my family. Matmata is a small town in Tunisia. The houses in Matmata are interesting because they're underground. You climb down stairs to the houses. It's very hot in Tunisia, but it's colder underground. Lots of people visit Matmata to see the underground houses. There are underground hotels in Matmata, too!

This is a living room in an underground house. There are white walls and there's a coffee table. There's a rug on the floor. There are rugs on the walls, too. There isn't a lot of furniture. People sit on cushions because there aren't any chairs. There aren't any windows because the house is underground. I like the houses in Matmata!

7 Read again. Then circle the correct words.

- 1 Matmata is a big / small town.
- 2 It's very hot / cold in Tunisia.
- 3 There's a rug on the floor / roof.
- 4 There isn't a coffee table / sofa in the living room.

8 Writing focus Join the sentences with *because*.

- 1 Lots of people visit Matmata because the houses there are interesting.
- 2 The houses in Matmata are interesting _____ they're underground.
- 3 The houses are underground _____ it's colder underground.
- 4 People sit on cushions _____ there aren't any chairs.

Look! We use *because* to say why something is true.

9 Write about your house to a friend in another country.






Go to your Workbook page 109

Team
Up!

5

Design your dream house.

**1** Listen and read. Learn how to do the project. 205**1** Talk about what you want your house to be like.**2** Make a list of the things in each room of your house.**3** Draw an outline of your house.**4** Draw or stick pictures of things in each room.**5** Write labels.**6** Practise talking about your dream house.**2** Watch the video. What's in the kitchen?**3** Listen and follow. 206 Then show your dream house to your class.

What's in the living room?

There's a sofa. There isn't an armchair.

Is there a rug?

Yes, there is.

1 Test yourself! How many words can you remember? Write.



Living room

_____	_____
_____	_____
_____	_____
_____	_____

Kitchen

_____	_____
_____	_____
_____	_____

2 Choose and do two activities. Use your notebook.

1

Play a guessing game.

It's in the kitchen. You can eat soup with it.

It's a spoon!

2

What's in your living room? Write sentences.



3

Compare things in the classroom.

- big / small
- old / new
- long / short

The chair is smaller than the desk.

4

Look, then close your eyes. Play a memory game.



There's a blue plate. There are ...

5

Draw Mrs Moffet's living room from the story. Label the things in the room.



6

Describe a room in your house. Can your friend draw it?

There's a pink rug on the floor.



10 Days out



Let's talk about fun places.

Lesson 1 Words

- 1 Look, share, learn.
- 2 Listen, point and repeat. 🎧 207
- 3 Say the chant. 🎧 208



- 4 Play the Memory game.

There's a castle.

There's a castle and a wildlife park.

5 What places do the pictures show? Read and match.

1 café

2 wildlife park


3 bowling alley

4 castle

a



b



c



d



6 Look and write.

1 skate park

2 _____



3 _____

4 _____

7 Listen and repeat. 209 Then say.



I like the bowling alley.

So do I. But I prefer the skate park.



**Team
Up!**

1

Make and put the cards in order.



Let's ask about where people were in the past.



1 Listen and follow. 210 Then act.

I **was** at the wildlife park **on Friday**.

I like the wildlife park!

I **was** at the bowling alley **on Saturday**.

I love the bowling alley!

Where were you **yesterday**?

I **was** at the funfair. It was a good day!

2 Look, listen and learn. 211



I **was** at the skate park **on Monday**.



Look!

We use these time words when we talk about the past: **on Tuesday, yesterday**

3 Listen and write the numbers. 212

1 Monday


3 Tuesday

5 Wednesday

2 Thursday

4 Friday

6 Saturday



4 Look at 3. Play a game.



Sam was at the funfair on Monday.

False! He was at the ...




5 Look, listen and learn. 🎧 213



Where were you yesterday?
I was at the castle.

6 Look, read and match.




Josh



Lily



Tanya



Ollie

Where were you yesterday?

- | | |
|-------------------------------|-------|
| 1 I was at the skate park. | Ollie |
| 2 I was at the funfair. | Tanya |
| 3 I was at the lake. | Josh |
| 4 I was at the bowling alley. | Lily |

7 Complete the questions and answers.

- Where were you yesterday? I was at the swimming pool.
- Where were you on Monday? _____ adventure playground.
- _____ yesterday? I was at the castle.
- Where were you on Sunday? _____ park.



Team
Up!

2

Interview your friend. ⬇

Let's ask about
the weather.




1 Listen, point and repeat. 🎧 214

2 Listen and say. 🎧 215

Let's learn about the weather!



1 sunny



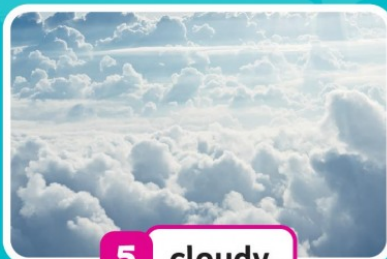
2 rainy



3 windy



4 snowy



5 cloudy



6 foggy

3 Look, listen and follow. 🎧 216 Play the game.

Monday	Tuesday	Wednesday	Thursday	Friday



Is it rainy?

Is it windy?

It's Wednesday!

Yes, it is.

No, it isn't.



4 Look, listen and learn. 🎧 217

What **was** the weather like?
It **was** sunny.



5 Look and write.

My holiday!

Monday



Tuesday



Wednesday



Thursday



Friday



1 What was the weather like on Wednesday?

It was sunny.

2 What was the weather like on Monday?

3 What was the weather like on Friday?

4 _____ on Tuesday?

It was cloudy.

5 _____ on Thursday?

It was foggy.

6 Listen and follow. Then sing. 🎧 218-219 ▶

🎵 What Was The Weather Like? 🎵

Where were you? Where were you?

I was at the castle.

I was at the funfair, too.

Lots to see and lots to do.

What was the weather like?

It was **sunny**.

It was **cloudy**.

It was **windy**, too.

I was happy! Where were you?

rainy

foggy

snowy



**Team
Up!**





3

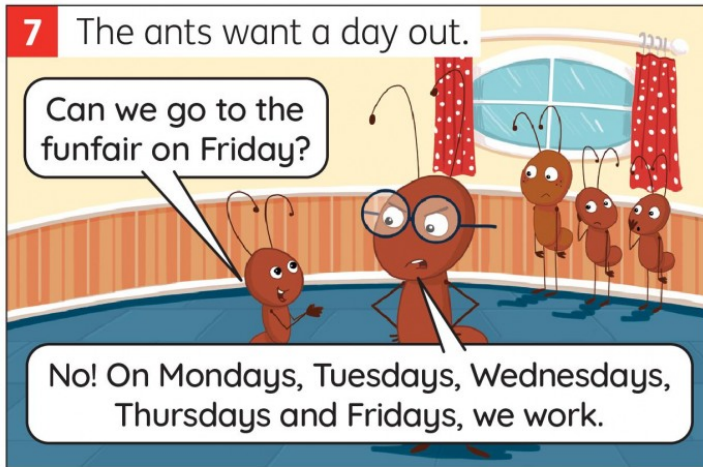
Make a weather diary. 📄



- 1 Look at the pictures. What fun places can you see?
- 2 Listen and read. 🎧 220 🎧 What do the ants do on Monday?

Anton's days out





3 Read and circle.

- 1 The ants find an apple at the café / park.
- 2 It was sunny / windy on Monday.
- 3 Anton was at the swimming pool on Monday / Tuesday.
- 4 The ants find a strawberry at the funfair / café.
- 5 Anton was at the funfair on Monday / Tuesday.
- 6 The ants have fun days out on Thursdays / Saturdays.

Think, feel, grow

Why is the big ant angry with Anton?
Do you always do your work before you play?

4 Act out the story.

5 Home-school Read the story at home.



Team
Up!

4

Make a new story. Act it out.




Let's learn about fun places to visit in the UAE and Canada.




Listening and Speaking

- 1 Listen, point and repeat. 🎧 221
- 2 Listen and say the number. 🎧 222



1 water park



2 slide



3 dive



4 splash



Yasmin



UAE

- 3 Listen and number. 🎧 223



- 4 Watch the video. ▶ What animals can you see at the hotel?
- 5 Listen and follow. 🎧 224 Then talk about a place you want to visit.

I want to go to the water park!

What do you want to do there?

I want to play on the slides!

Reading and Writing

CANADA



6 Listen and read. 🎧 225 What was the weather like on Saturday?



Leo

Saturday was a great day! It was cold, but it was sunny. I was in a boat with my mum and dad. I was whale watching! Lots of whales live in the sea in Canada. You can go in a boat on the sea and watch the whales. They jump and dive and splash in the water. They make a very big splash because they're very big animals! I know a lot about whales because they're my favourite animals. They eat fish and small sea animals. They've got big bodies and they've got big tails, too. I've got a great photo of a whale's tail! I like watching the whales in the sea. They're beautiful! I was very happy today!



7 Read again. Then match the questions to the answers.

- | | |
|------------------------------------|------------------------------------|
| 1 Where was Leo on Saturday? | Big bodies and big tails. |
| 2 Who was Leo with? | Because they are very big animals. |
| 3 Why do whales make a big splash? | In a boat on the sea. |
| 4 Does Leo like whales? | Fish and small sea animals. |
| 5 What do whales eat? | Yes, he does. |
| 6 What have whales got? | His mum and dad. |

8 **Writing focus** Write full stops . or exclamation marks ! .

- 1 I was on a boat yesterday .
- 2 It was a great day .
- 3 Whales are beautiful .
- 4 Lots of animals live in Canada .

Look! We use an exclamation mark (!) at the end of a sentence to show surprise or excitement.

9 Write about a visit to a fun place in your country. 📖 Go to your Workbook page 121


Team
Up!

5


Make a holiday poster.



1 Listen and read. Learn how to do the project. 🎧 226



Write notes about your holiday.
Where were you?



Draw or find pictures of your holiday.



Put the pictures in order.



Stick the pictures on the paper.



Write captions for the pictures.



Practise talking about your poster.

2 Watch the video. ▶ What was the weather like on Friday?

3 Listen and follow. 🎧 227 Then present your holiday poster to the class.

Where were you on Saturday?

I was at the funfair.

What was the weather like?

It was windy!

1 Test yourself! How many words can you remember? Write.



Fun places

_____	_____
_____	_____
_____	_____
_____	_____

Weather

_____	_____
_____	_____
_____	_____

2 Choose and do two activities. Use your notebook.

1

Play a miming game.

Look! Where am I?

You're at the swimming pool!

2

Write sentences about your week.



3

Ask and answer with your friend.

- castle • funfair
- bowling alley
- skate park



Is there a ... in your town?

4

Point, ask and answer.



Where were you yesterday?



5

Act out your favourite frame from the story.



6

What was the weather like yesterday? Draw and write.

It was rainy yesterday.





Let's read!

Fun places

- 1 Listen and read. 🎧 228 What transport is there at the theme park?

Fun Day Park

Fun Day Park is amazing.
It's a great place to
have fun!



Fun Day Park is very big! You can travel on small trains! There are lots of different places to go. There's a lake at the park. You can go in a boat on the lake and play in a water playground. You can meet people from your favourite children's stories at the park, too!

Fun Day Park has got a new water park!
You can play on the slides and you can swim,
dive and splash in the big swimming pools!



Fun Day Park has got two hotels. You can stay
here with your family and play every day!
There are lots of cafés at the park. You can eat
yummy food! We've got pizza, sandwiches and
ice cream!

Lots of people go to Fun Day Park for a fun day out. There are lots of things to see and do. It's a great place for all the family!

- 2 Read again. Then match the sentence halves.


- | | |
|--------------------------|------------------------|
| 1 You can play on slides | in hotels at the park. |
| 2 You can stay | on a lake. |
| 3 You can go in a boat | in the cafés. |
| 4 You can eat yummy food | in the water park. |

- 3 Listen and read.  229 How do you think Cara feels about her holiday?


My holiday

by Cara Williams


Last week, I was
on holiday
With all my family.
My grandma, and
my mum and dad,
My brother Sam
and me!




On Monday, it was
very cold,
And snowy, too –
hurray!
I love making
snowmen.
I was at the park
all day!



On Tuesday, it was
rainy,
But I was at the lake.
We had a rainy
lunch there,
With sandwiches
and cake!




On Wednesday,
it was windy,
And I was by the sea.
I was at the funfair,
And my grandma
was with me!



On Thursday, I was
happy.
It was a sunny day.
I was at the
skate park.
It's my favourite
place to play!



On Friday, it was
cloudy,
But I was at the pool.
I was on the water
slides.
The yellow one
was cool!



- 4 Read again. Then answer the questions.

- 1 What was the weather like on Monday? It was cold and snowy.
- 2 Where was Cara on Tuesday? _____
- 3 Who was Cara with on Wednesday? _____
- 4 What was the weather like on Friday? _____

1

Grammar presentation

Look, listen and learn. 🔊

Have you got your tracksuits?

Yes, Mum. We've got **our** tracksuits.

Have they got football shirts?

Yes, they have. They've got **their** shorts, too.

Have you got your football boots?

Yes, Mum! We've got **our** football boots. But it isn't football club today!

We've got **our** football boots.

They've got **their** football shirts.

Look, listen and learn. 🔊

Does Tang like cheese?



Yes, he **does**.

Does he like tomatoes?



No, he **doesn't**.
He likes bananas.

Do you like your sandwich?



No, I **don't**!

Do you like bananas?

Yes, I **do**.

Does he like cheese?


Yes, he **does**.

Do you like sandwiches?

No, I **don't**.

Does he like tomatoes?

No, he **doesn't**.

Look, listen and learn. 



What **do** birds **eat**?

They **eat** nuts and seeds.

They **don't eat** hats.

Look, listen and learn. 🔊



What are you wearing?

I'm wearing a coat.
boots.

Look, listen and learn. 🔊



Where's Nina?	She's behind	the train.
Where's Tang?	He's between	the motorbike and the car.
Where's Omar?	He's next to	the van.
	He's in front of	

Look, listen and learn. 🔊



Is	she	reading comics?	No, she isn't .
		listening to music?	Yes, she is .

7

Grammar presentation

Look, listen and learn. 🔊



When does she / he **go to bed**?

She	goes to bed	at seven fifteen.
He		
She	doesn't go to bed	at seven thirty.
He		

Look, listen and learn. 🔊




I'm good at baking cupcakes.

Are you good at
baking cupcakes?

Yes, I am.

No, I'm not.

Look, listen and learn. 🔊



The pink spoon is **longer than** the yellow spoon.
The red fork is **shorter than** the blue fork.

big → big**er** small → small**er** new → new**er**
old → old**er** clean → clean**er**

Look! We use two **gs**
when we write **bigger**.

Look, listen and learn. 🔊

Panel 1: I was at the swimming pool on Friday. What was the weather like? It **was** rainy.

Panel 2: I was at the swimming pool on Saturday, too! It **was** windy!

Panel 3: I was at the bowling alley on Saturday. What was the weather like? It **was** sunny!

What **was** the weather like?
It **was** sunny.

Great Clarendon Street, Oxford, OX2 6DP, United Kingdom

Oxford University Press is a department of the University of Oxford.
It furthers the University's objective of excellence in research, scholarship,
and education by publishing worldwide. Oxford is a registered trade
mark of Oxford University Press in the UK and in certain other countries

© Oxford University Press 2022

The moral rights of the author have been asserted

First published in 2022

2026 2025 2024 2023 2022

10 9 8 7 6 5 4 3 2 1

No unauthorized photocopying

All rights reserved. No part of this publication may be reproduced, stored
in a retrieval system, or transmitted, in any form or by any means, without
the prior permission in writing of Oxford University Press, or as expressly
permitted by law, by licence or under terms agreed with the appropriate
reprographics rights organization. Enquiries concerning reproduction outside
the scope of the above should be sent to the ELT Rights Department, Oxford
University Press, at the address above

You must not circulate this work in any other form and you must impose
this same condition on any acquirer

Links to third party websites are provided by Oxford in good faith and for
information only. Oxford disclaims any responsibility for the materials
contained in any third party website referenced in this work

ISBN: 978 0 19 485503 7

Printed in the UK

This book is printed on paper from certified and well-managed sources

ACKNOWLEDGEMENTS

Beehive Student Book Level 2 Acknowledgements

Cover illustrations by: Claudia Gottardo (MIA Milan Illustrations Agency)

Cover photos: Alamy Stock Photo (Cultura Creative RF, Derek Meijer);

Shutterstock (Robert Kneschke, Waridsara_HappyChildren).

Main character illustrations by: Hannah McCaffery (The Bright Agency): pp4, 5, 6,
7, 8, 9, 13, 14, 16, 18, 19, 20, 21, 22, 23, 24, 25, 26, 28, 32, 34, 35, 36, 37, 38, 39,
40, 42, 44, 45, 46, 47, 48, 49, 50, 51, 52, 54, 58, 59, 60, 61, 62, 63, 64, 65, 66, 68,
70, 71, 72, 73, 74, 75, 76, 77, 78, 80, 84, 85, 86, 87, 88, 89, 90, 91, 92, 94, 96, 97,
98, 99, 100, 101, 102, 103, 104, 106, 110, 111, 112, 113, 114, 115, 116, 117, 118,
120, 122, 123, 124, 125, 126, 127, 128, 129, 130, 132.

Other Illustrations: A Corazon Abierto (Sylvie Poggio Artists, in the style of
Parwinder Singh/Advocate Art) pp 64-65, 69; Elif Balta Parks (Advocate Art);
pp 31, 135; Iryna Boiko (Sylvia Poggio Artists); pp 6, 38-39, 44-45; Judy Brown,
in the style of John Haslam pp 8, 9, 10, 14, 17, 20, 21, 22, 23, 26, 29, 34, 35, 36,
37, 40, 43, 46, 47, 48, 49, 52, 55, 60, 61, 62, 63, 66, 69, 72, 73, 74, 75, 78, 81, 86,
87, 88, 89, 92, 95, 98, 99, 100, 101, 104, 107, 112, 113, 114, 115, 118, 121, 124,
125, 126, 127, 130, 133. Denis Christo (Sylvia Poggio Artists) pp12-13, 17, 58,
59, 70, 71, 122, 123; Collaborate (Advocate Art, in the style of Sarah Hoyle) pp
90, 95, 103, 107; Collaborate (Advocate Art, in the style of Parwinder Singh)
25; Estelle Corke (Advocate Art) pp 56; Andy Elkerton (Sylvia Poggio Artists)
pp 83, 108, 116, 117, 121, 108; Claudia Gottardo (MIA Milan Illustrations
Agency) pp 1, 4, 8, 16, 20, 28, 34, 42, 46, 54, 60, 68, 72, 80, 86, 94, 98, 106, 112,
120, 124, 132; Dean Gray (Advocate Art) pp 76, 77, 81; John Haslam pp11, 17,
23, 37, 49, 63, 75, 89, 101, 115, 127; Sarah Hoyle (Advocate Art) pp7, 50, 51,
55; Bethany Lord (Advocate) pp 35, 61; Alex Patrick (Advocate Art) pp128,
129, 133; Angelika Scudamore (Advocate Art) pp 32, 33; Parwinder Singh
(Advocate Art) pp 24-25, 29; Noopur Thakur (Advocate Art) pp 96-97, 110-111;
Christos Skaltsas (Sylvia Poggio Artists) pp 18-19, 84-85, 134.

*The Publishers would like to thank the following for their kind permission to reproduce
photographs and other copyright material:* 123RF (rtsubin, Valeriya Potapova);
Alamy Stock Photo (Bernard Golden, Charles Stirling, COMPAGNON Bruno/
SAGAPHOTO.COM, image anorak, John Henshall, Jon Parker Lee, Martyn
Vickery, mauritius images GmbH, Michael Sparrow, NewStock, PSL Images ,
Viennaslide, ZUMA Press, Inc.); Getty Images (CasarsaGuru, Echo, FatCamera,
Guang Niu, SOPA Images, Thomas Barwick, ULTRA.F); OUP (Gareth Boden,
Mark Mason, MM Studios); Shutterstock (Adela Lia Rusu, Africa Studio,
Aleksandar Todorovic, Alexius Sutandio, Alina Bitta, AlinaMD, Anastasiya
Kargapolova, Andrey_Kuzmin, anitasstudio, annet999, annsullivan,
Anton Starikov, Arcady, Arvind Balaraman, Authentic travel, Berit Kessler,
bikeriderlondon, Bob Pool, Boonchuay1970, BTWImages, Cosmin Sava,
courtyardpix, Creativa Images, CRS PHOTO, Dado Photos, Daniel Irungu/EPA,
Daria Romanovska, Daxiao Productions, daye.k_kr, DenisNata, Dev_Maryna,
Dimitris Leonidas, dioch, Djohan Shahrin, Donna Ellen Coleman, dotshock,
Dragon Images, DronG, Duplass, Ekaterina Kondratova, ELEPHOTOS,

emmanine, ESB Professional, evenfh, F.Rubino, FairFoto, Finn stock, Florin
Cnejevici, Gelpi JM, Gilang Prihardono, GraphicsRF.com, Helen's Photos,
Honza Hruby, I Wei Huang, iofoto, irin-k, Iuliia Syrotina, Jarno Holappa,
Jfanchin, Joe Ravi, Josef Hanus, Julija Ogródowski, Jung U, Just dance, Karkas,
Khvost, Kiev.Victor, Kitch Bain, KM Salih, Konrad Mostert, Kuznetsov Alexey,
kzww, Lee Torrens, Leonard Zhukovsky, Lopolo, Lotus Images, macka,
mama_mia, Mandy Godbehear, Marius Dobilas, Marjoli Pentz, MasterQ,
Mauro1969, MIA Studio, Mikadun, Monkey Business Images, Muenchbach,
Nannycz, Nataliia K, Nataliia Melnychuk, Natan86, Nattika, New Africa,
Nico Traut, NigelSpiers, niktalena, Nomad_Soul, Oleksiy Mark, Olga Popova,
Olya Humeniuk, P-fotography, Pavel L Photo and Video, Perekotypole, Pit
Stock, plepann, Pond Saksit, POP-THAILAND, Poznyakov, Richard Fitzer,
rickyd, Rido, Robert Kneschke, Roman Yanushevsky, Ruslana Iurchenko,
S-F, S.Borisov, sagir, Sergey Novikov, SeventyFour, shablovskyistock, Shaiith,
Shyamalamuralinath, sirikorn thamniyom, sirtravelalot, Slimstyl, smereka,
Sopotnicki, Sorin Colac, spaxiax, Stanislav Fosenbauer, Stock Up, Suliman
Razvan, sungsu han, SunKids, Sven Hofmann, SvetaZi, Svitlana Kataieva, Tacio
Philip Sansonovski, Tatiana Bobkova, Tetyana Kaganska, TheVisualsYouNeed,
Tomislav Konestabo, Tony Monti, Tory Kallman, Tracy Whiteside, Tri Rahman,
TRMK, tungtopgun, underworld, V_E, VaLiza, Ventura, Vereshchagin
Dmitry, Viacheslav Nikolaenko, Viktor1, Villiers Steyn, Vitaliy Karimov, VP
Photo Studio, Waridsara_HappyChildren, wavebreakmedia, Whitevector,
Volkenengel565, yukibockle, Yulia Prizova).

Commissioned photography by: Gareth Boden 14, 16, 26, 28, 40, 42, 54, 68, 78, 80,
92, 94, 104, 106, 118, 120, 132,

Video props and backgrounds for commissioned photos by: Makematic