

OXFORD

# Beehive

Student Book


## Starter



**Setsuko  
Toyama**

# Beehive

## Student Book Starter



**Setsuko Toyama**

**OXFORD**  
UNIVERSITY PRESS

<b>Starter Unit</b>			
<b>Hello!</b> page 4		Hello! / Hi! ● I'm ... ● The alphabet ● Numbers 1-10	
<b>Lesson 1 Words</b>		<b>Lesson 2 Grammar</b>	
<b>Lesson 3 Words and Grammar</b>			
<b>1</b> <b>Let's learn!</b> page 6	Classroom items <b>Functional language</b> Where's my ...? Here it is. Thanks!	It's a ...	Classroom items
<b>2</b> <b>Colours</b> page 16	Colours <b>Functional language</b> What's your favourite colour?	What colour is it? It's ...	Colours
<b>Unit 1 and 2 Review</b> page 26			
<b>3</b> <b>Farm animals</b> page 28	Farm animals <b>Functional language</b> Hand me a ..., please. Here you are. Thanks.	What is it? It's a ...	Animals
<b>4</b> <b>Let's eat!</b> page 38	Food <b>Functional language</b> Do you like ...? Yes, I do. / No, I don't.	I like ... I don't like ...	Food and drink
<b>Unit 3 and 4 Review</b> page 48			
<b>5</b> <b>Let's play!</b> page 50	Actions <b>Functional language</b> Is it my turn? Yes, it is.	I can ... I can't ...	Abilities Can you ...? Yes, I can. / No, I can't.
<b>6</b> <b>Sea animals</b> page 60	Sea animals <b>Functional language</b> Look at the ...! Wow!	There's a ...	Adjectives It's ...
<b>Unit 5 and 6 Review</b> page 70			
<b>7</b> <b>My body</b> page 72	Parts of the body <b>Functional language</b> Touch your ...! OK!	I've got a ... I've got ...	Parts of the body I've got (two) ...
<b>8</b> <b>Let's celebrate!</b> page 82	Family <b>Functional language</b> This is for you. Thank you.	Who's this? He's / She's my ...	Jobs He's / She's a ...
<b>Unit 7 and 8 Review</b> page 92			
<b>You have learned ...</b> page 94	The alphabet ● Numbers 1-20		

click here for more books <https://t.me/EnglishZoneTextBooks>

<b>Poster</b>	Days of the week ● The weather	
<b>Lesson 4 Numbers</b>	<b>Lesson 5 Story</b>	<b>Lesson 6 Phonics</b>
1, 2, 3	<b>Teacher's helper</b> <b>Emotional wellbeing</b> Be helpful.	Aa, Bb, Cc
4, 5, 6	<b>What's your favourite colour?</b> <b>Emotional wellbeing</b> Show interest in the world around you.	Dd, Ee, Ff
7, 8, 9	<b>What is it?</b> <b>Emotional wellbeing</b> Be imaginative.	Gg, Hh, Ii
10, 11, 12	<b>I like carrots!</b> <b>Emotional wellbeing</b> Try new foods.	Jj, Kk, Ll
13, 14	<b>I can dance!</b> <b>Emotional wellbeing</b> Be proud of what you can do.	Mm, Nn, Oo
15, 16	<b>There's a fish!</b> <b>Emotional wellbeing</b> Respect all animals.	Pp, Qq, Rr
17, 18	<b>Let's draw a monster!</b> <b>Emotional wellbeing</b> Be creative.	Ss, Tt, Uu, Vv
19, 20	<b>A surprise!</b> <b>Emotional wellbeing</b> Work together with your family.	Ww, Xx, Yy, Zz

click here for more books <https://t.me/EnglishZoneTextBooks>

# Starter Unit Hello!

1 Listen and learn. 🎧 001



2 Listen, find and repeat. 🎧 002



3 Listen and chant. 🎧003

Aa	Bb	Cc	Dd
Ee	Ff	Gg	Hh
Ii	Jj	Kk	Ll
Mm	Nn	Oo	
Pp	Qq	Rr	Ss
Tt	Uu	Vv	
Ww	Xx	Yy	Zz



4 Listen, point and repeat. 🎧004




# 1

Let's learn!



## Lesson 1 Words

- 1 Look, share, learn.
- 2 Listen, point and repeat.  005



- 3 Point and say.



4 Circle the odd one out. Then say.


1



2



3



4



5 Listen and repeat.  006



Team  
Up!

1

Find the classroom items. 





1 Listen and learn. 🎧 007



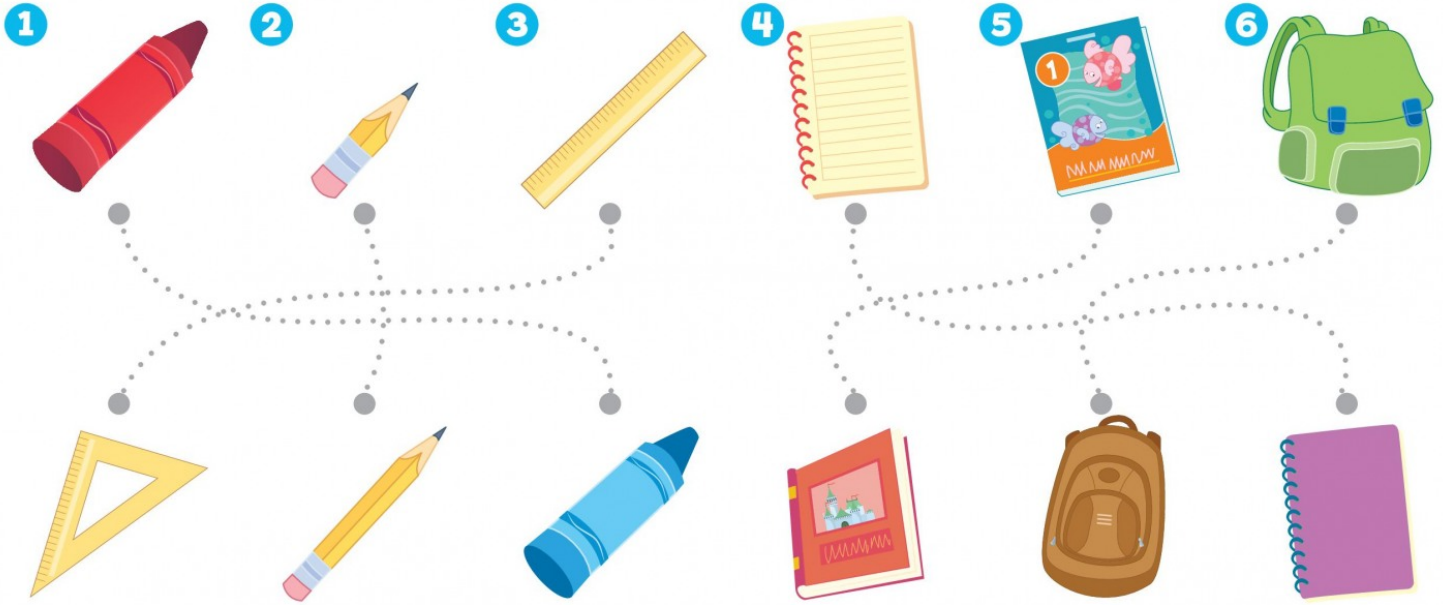
2 Listen and repeat. 🎧 008

3 Listen and sing. 🎧 009-010 🎥

🎵 🎵 **It's A Pencil** 🎵 🎵



4 Trace and say.



5 Look and say.




**Team Up!** 2


Play a matching game. ↓



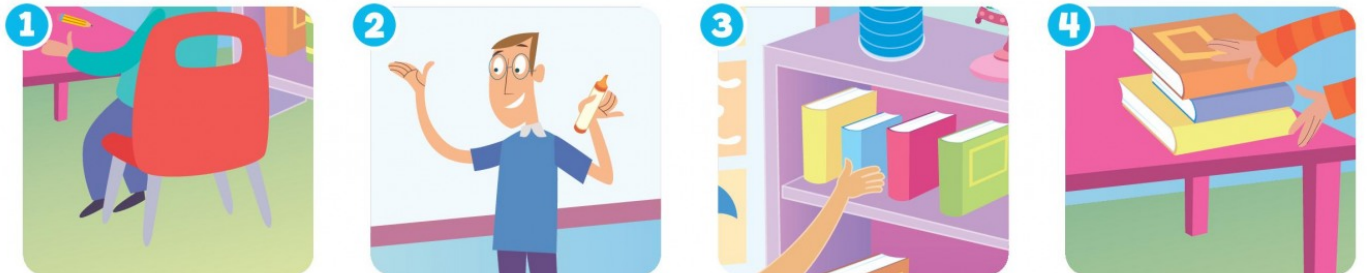
# 1

## Lesson 3 Words

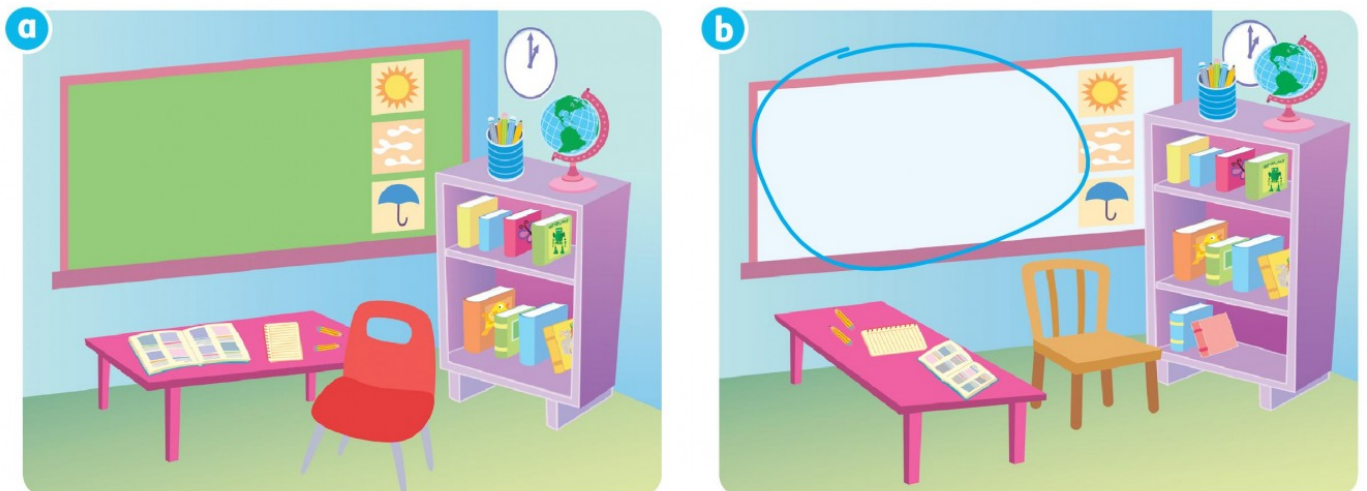
1 Listen, point and repeat.  011



2 Look and say.



3 What's different? Look and circle. Then listen and check.  012



1 Listen, point and repeat. 🗣️ 013 Then trace.

2 Listen and chant. 🗣️ 014 Then count.



one




two



three



3 Count and trace the correct number.




1 Talk about the pictures.

2 Listen and point.  015 

## Teacher's helper




3 Look and match.



Think, feel, grow   Be helpful.


Team  
Up!

3


Play the *Bag* game. 



1 Listen, point and repeat.  016 Then trace.




apple



ant

2 Listen and chant.  017



3 Circle the letters A and a.



4 Listen, point and repeat.  018 Then trace.

B b



boat




butterfly


C c



crab



caterpillar

5 Listen and chant.  019



6 Look and circle the correct letters. Then say.

1




**Bb** / Cc

2



Bb / Cc

3



Bb / Cc

4



Bb / Cc




# 2

## Colours



### Lesson 1 Words

- 1 Look, share, learn.
- 2 Listen, point and repeat.  020

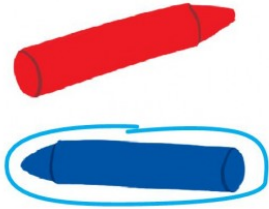


- 3 Point and say.



4 Listen and circle. 🗣️ 021

1




2



3



4



5 Listen and repeat. 🗣️ 022



Team  
Up!

1

Make a colour wheel. 📄



## 1 Listen and learn. 🎧 023



## 2 Listen and repeat. 🎧 024

## 3 Listen and sing. 🎧 025-026 🎥

🎵 🎵 What Colour Is It? 🎵 🎵



4 Trace and say the colours.



5 Point, ask and answer.



Team  
Up!

2


Play a colours game. 



1 Listen, point and repeat.  027



2 Match and say.



3 Listen and tick ✓ or cross X.  028



1 Listen, point and repeat. 🎧 029 Then trace.

2 Listen and chant. 🎧 030 Then count.



four






five



six





3 Count and trace the correct number.




1 Talk about the pictures.

2 Listen and point.  031 

## What's your favourite colour?



### 3 Look and match.



**Think, feel, grow**

Show interest in the world around you.

**Team  
Up!**

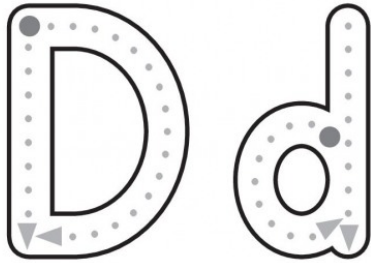
**3**

Make a rainbow. 






1 Listen, point and repeat. 🎧 032 Then trace.



doll



dinosaur


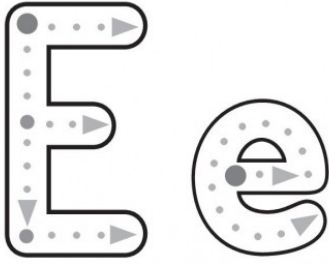
2 Listen and chant. 🎧 033




3 Circle the letters *D* and *d*.



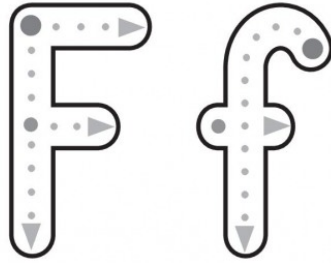
4 Listen, point and repeat. 🎧 034 Then trace.



egg



elephant




farmer



fork

5 Listen and chant. 🎧 035




6 Look and circle the correct letters. Then say.

1



Ee / Ff

2



Ee / Ff

3



Ee / Ff


4



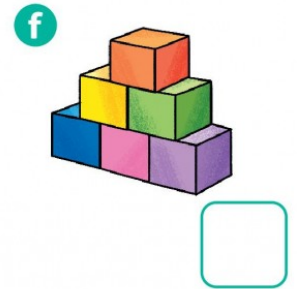
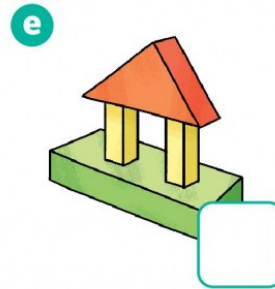
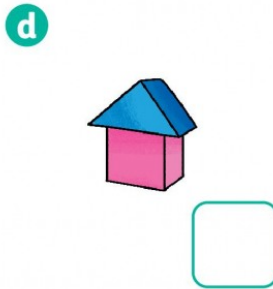
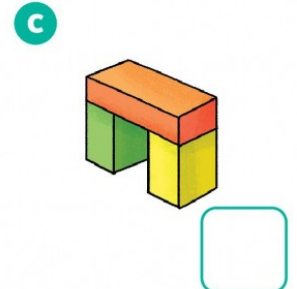
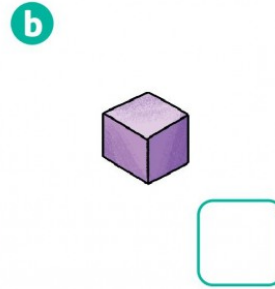
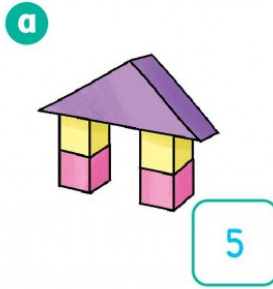
Ee / Ff

1 Listen and circle.  036







## 2 What colour is it? Ask and answer.



3 Count and write the number.



4 Look and match.



# 3

## Farm animals



### Lesson 1 Words

- 1 Look, share, learn.
- 2 Listen, point and repeat. 037



- 3 Point and say.



4 Listen and circle. 🎧 038

1



2



3



4




5 Listen and repeat. 🎧 039



Team  
Up!

1

Make a farm. ⬇️



## 1 Listen and learn. 🎧 040



## 2 Listen and repeat. 🎧 041

## 3 Listen and sing. 🎧 042-043 🎥

🎵 🎵 What Is It? 🎵 🎵



4 Listen and tick ✓ or cross ✗.  044



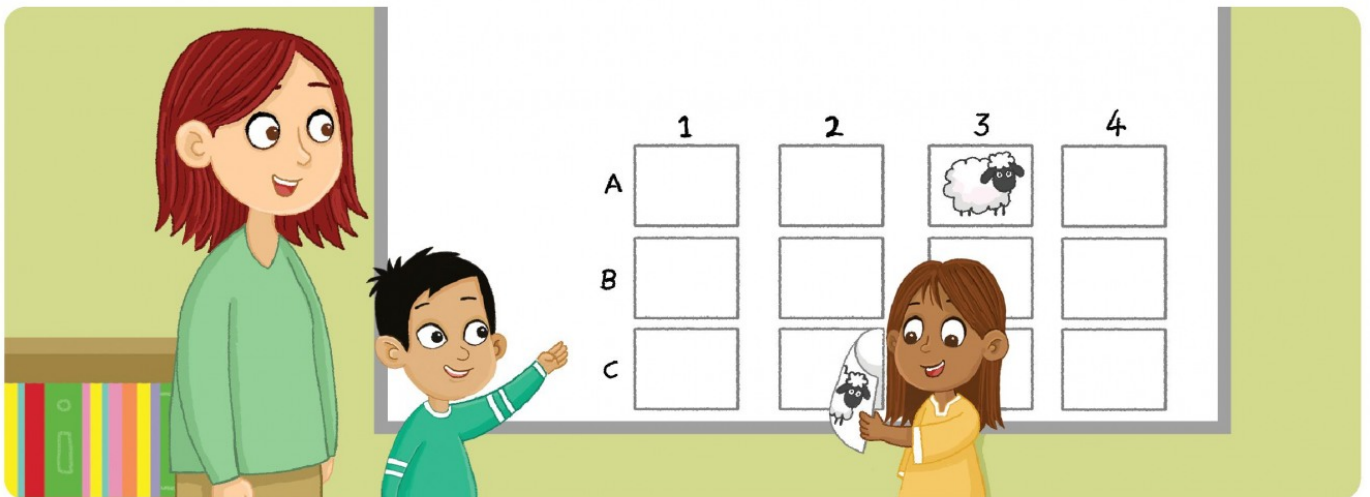
5 Point, ask and answer.



**Team Up!**

2

Play a matching game. 





# 3

## Lesson 3 Words

1 Listen, point and repeat. 🗣️ 045



2 Listen and number. 🗣️ 046



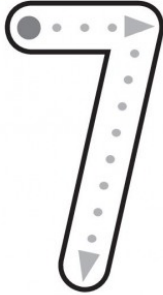
3 Find the animals. Then point and say.



1 Listen, point and repeat. 🎧 047 Then trace.

2 Listen and chant. 🎧 048 Then count.



seven



eight



nine



3 Count and write the number.




1 Talk about the pictures.

2 Listen and point.  049 

## What is it?



3 Find and number.




Think, feel, grow   Be imaginative.

Team  
Up!

3


Play a guessing game. 



1 Listen, point and repeat.  050 Then trace.



girl



gorilla

2 Listen and chant.  051

3 Look and circle the word. Then say.



girl / gorilla



girl / gorilla

4 Join the letters G and g. Help the girl find the gorilla.



G

g

A

g


G


b

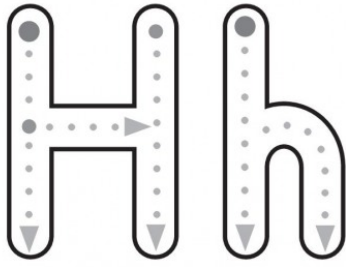
G

c


D




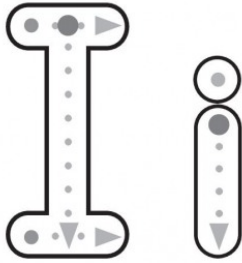
5 Listen, point and repeat.  052 Then trace.



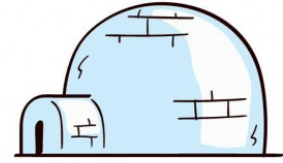
hat




hippo



insect




igloo

6 Listen and chant.  053



7 Match and say.

i



h




insect

hippo

# 4

Let's eat!

Lesson 1 Words


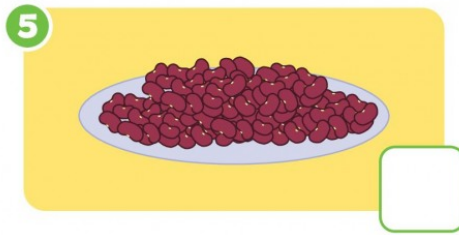


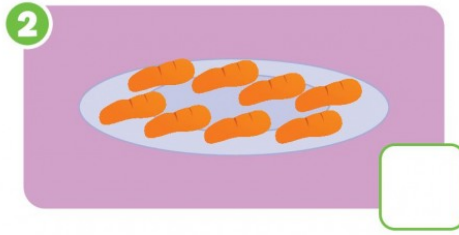
- 1 Look, share, learn.
- 2 Listen, point and repeat.  054



- 3 Point and say.



4 Listen and tick ✓ or cross X.  055




5 Listen and repeat.  056



**Team  
Up!**

1

Play a memory game. 






## 1 Listen and learn. 🎧 057




## 2 Listen and repeat. 🎧 058

## 3 Listen and sing. 🎧 059-060 🎥


🎵 🎵 I Like Beans 🎵 🎵




4 Listen and number.  061



5 Look and draw 😊 or ☹️. Then say.



**Team Up!** 2

Draw your favourite lunch. 



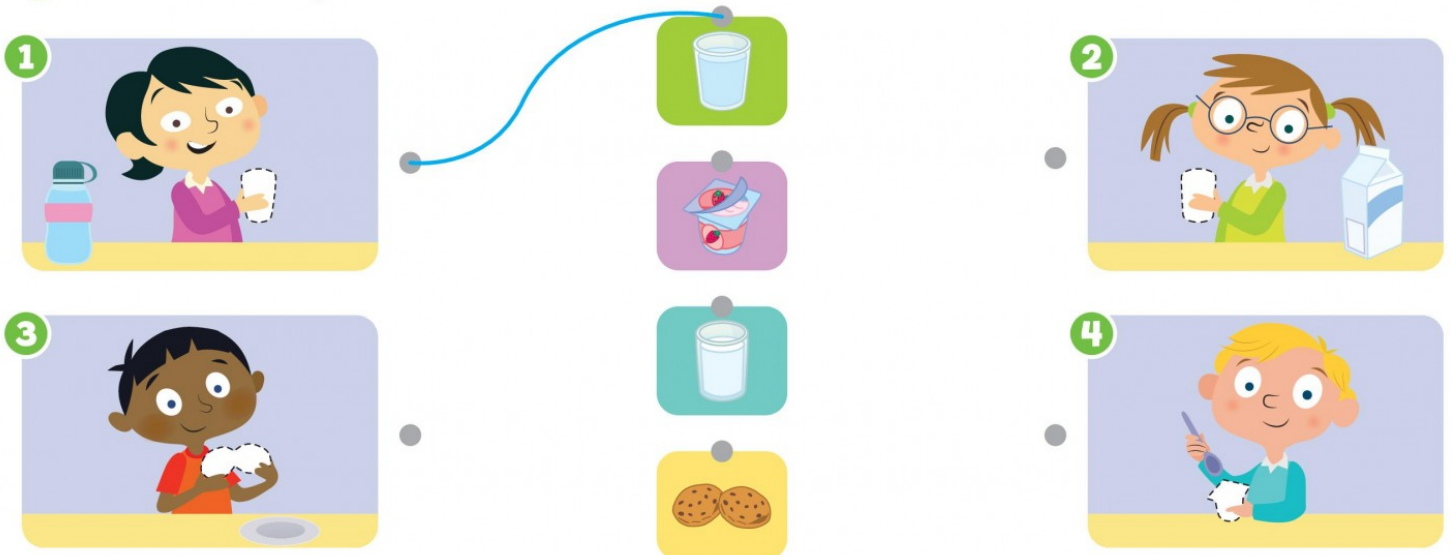
1 Listen, point and repeat.  062



2 Listen and number.  063




3 Match and say.




- 1 Listen, point and repeat.  064 Then trace.
- 2 Listen and chant.  065 Then count.




ten




eleven



twelve



- 3 Count and write the number.




1 Talk about the pictures.

2 Listen and point.  066 

I like carrots!



3 Listen and draw 😊 or ☹️. 🎧 067



**Think, feel, grow** Try new foods.

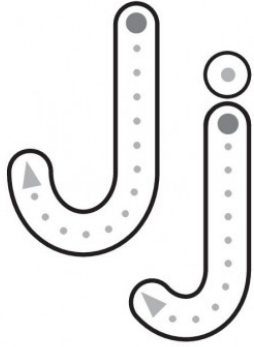
**Team  
Up!**

3

Play a bingo game. 📄



1 Listen, point and repeat.  068 Then trace.




juice



jacket

2 Listen and chant.  069

3 Look and circle the word. Then say.





juice / jacket

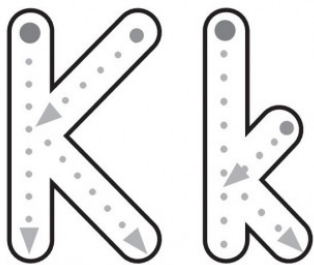


juice / jacket

4 Join the letters *J* and *j*. Help the juice find the jacket.




5 Listen, point and repeat. 070 Then trace.



kite



kangaroo



leaf





lion

6 Listen and chant. 071



7 Match and say.



leaf



kite

lion


kangaroo



1 Listen and circle. 072



2 Draw 😊 or ☹️. Then ask and answer in pairs.



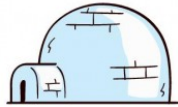

Me				
My friend				

3 Count and write the number.



	9

4 Match and say.



<input type="text"/>	<input type="text"/>	<input type="text"/>	<input type="text"/>	<input type="text"/>
<input type="text"/>	<input type="text"/>	<input type="text"/>	<input type="text"/>	<input type="text"/>
<input type="text"/>	<input type="text"/>	<input type="text"/>	<input type="text"/>	<input type="text"/>
<input type="text"/>	<input type="text"/>	<input type="text"/>	<input type="text"/>	<input type="text"/>

Hh

Gg

Kk

Jj


Ii

Ll

# 5

## Let's play!

### Lesson 1 Words

- 1 Look, share, learn.
- 2 Listen, point and repeat.  073

1 walk



2 kick



3 climb



4 jump



5 run



6 throw



- 3 Point and say.



run



walk



climb



jump



kick



throw

4 Look and circle.



**climb** / jump



walk / run



jump / throw



kick / walk

5 Listen and repeat. 🎧 074



**Team  
Up!**

1

Play a listening game. 📶




## 1 Listen and learn. 🎧 075




## 2 Listen and repeat. 🎧 076

## 3 Listen and sing. 🎧 077-078 🎵

🎵 I Can Walk 🎵



4 Listen and number.  079



5 Match and say.




I can't jump.


I can climb.

I can kick.

**Team  
Up!**

2

Play a board game. 



1 Listen, point and repeat.  080



1 dance



2 sing

2 Listen and say.  081



3 play the piano





4 play the drums

3 Listen and repeat.  082



4 Look and match. Then ask and answer.



play the drums

dance

play the piano

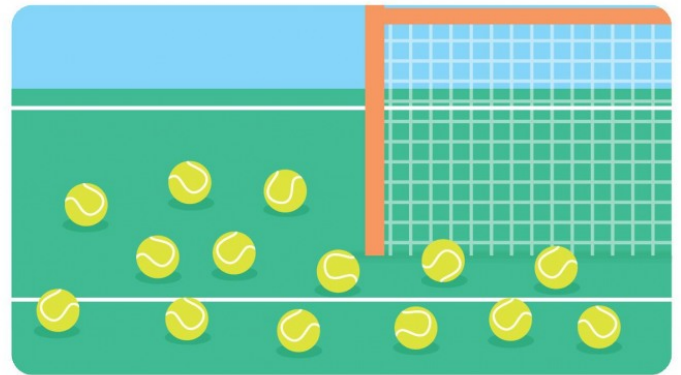


sing

- 1 Listen, point and repeat. 083 Then trace.
- 2 Listen and chant. 084 Then count.


thirteen



fourteen



- 3 Circle and say 13 pianos and 14 drums.





1 Talk about the pictures.

2 Listen and point.  085 

# I can dance!



3 Look and trace. Then say.

1



I can jump.

2



I can dance.

3



I can climb.

Think, feel, grow

Be proud of what you can do.


Team  
Up!

3


Act out the story.



1 Listen, point and repeat.  086 Then trace.



monster



moon

2 Listen and chant.  087

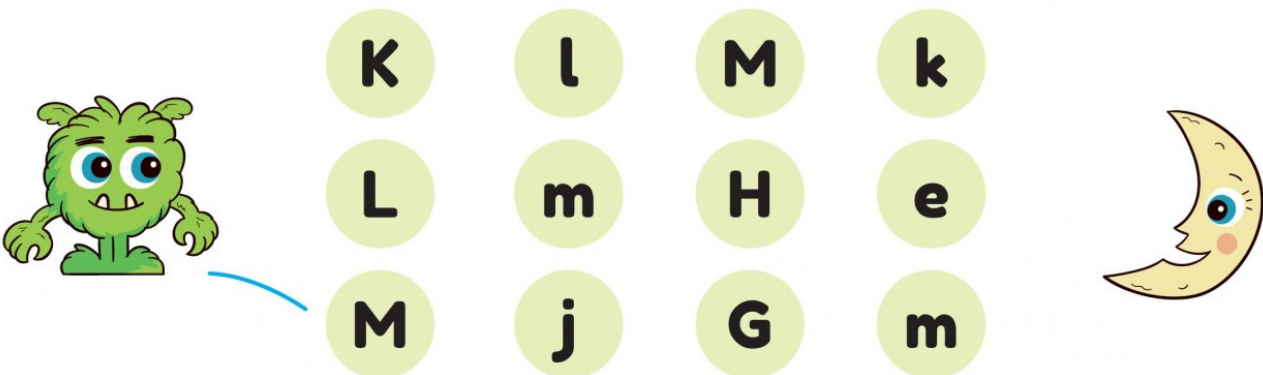
3 Listen and circle.  088 Then say.





monster / lion

kite / moon

4 Join the letters *M* and *m*. Help the monster find the moon.



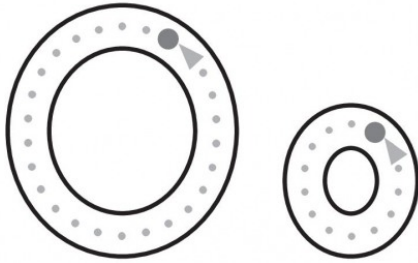
5 Listen, point and repeat.  089 Then trace.



net



nest




octopus



otter

6 Listen and chant.  090



7 Match and say.


1



2



3



4



net

octopus



otter

nest

# 6 Sea animals




## Lesson 1 Words



1 Look, share, learn.

2 Listen, point and repeat. 091



3 Point and say.



fish



seahorse



turtle



seal



penguin



dolphin

## 4 Read and match.

dolphin


fish

turtle

penguin

seal

seahorse

5 Listen and repeat.  092

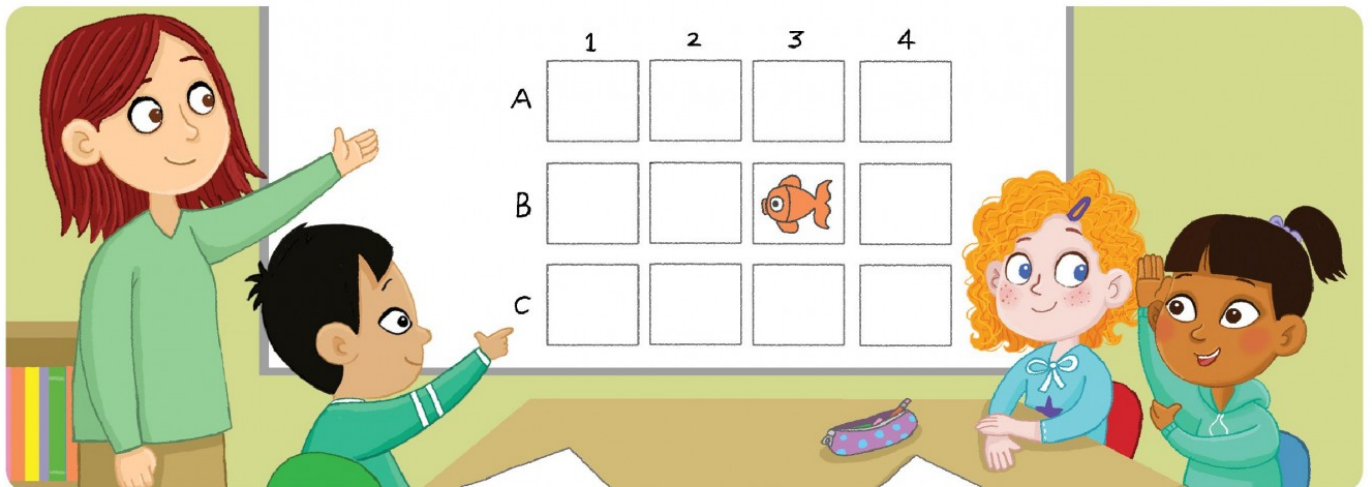
Look at the dolphin!



Wow!

Team  
Up!

1

Play a matching game. 


## 1 Listen and learn. 🎧 093




## 2 Listen and repeat. 🎧 094

## 3 Listen and sing. 🎧 095-096 🎥


🎵 🎵 **There's A Dolphin** 🎵 🎵


There's a  .

There's a  .

There's a  .

There's a  .

There's a  .


Hello,  !

Look! There's a  , too.


4 Read and circle.




There's a **fish** / seahorse.



There's a **turtle** / penguin.



There's a **seal** / **dolphin**.



There's a **seahorse** / **seal**.

5 Look and say.



Make a poster. ↓






1 Listen, point and repeat. 🎧 097



1 big



2 small



3 fast



4 slow

3 Listen and repeat. 🎧 099



4 Look and write. big small fast slow



It's slow.



It's \_\_\_\_\_.



It's \_\_\_\_\_.





It's \_\_\_\_\_.

- 1 Listen, point and repeat. 100 Then trace.
- 2 Listen and chant. 101 Then count.



fifteen



sixteen





- 3 Circle and say 15 seals and 16 otters.



1 Talk about the pictures.

2 Listen and point.  102 


## There's a fish!



3 Listen and number.  103 Then point and say in pairs.

There's a ... !

It's ... .



Think, feel, grow

Respect all animals.

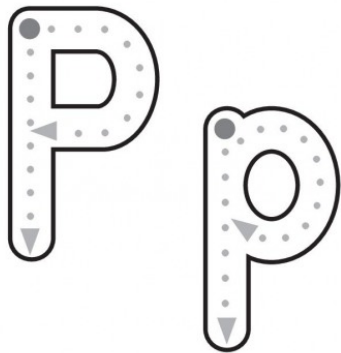
Team  
Up!

3

Order the story.




1 Listen, point and repeat.  104 Then trace.




pen



pumpkin

2 Listen and chant.  105


3 Read, circle and say.




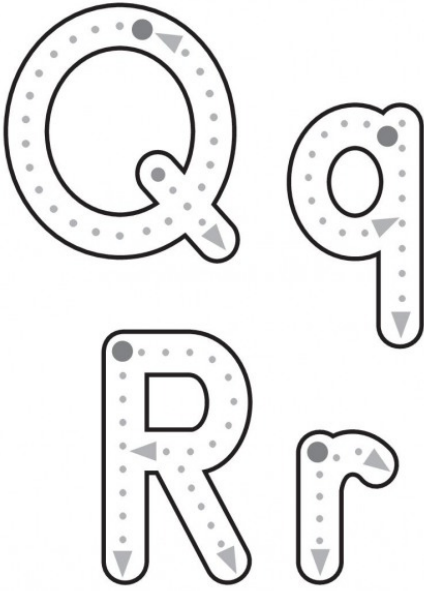
There's a **doll** / pen.

There's a **pumpkin** / monster.

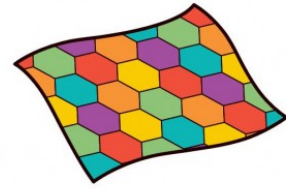
4 Join the letters P and p. Help the pen get to the pumpkin.



5 Listen, point and repeat.  106 Then trace.




queen



quilt



river



robot

6 Listen and chant.  107




7 Match and say.

1



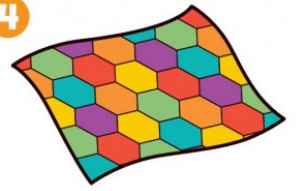
2



3



4




robot

queen

quilt

river

## 1 Read and circle.




I can run.



I can throw.



I can sing.



There's a seal.



There's a fish.



It's small.

## 2 Match and say.

Yes, it is.

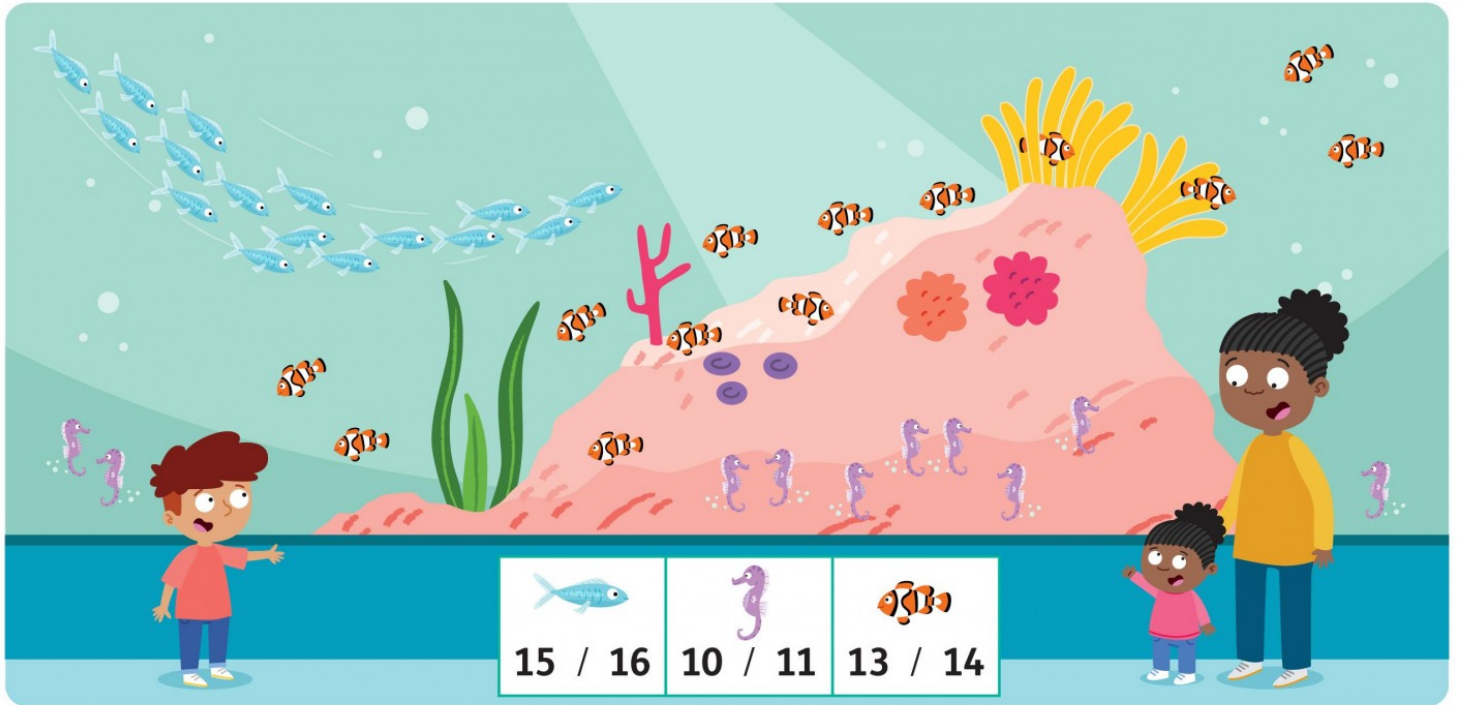
Wow!

Is it my turn?

Look at the dolphin!



### 3 Count and circle.



### 4 Write the letter. m n o ~~p~~ p q r r




  pen  



  onster  



  ueen  




  et  



  tter  



  iver  



  obot  



  umpkin



# 7

## My body



### Lesson 1 Words

- 1 Look, share, learn.
- 2 Listen, point and repeat. 108

1 eyes



2 mouth



3 ears



4 nose



5 legs



6 arms



3 Point and say.



mouth



nose



eyes



ears



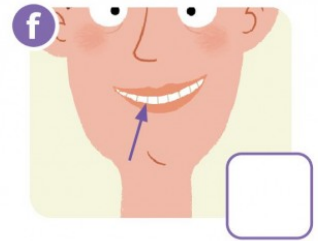
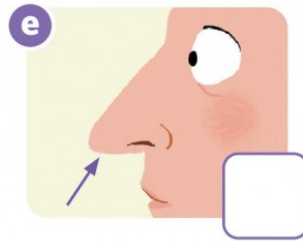
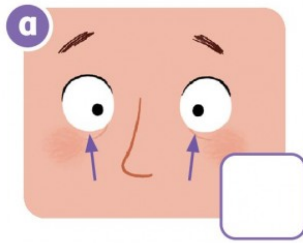
arms



legs

#### 4 Read and number.

- 1 ears
- 2 eyes
- 3 nose
- 4 mouth
- 5 arms
- 6 legs




#### 5 Listen and repeat. 109



**Team Up!**

**1**

Make a happy face. 



1 Listen and learn. 🎧 110



2 Listen and repeat. 🎧 111

3 Listen and sing. 🎧 112-113 🎵

🎵 🎵 I've Got A Nose 🎵 🎵

I've got a  .

I've got a  .

I've got  .

I've got  .

I've got  .

I've got  .

Touch your nose!  
OK! Well done!

4 Read and circle.



I've got  
ears / eyes.



I've got  
eyes / ears.






I've got a  
mouth / nose.



I've got a  
mouth / nose.

5 Trace and write. nose ears legs





I've got a \_\_\_\_\_ . I've got \_\_\_\_\_ . I've \_\_\_\_\_ .

Team  
Up!

2

Make a poster. 



1 Listen, point and repeat.  114




1 hands



2 fingers



3 feet



4 toes

3 Listen and repeat.  116

I've got two hands.




I've got ten toes.





4 Look, match and complete. **two** **ten**

1 I've got two hands.    2 I've got \_\_\_\_\_ fingers.



3 I've got \_\_\_\_\_ feet.    4 I've got \_\_\_\_\_ toes.

- 1 Listen, point and repeat.  117 Then trace.
- 2 Listen and chant.  118 Then count.


seventeen




eighteen




- 3 Count and add.




+



=



+



=


1 Talk about the pictures.

2 Listen and point.  119 

## Let's draw a monster!




3 Listen and circle.  120



Think, feel, grow   Be creative.

Team  
Up!


3

Make a monster. 





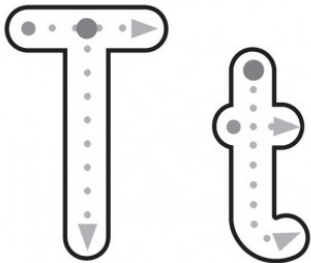
1 Listen, point and repeat.  121 Then trace.



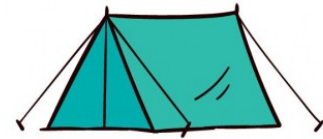
sun



spider



tiger



tent

2 Listen and chant.  122

3 Look and circle s and t.



a spider in the sun



a tiger in a tent

4 Circle the words that begin with s and underline the words that begin with t. Then point and say.

sun

tiger

monster

tent

nest


seal


queen

turtle

spider

otter


5 Listen, point and repeat.  123 Then trace.



umbrella



up



vet




van

6 Listen and chant.  124



7 Find and circle.



u	m	b	r	e	l	l	a
g	f	u	z	p	v	a	n
d	v	e	t	j	u	p	k

# 8

Let's celebrate!



## Lesson 1 Words

- 1 Look, share, learn.
- 2 Listen, point and repeat. 125



2 dad

1 mum

3 grandpa

4 grandma

5 brother

6 sister

- 3 Point and say.



mum



dad



grandma



grandpa



sister



brother

4 Look and circle.



**dad** / mum



grandpa / grandma



brother / sister



brother / dad

5 Listen and repeat. 126

This is for you.



Thank you.


**Team  
Up!**

1

Make a family.



## 1 Listen and learn. 🎧 127



## 2 Listen and repeat. 🎧 128

## 3 Listen and sing. 🎧 129-130 🎥

## 🎵 🎵 Who's This? 🎵 🎵



Who's this?  
 He's my dad.  
 Who's this?  
 He's my brother.  
 Who's this?  
 He's my grandpa.  
 Hello! Hello!  
 Who's this?  
 She's my mum.  
 Who's this?  
 She's my sister.  
 Who's this?  
 She's my grandma.  
 Hello! Hello!



4 Look and match. Then ask and answer. Who's this?



She's my grandma.

He's my brother.


He's my dad.

She's my mum.

5 Look and write. mum sister grandpa



She's my \_\_\_\_\_.



He's \_\_\_\_\_.




\_\_\_\_\_.

Team Up!

2

Draw a family tree. ↓



1 Listen, point and repeat. 🎧 131



1 builder



2 cook



3 firefighter



4 pilot

3 Listen and repeat. 🎧 133



4 Match and circle.



He's / She's  
a pilot.

He's / She's  
a cook.

He's / She's  
a firefighter.


He's / She's  
a builder.

- 1 Listen, point and repeat. 134 Then trace.
- 2 Listen and chant. 135 Then count.

nineteen



twenty



- 3 Count and add.




+



=



+



=







1 Talk about the pictures.

2 Listen and point.  136 

## A surprise!



3 Listen and number. 🎧 137




Think, feel, grow Work together with your family.


**Team Up!** 3 Act out the story.



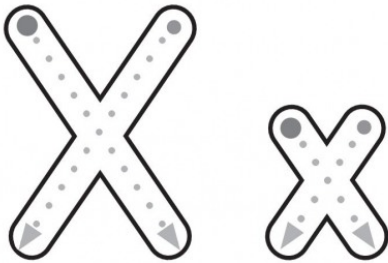
1 Listen, point and repeat.  138 Then trace.




web



wolf



fox



box

2 Listen and chant.  139

3 Look and circle w and x.

a **w**olf on a web

a fox in a box

4 Find and circle the words.

1



2



3


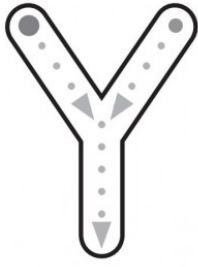


4



w	e	b	h	g	d	f	o	x
c	b	o	x	w	o	l	f	e

5 Listen, point and repeat. 140 Then trace.



yo-yo



yak



zebra




zigzag

6 Listen and chant. 141




7 Look and write.

1



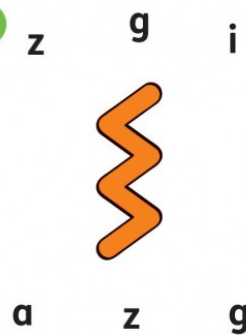
yo-yo

2



\_\_\_\_\_

3



\_\_\_\_\_

4



\_\_\_\_\_

1 Listen and tick ✓ or cross X.  142



2 Read and number.

- 1 I've got three eyes.
- 2 I've got two ears.
- 3 I've got four arms.
- 4 I've got one eye.



### 3 Count the legs.




2



4




6




8

a



b



### 4 Colour Ss, Tt, Uu, Vv, Ww, Xx, Yy and Zz. What letter can you see? Circle the correct picture.

Ss	Tt	Uu	Vv	Ww	Xx
Ee	Gg	Dd	Ff	Yy	Hh
Ll	Pp	Aa	Zz	Ii	Mm
Qq	Pp	Ss	Bb	Jj	Nn
Rr	Tt	Cc	Ee	Kk	Oo
Uu	Vv	Ww	Xx	Yy	Zz



You have learned all these letters!

Aa Bb Cc Dd Ee Ff Gg Hh Ii Jj Kk Ll Mm Nn Oo Pp Qq Rr Ss Tt Uu Vv Ww Xx Yy Zz



apple



boat



crab



doll



egg



farmer



girl



hat



insect



juice



kite




leaf



monster



net



octopus



pen




queen



river



sun



tiger



umbrella



van



web



fox



yo-yo



zebra

You have learned all these numbers!

1 2 3 4 5 6 7 8 9 10 11 12 13 14 15 16 17 18 19 20

1

2

3

4

5

6

7

8

9

10

11

12

13

14

15

16

17

18

19

20



**OXFORD**  
UNIVERSITY PRESS

Great Clarendon Street, Oxford, OX2 6DP, United Kingdom

Oxford University Press is a department of the University of Oxford.  
It furthers the University's objective of excellence in research, scholarship,  
and education by publishing worldwide. Oxford is a registered trade  
mark of Oxford University Press in the UK and in certain other countries

© Oxford University Press 2022

The moral rights of the author have been asserted

First published in 2022

2026 2025 2024 2023 2022

10 9 8 7 6 5 4 3 2 1

All rights reserved. No part of this publication may be reproduced, stored  
in a retrieval system, or transmitted, in any form or by any means, without  
the prior permission in writing of Oxford University Press, or as expressly  
permitted by law, by licence or under terms agreed with the appropriate  
reprographics rights organization. Enquiries concerning reproduction outside  
the scope of the above should be sent to the ELT Rights Department, Oxford  
University Press, at the address above

You must not circulate this work in any other form and you must impose  
this same condition on any acquirer

Links to third party websites are provided by Oxford in good faith and for  
information only. Oxford disclaims any responsibility for the materials  
contained in any third party website referenced in this work

### **Photocopying**

The Publisher grants permission for the photocopying of those pages marked  
'photocopiable' according to the following conditions. Individual purchasers  
may make copies for their own use or for use by classes that they teach.

School purchasers may make copies for use by staff and students, but this  
permission does not extend to additional schools or branches

Under no circumstances may any part of this book be photocopied for resale

ISBN: 978 0 19 485497 9

Printed in the UK

This book is printed on paper from certified and well-managed sources

### **ACKNOWLEDGEMENTS**

*Cover illustrations by:* James Hearne (The Bright Agency)

*Cover photos:* Shutterstock (Evgeniy Kalinovskiy, Momentum Fotograh, Monkey  
Business Images, oliveromg).

*Main character illustrations by:* James Hearne (The Bright Agency) pp.1, 4, 5, 6, 7,  
8, 9, 16, 17, 18, 19, 23, 28, 29, 30, 31, 35, 38, 39, 40, 41, 45, 50, 51, 52, 53, 54,  
57, 60, 61, 62, 63, 64, 67, 72, 73, 74, 75, 76, 79, 82, 84, 85, 86, 89.

*Other Illustrations by:* A Corazon Abierto (Sylvie Poggio) p9, 10, 11, 13, 19, 20,  
21, 23, 30, 31, 32, 33, 39, 41, 42, 43, 53, 54, 55, 62, 63, 64, 65, 74, 75, 76, 77,  
84, 85, 86, 87, 95; Art Gus (Sylvie Poggio) p16, 17, 66, 67; Berta Maluenda (The  
Bright Agency) p12, 13; Christos Skaltsas (Advocate) p6, 7, 82, 83; Dean Gray  
(Advocate) p22, 70, 71, 92; Gareth Conway (The Bright Agency) p28, 29, 72,  
73; Hannah Wood (Advocate) p48, 49, 78, 79; Ian Cunliffe p14, 15, 24, 25, 27,  
36, 37, 46, 47, 58, 59, 68, 69, 80, 81, 90, 91, 94; Julia Seal (Advocate) p34, 35;  
Michael Emmerson (Advocate) p50, 51; Sam Loman (The Bright Agency) p44,  
45; Sarah Lawrence (Advocate) p26, 27, 88, 89; Simon Abbott (Advocate) p60,  
61; Veronica Montoya (Advocate) p56, 57.

*The Publishers would like to thank the following for their kind permission to reproduce  
photographs and other copyright material:* 123rf: (JohanSwan); Getty Images:  
(DigitalVision); OUP: (RichardHutchings); Shutterstock: (Africa Studio, Ahmet  
Misirligul, Aksenova Natalya, Anatoliy Karlyuk, Andrey\_Kuzmin, ANTONIO  
TRUZZI, Bershadsky Yuri, blue-sea.cz, BONDART PHOTOGRAPHY, DJ Srki,  
Dmytro Yashchuk, Donna Ellen Coleman, Eric Isselee, Evgeny Atamanenko,  
Feng Yu, FomaA, FotoRequest, Gayvoronskaya\_Yana, Gerry Matthews,  
gilkop, GOLFX, Here, Jane Rix, JenJ\_Payless, koosen, Lifestyle Travel Photo,  
LightField Studios, luchschenF, lunamarina, Madele, Master1305, Minakryn  
Ruslan, Moving Moment, nikshor, Olena Brodetska, Olga\_i, Pavlo Loushkin,  
Petrychenko Anton, Photo Win1, photobank.ch, Pixel-Shot, Purino, Ranju  
sudhi, Restimage, Rita\_Kochmarjova, seasoning\_17, Silvia Pascual, Stenko  
Vlad, StrDr stock, Stu Porter, T.TATSU, Tolikoff Photography, VanderWolf  
Images, Volurol, Yellow Cat).

*Commissioned photography by:* Graham Alder at MM Studios