

OXFORD

Beehive

Workbook

3



**Katie
Foufouti**

Beehive

Workbook

3

Starter Unit	A new year	2
Unit 1	Our friends	4
Unit 2	In the city	16
Unit 3	Our busy world	28
Unit 4	Let's explore!	40
Unit 5	Healthy living	52
Unit 6	In the kitchen	64
Unit 7	Family life	76
Unit 8	Our history	88
Unit 9	School life	100
Unit 10	Holiday plans	112
Grammar check		124
Wordlist		134



Katie Foufouti


click here for more books <https://t.me/EnglishZoneTextBooks>

OXFORD
UNIVERSITY PRESS

www.frenghish.ru

1 Write the months in the calendar.

April August December January May October



2 Look at the calendar in **1** again. Complete the answers.

1 When's your birthday, Daisy?

It's in September.

2 When's your birthday, Fred?

It's in _____.

3 When's your birthday, Sally?

It's in _____.

4 When's your birthday, Lily?

It's in _____.

5 When's your birthday, Jim?

It's in _____.

6 When's your birthday, Tom?

It's in _____.

3 Look and write.

1



My birthday is the twelfth of October.

2



My birthday is the _____ of May.

3



My birthday is the _____ of July.

4



My birthday is the _____ of February.

5



My birthday is the _____ of November.

6



My birthday is the _____ of March.

4 Look and write.

- 1 It's Ben's thirteenth birthday.
- 2 It's Kim's _____ birthday.
- 3 It's Paul's _____ birthday.
- 4 It's Lucy's _____ birthday.
- 5 It's Jack's _____ birthday.



5 Write about you and three friends.

- 1 My birthday is the _____ of _____.
This year, it's my _____ birthday.
- 2 _____'s birthday is the _____ of _____.
This year, it's his / her _____ birthday.
- 3 _____'s birthday is the _____ of _____.
This year, it's his / her _____ birthday.
- 4 _____'s birthday is the _____ of _____.
This year, it's his / her _____ birthday.




1

Our friends


Lesson 1 Words

1 Look and tick ✓ or cross x.

1 Lucy	curly hair	<input checked="" type="checkbox"/>	freckles	<input type="checkbox"/>
	dark hair	<input type="checkbox"/>	short hair	<input type="checkbox"/>
2 Max	glasses	<input type="checkbox"/>	curly hair	<input type="checkbox"/>
	short hair	<input type="checkbox"/>	dark hair	<input type="checkbox"/>
3 Paul	fair hair	<input type="checkbox"/>	straight hair	<input type="checkbox"/>
	freckles	<input type="checkbox"/>	short hair	<input type="checkbox"/>
4 Mia	curly hair	<input type="checkbox"/>	glasses	<input type="checkbox"/>
	short hair	<input type="checkbox"/>	straight hair	<input type="checkbox"/>



2 Look and circle the correct word.



- | | |
|--|-------------------------------------|
| 1 Lucy's got <u>short</u> / long hair. | 4 Paul's got straight / curly hair. |
| 2 Max's got fair / dark hair. | 5 Paul's got glasses / freckles. |
| 3 Max's got glasses / freckles. | 6 Mia's got long / short hair. |

3 Read and order the letters. Then look and tick ✓.

Hi, I'm Emily. I haven't got ¹ long (olgn) hair. I haven't got ² _____ (trgaihst) hair. I've got ³ _____ (osrht) ⁴ _____ (clury) hair. I've got ⁵ _____ (kdra) hair. I haven't got ⁶ _____ (afri) hair. I've got ⁷ _____ (slaesgs). I haven't got ⁸ _____ (efrcekls).

a



b




c



4 Read and complete.

dark freckles neither ~~straight~~ too



Hi, I'm Dan.

Hi, I'm Sara.

Dan I haven't got curly hair.

Sara Me neither. I've got ¹ straight hair.

Dan I haven't got fair hair. I've got ² _____ hair.

Sara Me too. I've got glasses.

Dan Me ³ _____. I haven't got ⁴ _____.

Sara Me ⁵ _____.

5 Read and write for you.

1 I've got dark hair.

Me too.

2 I haven't got _____ hair.

Me neither.

3 I _____.


Me too.

4 I _____.

Me neither.

1 Look, read and write the name.

- 1 What does she look like?
She's got freckles. She's got fair hair.
- 2 What does he look like?
He hasn't got glasses. He's got dark hair.
- 3 What does he look like?
He hasn't got curly hair. He's got glasses.
- 4 What does she look like?
She hasn't got straight hair. She's got dark hair.



2 Look, read and complete.



- 1 What does she look like?
She hasn't got freckles.
She 's got curly hair.



- 3 What _____ look like?
They _____ glasses.
They _____ fair hair.



- 2 What _____ look like?
He _____ straight hair.
He _____ freckles.



- 4 What _____ look like?
They _____ glasses.
They _____ dark hair.

3 Order the words in the questions. Then look at the chart and write the answers.

					
Fred 😊	X	✓	X	✓	✓
Jenny 😊	X	X	✓	X	✓

1 Fred and Jenny have freckles? got

Have Fred and Jenny got freckles? No, they haven't.

2 straight Fred got hair? has

3 hair? has got curly Jenny

4 got Jenny glasses? has

5 got Fred and Jenny hair? have fair

6 they hair? dark got have

4 Answer the questions.

1 What does your best friend look like?

2 What does your teacher look like?

3 Has your mum got long hair?


4 Has your dad got fair hair?

5 Have your mum and dad got glasses?

6 Has your brother got freckles?




1 Find and circle.




G	U	I	J	L	N	S	Y	M	L
M	Y	S	C	R	C	P	O	D	F
B	E	T	T	G	M	D	U	N	X
D	B	R	A	V	E	A	N	R	H
O	F	O	L	A	J	V	G	R	Y
S	A	N	L	V	T	J	J	U	R
G	V	G	N	N	D	E	H	B	U
Y	L	V	F	A	S	T	D	W	I
F	U	N	N	Y	O	V	M	G	S
S	A	O	I	L	J	Q	U	P	H

2 Look. Then read and complete with words from 1.



My name's Rick and I'm nine. I like running. I'm ¹ fast. My sister Sally is four. She's ² _____, but she's ³ _____! My friends are all different. Ben makes me laugh. He's ⁴ _____. Maria can climb. She's ⁵ _____. Peter is ⁶ _____. He plays basketball.

3 Look and correct the sentences.



- 1 Suzy is the ~~youngest~~. the fastest 4 Bella is the shortest. _____
 2 Ethan is the funniest. _____ 5 Bella's trophy is the biggest. _____
 3 Josh is the oldest. _____ 6 Suzy's trophy is the smallest. _____

4 Look again at the picture in **3**. Write the questions.

- 1 Who's the fastest? Suzy. 3 _____ Josh.
 2 _____ Ethan. 4 _____ Bella.

5 Write questions. Then answer about you.

- 1 Who's the oldest student in your class? (old)
 _____ is the oldest student in my class.
 2 Who's _____ student in your class? (tall)

 3 Who's got _____ hair in your class? (long)

 4 What's _____ book in your classroom? (good)

1 Read the story. Who helps Andy?

An afternoon with Daisy



2 Read again and write *T* (true) or *F* (false).

- | | |
|--|---|
| 1 Daisy doesn't want to play with her brothers. <u> F </u> | 5 Daisy runs downstairs with the glasses. <u> </u> |
| 2 Andy and Adam are in their bedroom. <u> </u> | 6 Andy's glasses go under the sofa. <u> </u> |
| 3 Daisy's got Adam's glasses. <u> </u> | 7 Andy and Adam brush Daisy's hair. <u> </u> |
| 4 Daisy is the oldest. <u> </u> | |

3 Complete the summary of the story.

Andy brothers **funny** **glasses** **living room** **under**

One afternoon, Daisy is with her ¹ brothers, Andy and Adam. She takes Andy's ² _____ and she runs to the ³ _____. The glasses go ⁴ _____ the armchair. Daisy gets the glasses and gives them to ⁵ _____. Daisy's hair looks ⁶ _____ so the boys help Daisy.

4 What does Daisy look like at the end of the story? Tick ✓.







5 Tick ✓ and colour.

1 Tick. I like the story because ...

it's funny. it's about teamwork. it's got a happy ending.

2 Tick. I think this story is ...



3 Colour. My story rating is ...



Reading

1 Look, read and complete.

cooking cricket gardening ~~music~~

club ~~club~~ club team



1 They're in the music club.



3 They're in the _____.



2 They're in the _____.



4 They're in the _____.

2 Read. Then circle the correct names.

⏪ ⏩ ↻

+

🏠 Home
👤 About me

Search 🔍

I'm Samira and I live in Perth, Australia. I'm in a music club and I'm in the cricket team. My best friend is in the music club, too. Her name is Tanya. She's got dark curly hair and big brown eyes. Tanya's funny and she can sing. She can also dance and play the guitar. In the music club, we learn new songs. It's great!

- | | |
|--|---|
| <p>1 She's in the cricket team.</p> <p>2 She's in a music club.</p> <p>3 She can play the guitar.</p> <p>4 She learns new songs.</p> | <p>Samira / Tanya / Samira and Tanya</p> <p>Samira / Tanya / Samira and Tanya</p> <p>Samira / Tanya / Samira and Tanya</p> <p>Samira / Tanya / Samira and Tanya</p> |
|--|---|





Writing

3 Order the words.

1 dark I've hair. long got

I've got long dark hair.

2 friend's My big got eyes. blue

3 got He hair. hasn't fair short

4 brown We've big got eyes.

5 fair She's hair. long got

4 Write notes about a friend.

My friend

- What does he / she look like? (hair, eyes)

- What is he / she like? (funny, brave, fast)

- What can he / she do?

5 Write a description of your friend. Use your notes in **4** and Samira's description to help you.

A browser window interface with a search bar and several horizontal lines for writing a description.

1 Circle the odd one out.

- 1 curly brave straight
 2 strong funny glasses
 3 youngest tallest fast
 4 freckles dark curly
 5 short fair long
 6 glasses freckles young



2 Read and complete.

big club curly fast freckles team long

⏪ ⏩ ↻

+

🏠 Home
👤 About me

Search 🔍

I'm Tina and this is my brother, Jake. He's my best friend, too! We've got dark ¹ curly hair. I've got ² _____ hair. We've both got ³ _____ brown eyes. We haven't got ⁴ _____. Jake isn't very tall, but he's ⁵ _____. He plays in the football ⁶ _____. I'm in a cooking ⁷ _____.

3 Correct the sentences about Tina and Jake.

- | | |
|--|---|
| <p>1 She's got short dark hair.
 <u>She's got long dark hair.</u></p> <p>2 She hasn't got brown eyes.
 _____</p> <p>3 He's got straight hair.
 _____</p> | <p>4 They've got freckles.
 _____</p> <p>5 They've got fair hair.
 _____</p> <p>6 They've got small blue eyes.
 _____</p> |
|--|---|

4 Complete the questions. Then look and write the answers.



1 Has she got straight hair?
Yes, she has.



3 _____ he _____ glasses?



2 _____ she _____ short hair?



4 _____ they _____ fair hair?

5 Write the questions. Then follow and write the answers.

1 <u>Who's the bravest?</u> (brave)	Jack	<u>Jack's the bravest.</u>
2 _____ (funny)	Katie	_____
3 _____ (young)	Tim	_____
4 _____ (strong)	Jane	_____
5 _____ (tall)	Lisa	_____

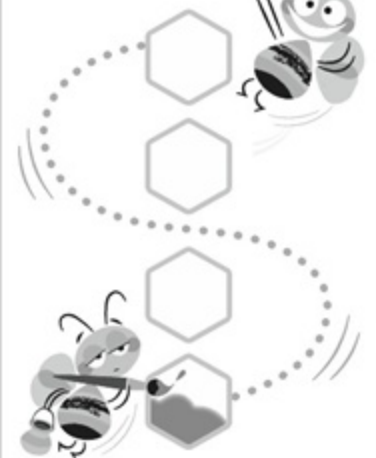
Unit 1 My progress

- I can describe people.
- I can ask what people look like.
- I can say how my friends are different.
- I can read a story.
- I can write a description for an online forum.
- I can make a class puzzle display.



My effort

Excellent!



2

In the city


Lesson 1 Words

1 Read and number.

- 1 cinema
- 2 library
- 3 museum
- 4 restaurant
- 5 shopping centre
- 6 sports centre
- 7 station
- 8 university



2 Write.



station



3 Where are they? Look, read and complete.



1 He's at the restaurant.



4 They're at the _____.



2 She's at the _____.



5 They're at the _____.



3 He's at the _____.



6 I'm at the _____!

4 Read and complete.

1 **A** Excuse me. ¹ _____ How _____ do I get to the museum?

B ² _____ the bus. There's a bus stop at the ³ _____.

A Thank you.



2 **A** Excuse me. How do I ¹ _____ to the ² _____?

B Take the bus. There's a bus stop at the ³ _____.

A Thank you.



1 Read and match. Then look and number.

- 1 Where's Ben going?
- 2 Where are you going, Sam?
- 3 Where are Sue and her dad going?
- 4 Where's Anna going?

- a They're going to the supermarket.
- b She's going to the station.
- c I'm going to the sports centre.
- d He's going to the playground.



2 Read and complete.

- 1 'Where are you going?' 'We're going to the museum.'
- 2 'Where is Max going?' 'He is going to the hotel.'
- 3 'Where are your mum and dad going?' 'They are going to the café.'
- 4 'Where is Sarah going?' 'She is going to the park.'
- 5 'Where am you going?' 'I am going to the funfair.'

3 Where are they going? Look, read and complete.

cinema library museum ~~police station~~ skatepark



- 1 She 's going _____ to the police station .
- 2 She _____ to the _____ .
- 3 He _____ to the _____ .
- 4 She _____ to the _____ .
- 5 They _____ to the _____ .

4 Look, read and complete.



1 We 're going _____ to the wildlife park.
We aren't going to the park.



3 She _____ to the museum.
She _____ to the shopping centre.



2 I _____ to the restaurant.
I _____ to the bowling alley.



4 You _____ to the beach.
You _____ to the lake.

5 Read and write the opposite.

- 1 Tim's going to the sports centre. Tim isn't going to the sports centre.
- 2 We're going to the cinema. _____
- 3 My sister isn't going to the café. _____
- 4 They're going to the park. _____
- 5 I'm going to the station. _____
- 6 He isn't going to the university. _____

6 Answer the questions for you.

- 1 It's Monday morning. Where are you going?

- Where are your mum and dad going?

- Where's your teacher going?

- 2 It's Saturday afternoon. Where are you going?

- Where are your friends going?

1 Match and number.

- 1 take ● ● shopping
- 2 watch ● ● a meal
- 3 have ● ● photos
- 4 go ● ● a train
- 5 meet ● ● a film
- 6 catch ● ● friends



2 Read and complete.

Hi! I'm Carla and today I'm in the city!
I'm meeting ¹ friends and we're
going ² _____ at the shopping
centre. My sister is taking ³ _____
of us. My mum is having a ⁴ _____
in a restaurant and my dad is watching
a ⁵ _____.



3 Look, read and write the answers.



1 Is she catching a train? No, she isn't.



3 Are you taking a photo? _____



2 Are they watching a film? _____



4 Are you having a meal? _____

4 Write questions. Then look, follow and write answers.

1 Mike / take photos?

Is Mike taking photos?

No, he isn't.

4 Mr Brown / read a book?

2 Liz / have a meal?

5 John / watch a film?


3 Emma and Clare / play football?

6 Kate and Jim / ride bikes?

Mike	Liz	Emma and Clare	Mr Brown	John	Kate and Jim

1 Read the story. Do Luis and his dad visit the museum?

A museum tour



2 Look again at the story. Read and match.

- 1 Luis and his dad are having dinner. ●
- 2 Luis and his dad are waiting at the train station. ●
- 3 Luis and his dad are going to the station. ●
- 4 The museum closes at this time. ●
- 5 The train comes to the station. ●



3 Circle the correct answer.

- 1 How are Luis and his dad going to the museum?
a by bus **b** by train
- 2 Why is Luis worried?
a They are late. **b** The train is late.
- 3 They can't go to the museum, so they go ...
a to a restaurant. **b** home.
- 4 What does Luis want to use?
a his dad's computer **b** his dad's phone
- 5 What do they do on the computer?
a buy pizza **b** visit the museum website

4 Tick ✓ and colour.

1 Tick. I like the story because ...

it's got a happy ending. I like museums. Luis's idea is clever.

2 Tick. I think this story is ...

3 Colour. My story rating is ...



Reading

1 Look, read and complete.

Visit London, the ¹capital city of the UK!

So many things to see and do. Go to a famous museum or visit Buckingham ²_____. The kings and queens of the UK live there. Climb tall ³_____ and take photos of beautiful ⁴_____.
Welcome to London!



2 Read and tick ✓.

Hi Grandma!

I'm writing to you from London.
It's the capital city of the UK.
There are lots of great museums in London. The British Museum is a big museum. You can see it in the photo. It's got lots of old statues.
I'm on the train now. We're going to a restaurant for lunch. I'm very hungry!

Peter x



- 1 Peter is going to a museum.
- 2 Peter is sitting in a restaurant.
- 3 Peter is travelling on a train.



Writing

3 Rewrite the sentences with capital letters.

1 I'm in london with my friend tom.

I'm in London with my friend Tom. _____

2 This palace is called buckingham palace.

3 There's a famous statue in singapore city called the merlion.

4 My favourite park in new york city is central park.

5 We're climbing the eiffel tower.

4 Write notes about a visit to the capital city of your own country.

My capital city: _____

Interesting places in my capital city: _____

Where am I now? _____

Why do I like it? _____

What am I doing? _____

5 Write a postcard from your capital city. Use your notes in **4** and Peter's postcard to help you.

_____	

1 Find and circle. Then complete.

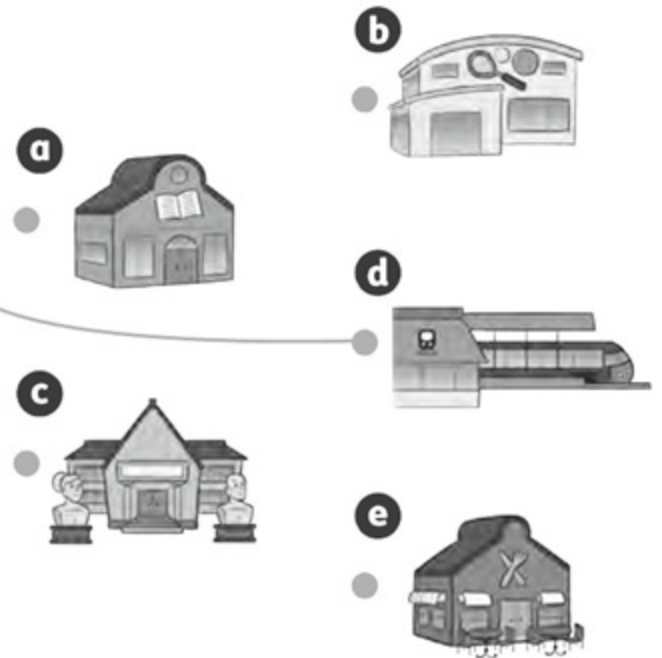
train centre meal meet take city go watch

- 1 have a _____ meal _____
 2 capital _____
 3 _____ a film
 4 catch a _____

- 5 shopping _____
 6 _____ photos
 7 _____ shopping
 8 _____ my friends

2 Read and match.

- 1 We need to catch a train.
 2 I'm hungry!
 3 I want to study.
 4 I want to see a famous statue.
 5 I want to play basketball.



3 Read and complete.



Hello! I'm in London with Mum. It's the ¹ capital city of the UK. We're at Buckingham ² P _____ now. I'm taking a ³ p _____ of a big ⁴ s _____. Now we're at a ⁵ r _____ called Tasty Food. We're ⁶ m _____ my mum's friends, Lucy and Clare. We're having a ⁷ m _____. I want to have a pizza!



4 Read the answers and write the questions.

1 Where's she going?

She's going to the cinema.

2 _____

Yes, we are. We're watching a film.

3 _____

No, he isn't. He isn't taking photos.

4 _____

They're going to the library.

5 _____

I'm going to the shopping centre.

6 _____

Yes, they are. They're having a meal.

5 Look and write.



go to the sports centre



go to the library



have a meal



go shopping

1 She's going to the sports centre.

She isn't going to the library.

3 We _____



watch a film



meet friends



catch a train



take photos

2 They _____

4 I _____

Unit 2 My progress ✓

I can talk about places in the city.


I can talk about where people are going.

I can talk about what people are doing in the city.

I can read a story.

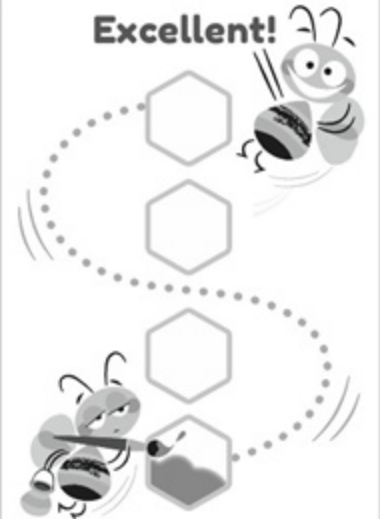
I can write a postcard.

I can make a city tour leaflet.



My effort

Excellent!



3

Our busy world

Lesson 1 Words

1 Look and circle.



vet
sports coach
 scientist



pilot
 doctor
 ambulance driver



scientist
 chef
 shop assistant



sports coach
 pilot
 chef



pilot
 vet
 doctor



ambulance driver
 scientist
 shop assistant

2 Look, follow and write.

1 A scientist needs these.

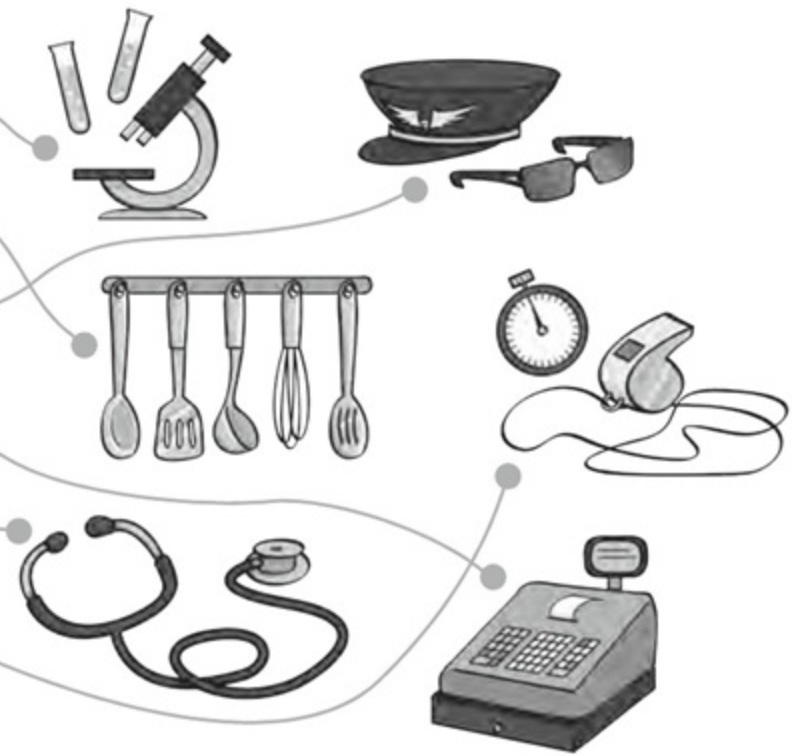
2 A _____ needs these.

3 A _____ wears these.

4 A _____ uses this.

5 A _____ uses this.

6 A _____ uses these.



3 Read and complete. Then number.

1 I work in a hospital. I'm a doctor.

2 I drive an ambulance. I'm an _____.

3 I love animals. I'm a _____.


4 I work in a restaurant. I'm a _____.

5 I love sports. I'm a _____.

6 I work in a shop. I'm a _____.

7 I fly planes. I'm a _____.

8 I love science. I'm a _____.



4 Look and write.



What's their job? Can you guess?



'I think she's a vet!

I think you're right.



3

I think you're right.



2

I think you're right.



I think he's a sports coach.

4

1 Read and match.




- | | |
|------------------------|------------------------------|
| 1 Where does she work? | a He works in the day. |
| 2 What does he wear? | b She works at the hospital. |
| 3 When does she work? | c She wears a jacket. |
| 4 When does he work? | d He wears a white hat. |
| 5 Where does he work? | e She works at night. |
| 6 What does she wear? | f He works at the hotel. |

2 Read and write questions. Then look and number.

- 1 What does he wear? He wears a white coat.
 _____ work? He works at the hospital.
 _____ work? He works at night.
- 2 _____ work? He works at the shopping centre.
 _____ wear? He wears a white shirt.
 _____ work? He works in the day.



3 Look, read and circle.



- 1 They work / works at the hospital. They don't / doesn't wear a hat.
- 2 He don't / doesn't work at the hospital. He wears / wear a white jacket.
- 3 She work / works at the clothes shop. She don't / doesn't go to work in the evening.

4 Read and complete.

My name's Helen and I'm a sports coach. I ¹ don't work (work ✗) at the shopping centre. I ² _____ (work ✓) at the sports centre. I wear a tracksuit and trainers. I ³ _____ (wear ✗) a dress.

My brother John is a doctor. He ⁴ _____ (work ✓) at the hospital. He ⁵ _____ (work ✗) at the hotel. He ⁶ _____ (wear ✗) a white hat. He wears a white jacket. We ⁷ _____ (go ✗) to work at night. We ⁸ _____ (go ✓) to work in the day.




5 Think and complete.

- 1 I'm a doctor. I don't work (work) at the café.
- 2 My mum's a pilot. She _____ (work) at night.
- 3 They're teachers. They _____ (wear) white hats.
- 4 Tom's an ambulance driver. He _____ (work) at the hospital.
- 5 We're shop assistants. We _____ (go) to work in the day.
- 6 You're a scientist. You _____ (play) sports all day.
- 7 Sally's a sports coach. She _____ (work) at the police station.



1 Look, read and complete.

animals ~~cooks~~ drives outside people sells1 Fred cooks food.

2 Juan helps _____.

3 Layla _____ a taxi.

4 Sara _____ things.

5 Ellie works _____.

6 George works with _____.

2 Look and complete.

1 I cook food.

2 I _____.



3 I _____ a bus.



4 I _____.



5 I _____.



6 I _____.

3 Look, read and complete.

~~chef~~ pilot police officer taxi driver

~~cook food~~ drive a taxi fly a plane help people

1 I want to be a chef.

Why?

Because I want to cook food.

2 I want to be a _____.

Why?

Because I want to _____.

3 I want to be a _____.

Why?

Because I want to _____.

4 I want to be a _____.

Why?

Because I want to _____.

4 Read and write. Use *want to* and *because*.

Sam What do you want to do in the future, Kim?

Kim ¹ I want to be a dentist. (dentist)

Sam Why?

Kim ² _____ (help people)

What about you?

Sam ³ _____ (a teacher)

Kim Why?

Sam ⁴ _____ (work with children)



5 Write for you.

Sam What do you want to do in the future?

You ¹ _____

Sam Why?

You ² _____

1 Read the story. Can Antonio make the tower cake?

The tower cake



2 Read and circle.

- 1 Antonio and Chantal are chefs / scientists.
- 2 Antonio wants to make something easy / difficult.
- 3 The first tower cake is / isn't right.
- 4 Antonio needs smaller / bigger cakes.
- 5 Antonio is / isn't happy with his second tower cake.
- 6 The second / third tower cake is the best.
- 7 In the end, Chantal likes / doesn't like Antonio's tower cake.



3 Answer the questions.

- 1 Where does Antonio work?

He works at Happy Fork restaurant.

- 2 What does Antonio want to be?

- 3 Why does Antonio make three tower cakes?

- 4 Why is Antonio happy at the end of the story?

- 5 Do you think Antonio likes his job? Why? / Why not?

4 Tick ✓ and colour.

- 1 Tick. I like the story because ...

it's about food.

I want to be a chef.

it's got a happy ending.

- 2 Tick. I think this story is ...



- 3 Colour. My story rating is ...



Reading

- 1 Look, read and complete. **dangerous exciting interesting safe**



- 1 His job is interesting.
2 His job is _____.



- 3 Her job is _____.
4 Her job is _____.

- 2 Read the interview. Then complete the summary.

Interview with a pilot

by Harry Brown

Q: Hi, Mrs Durrell. What's your job?

A: I'm a pilot.

Q: Where do you fly planes?

A: I don't fly planes. I'm a helicopter pilot. I fly my helicopter in a big city. I look at the houses and the cars.

Q: When do you work?

A: I work in the day, but sometimes I also work at night. I start work at six in the morning or at six in the evening.

Q: Do you like your job?

A: Yes, I do.

Q: Why?

A: I like it because it's exciting and difficult.

Q: Is it dangerous?

A: Sometimes, yes. The rain and the wind can be dangerous.



Mrs Durrell is a pilot. She flies a ¹ helicopter. She works in a big city in the day or at ² _____. She likes her job because it's ³ _____ and ⁴ _____. Sometimes it's ⁵ _____, too.



Writing

3 Write sentences. Add *a* or *an*.

1 my dad → dentist

My dad is a dentist. _____

2 Carol → ambulance driver

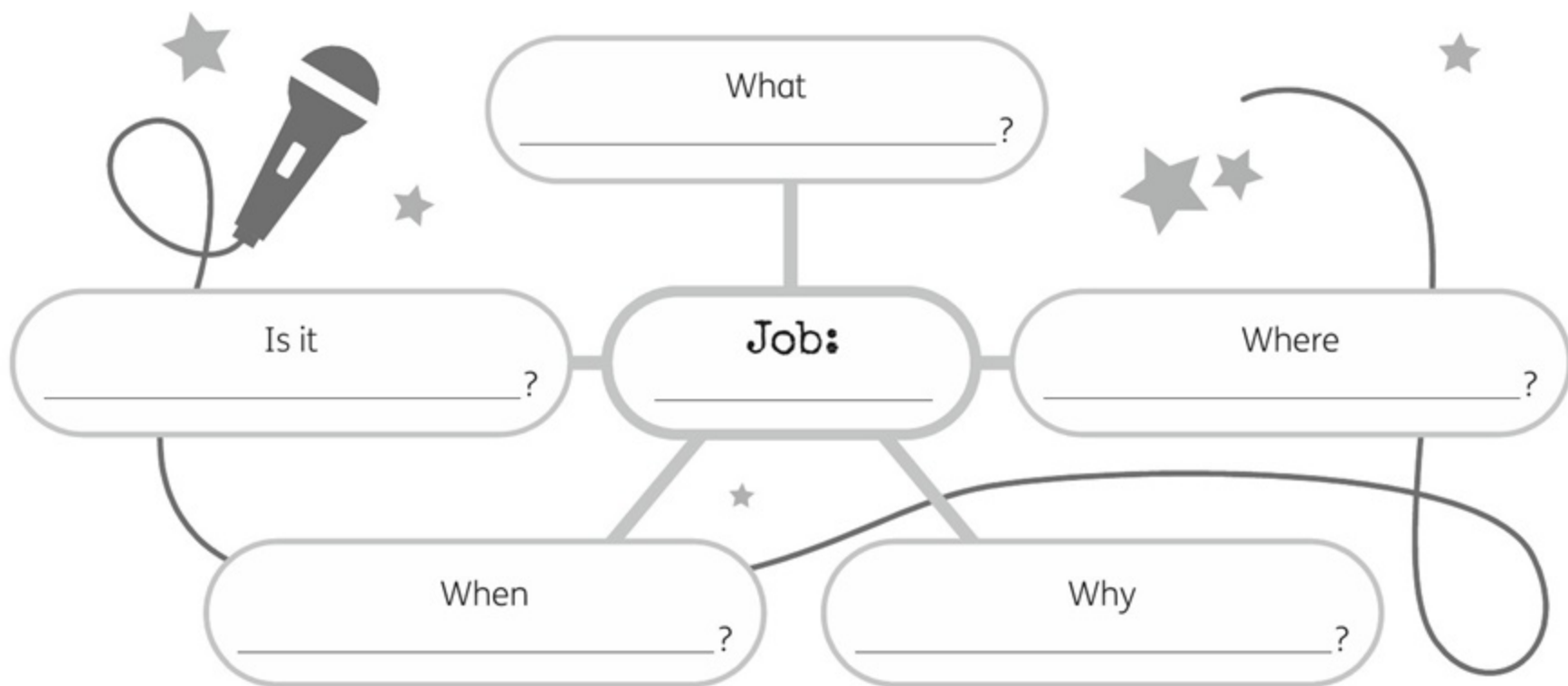
3 their uncle → astronaut

4 she → vet

5 Mr Smith → scientist

6 my mum → police officer

4 Write questions for your interview.



5 Write an interview about a job. Use your notes in **4** and Harry's interview to help you.

1 Find, circle and write.

S	X	C	D	U	P	I	L	O	T
C	C	O	A	C	H	A	G	O	U
I	B	U	A	M	X	S	X	Z	E
E	R	W	N	B	X	S	V	V	O
N	C	W	P	D	R	I	V	E	R
T	R	X	L	B	G	S	T	T	K
I	Q	K	D	O	C	T	O	R	U
S	C	H	E	F	L	A	W	B	I
T	W	V	Q	A	B	N	R	Q	V
K	M	J	E	F	W	T	V	S	U

2 Read and circle.

- 1 A scientist / teacher / farmer works outside.
- 2 A pilot / doctor / vet works with animals.
- 3 A shop assistant sells things / cooks food / drives a bus.
- 4 A sports coach works at a restaurant / sports centre / museum.
- 5 An ambulance driver helps people / sells things / works with animals.

3 Read and complete. There are two extra words.

animals cook drives outside people sell ~~vet~~

Katie is a ¹ vet . Every day, she
² _____ her car to a different farm. She works
with ³ _____ like cows, horses and sheep.
She likes her job because it's interesting and she works
⁴ _____. In her free time, she likes to
⁵ _____ food for her friends and family.



1 pilot



5 _____



2 ambulance



6 sports



3 _____



7 _____



4 shop



8 _____



4 Read and write questions.

1 When does he work?

He works in the day.

2 _____

He wears trainers and a hat.

3 _____

He works at the sports centre.

4 _____

She works at the restaurant.

5 _____

She works at night.

6 _____

She wears a white hat.

5 Look and complete.



I ¹ don't wear (wear) black clothes.

I ² _____ (wear) white clothes.



We ³ _____ (work) in a train.

We ⁴ _____ (work) in a plane.

6 Read and complete.

be because to want why work

Alex I want to ¹ be a vet.

Olivia ² _____?

Alex Because I ³ _____ to work with animals. What about you?

Olivia I want ⁴ _____ be a farmer.

Alex Why?

Olivia ⁵ _____ I want to ⁶ _____ outside.

Unit 3 My progress

I can talk about jobs.

I can ask about jobs.

I can talk about the work I want to do.

I can read a story.

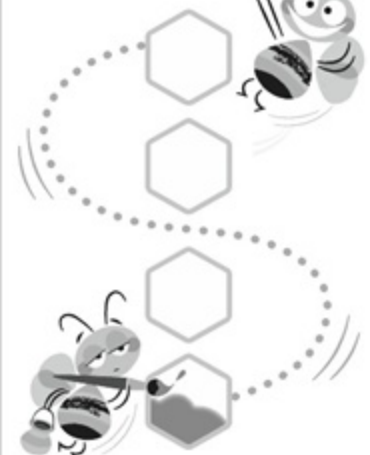
I can write an interview.

I can make a jobs poster.



My effort

Excellent! 



4

Let's explore!

Lesson 1 Words


1 Look at the map and follow the path. Number the places in order.

bridge	<input type="checkbox"/>
waterfall	<input type="checkbox"/>
forest	<input type="checkbox"/>
car park	<input checked="" type="checkbox"/>
river	<input type="checkbox"/>
picnic area	<input type="checkbox"/>
rock	<input type="checkbox"/>



2 Read about the forest in 1. Look and complete.

Welcome to Green Forest!



Enjoy a beautiful walk through the ¹ forest .

Find the path at the ² car park . There is a small ³ bridge .

Then follow the ⁴ path  to the big ⁵ rock .

You can climb up the rock, but be careful! Then walk to the ⁶ picnic area .

There are some tables here. You can stop for lunch. Next, walk beside the pretty

⁷ river . The path ends at an amazing ⁸ waterfall .

You can take photos!

3 Look and complete. Use *There's* or *There isn't*.



1 There's a forest.

5 _____ a bridge.

2 _____ a river.

6 _____ a picnic area.

3 _____ a car park.

7 _____ a waterfall.

4 _____ a path.

8 _____ a rock.

4 Read and write the conversation in the correct order.

Anna Yes! We can eat our picnic next to the river.

Jim OK. Is there a picnic area, too?

Anna There's an amazing waterfall in this forest.

Anna Yes, it's behind the car park.

Jim Great! Is it near here?

Anna There's an amazing
waterfall in this forest.

Jim _____


Anna _____

Jim _____

Anna _____



1 Look and read. Then circle.



- 1 There was a waterfall. A / **B**
 2 There weren't any flowers. A / B
 3 There were lots of birds. A / B

- 4 There wasn't a picnic area. A / B
 5 There were some rocks. A / B
 6 There wasn't a path. A / B

2 Look and read. Then complete with *some*, *any* and *lots of*.

FROM Sam
 SUBJECT My weekend

Hi Liz!


My weekend was great! I was at the lake. There were
 1 lots of trees and there was a nice picnic area.

There were 2 _____ big rocks next to the picnic tables.

There weren't 3 _____ cars. There were 4 _____

birds and there were 5 _____ rabbits. The water was

lovely. There weren't 6 _____ frogs in the lake!



3 Order the words. Then look at the picture in 2 and circle the correct answer.

1 a there was dog?

Was there a dog? _____

Yes, there was. / No, there wasn't.

2 there rocks? were any

Yes, there were. / No, there weren't.

3 of people? were lots there

Yes, there were. / No, there weren't.

4 was waterfall? a there

Yes, there was. / No, there wasn't.

4 Look, read and circle.



- 1 It was / wasn't snowy.
It was / wasn't windy.



- 3 They were / weren't sad.
They were / weren't happy.



- 2 The rock was / wasn't big.
It was / wasn't small.



- 4 She was / wasn't hot.
She was / wasn't cold.

5 Look, read and complete.

Toby and Sally ¹ were at the beach on Sunday. It ² _____ sunny. It ³ _____ cloudy. Sally's sandcastle ⁴ _____ the best. Toby's sandcastle ⁵ _____ the biggest, but he ⁶ _____ sad. Toby and Sally ⁷ _____ very happy!

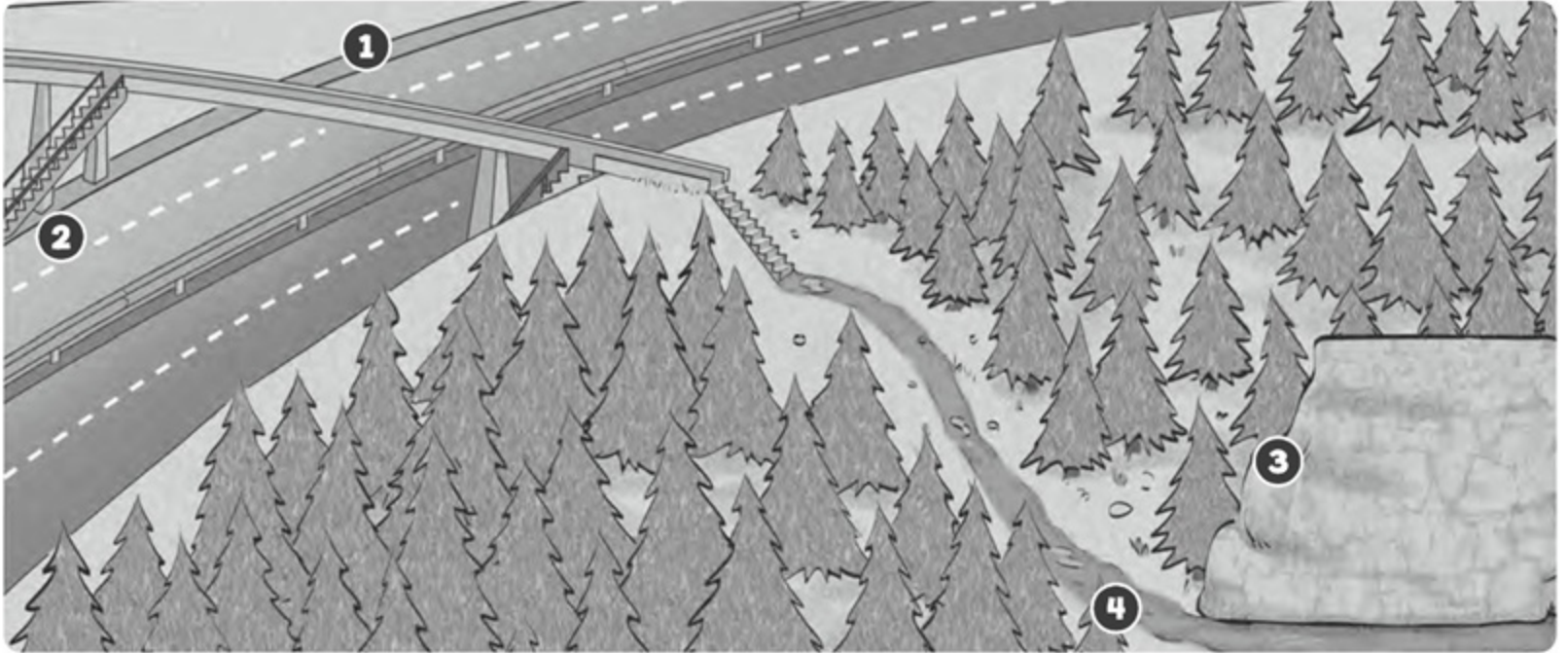


6 Write sentences about your weekend. Use the adjectives.

beautiful exciting fun happy rainy sad sunny

- 1 _____
2 _____
3 _____
4 _____


1 Look and circle.



- 1 The road is wide / narrow.
 2 The stairs are steep / flat and muddy / narrow.
 3 The rock is narrow / huge and muddy / flat.
 4 The path is flat / muddy and wide / steep.

2 Read and complete. Then look and number.

- 1 The hill is steep _____.
 2 The path is n_____.
 3 The grass is f_____.
 4 The waterfall is h_____.
 5 The picnic area is m_____.
 6 The bridge is w_____.



3 Look, read and complete.



- 1 He couldn't swim.
He could take photos.



- 3 We _____ climb the rock.
We _____ ride our bikes.



- 2 We _____ play badminton.
We _____ fly our kite.



- 4 She _____ a make a snowman.
She _____ ice skate.

4 Look and write answers.





- 1 Holly, could you brush your teeth?
Yes, I could.
- 2 Charlie, could you read a book?

- 3 Robert, could you skateboard?

- 4 Julia, could you play football?

- 5 Holly, could you read a book?

What could you do when you were 4 years old?

				
Charlie	X	✓	X	X
Julia	✓	✓	✓	X
Holly	X	✓	✓	✓
Robert	X	X	✓	X

5 Write sentences for you. Use *could* and *couldn't*.

- 1 At the age of two, I _____.
- 2 At the age of four, I _____.
- 3 At the age of six, I _____.
- 4 At the age of seven, I _____.

1 Read the story. Why was Cara sad?

The White Waterfall

1 Cara and her family are exploring Tall Forest.



2 The forest is very beautiful.




3 Could you climb this rock when you were young, Dad?



4 There's the White Waterfall. But it isn't clean!

Was the water dirty when you were young, Dad?



5 Next weekend, Cara is cleaning the picnic area with her family and friends.

Let's clean the waterfall!



6 Now the water is clean and the children can swim.

Dad, this is great!



2 Read again. Tick ✓ the things that happen in the story.

- a The family look at a map of Tall Forest.
- b Cara, Luke and their dad walk to the car park.
- c Luke climbs up a big rock.
- d The waterfall was dirty.
- e Cara and her friends clean the path.
- f Cara and Luke play in the clean water.



3 Read and complete.

beautiful clean couldn't dirty forest path rock waterfall

- Cara and Luke visit a forest with their dad.
- They want to see a _____.
- They walk on a _____ and see a big _____.
- Cara's dad _____ climb it when he was young.
- The picnic area is very _____.
- The waterfall was _____ when Cara's dad was young.
- Cara's dad thinks the waterfall is _____ again.

4 Tick ✓ and colour.

1 Tick. I like the story because ...

I love the countryside.

I like exploring.

I like swimming.

2 Tick. I think this story is ...



3 Colour. My story rating is ...



Reading

1 Find and circle. Then read and complete.



1 The coast was beautiful.



2 They could climb the _____.

cave cliff coast island



3 They could visit an _____.









4 They couldn't see inside the _____.

2 What could Vicky see? Read and tick ✓.



My visit to Cat Ba by Vicky Taylor

The weekend was fun! I was on a beautiful island called Cat Ba. It's in Vietnam. There was a boat tour from our hotel. At first, we could see lots of small islands and cliffs. After a while, we were at Cat Ba. There was a beach. The sea was blue and the sand was white. There was a big rock in the sea, but we couldn't climb it. We could walk in the forest and we could see a cave. Later, there was dinner on the beach. It was great!

1		<input checked="" type="checkbox"/>	2		<input type="checkbox"/>
3		<input type="checkbox"/>	4		<input type="checkbox"/>
5		<input type="checkbox"/>	6		<input type="checkbox"/>



Writing

3 Order the words.

1 beautiful After a we waterfall. saw a huge while,

2 was Later, to there a caves. the trip

3 a steep At there was path. first,

4 Make notes about a beautiful place in your country.

Place:

Where is it?

What can you see there?

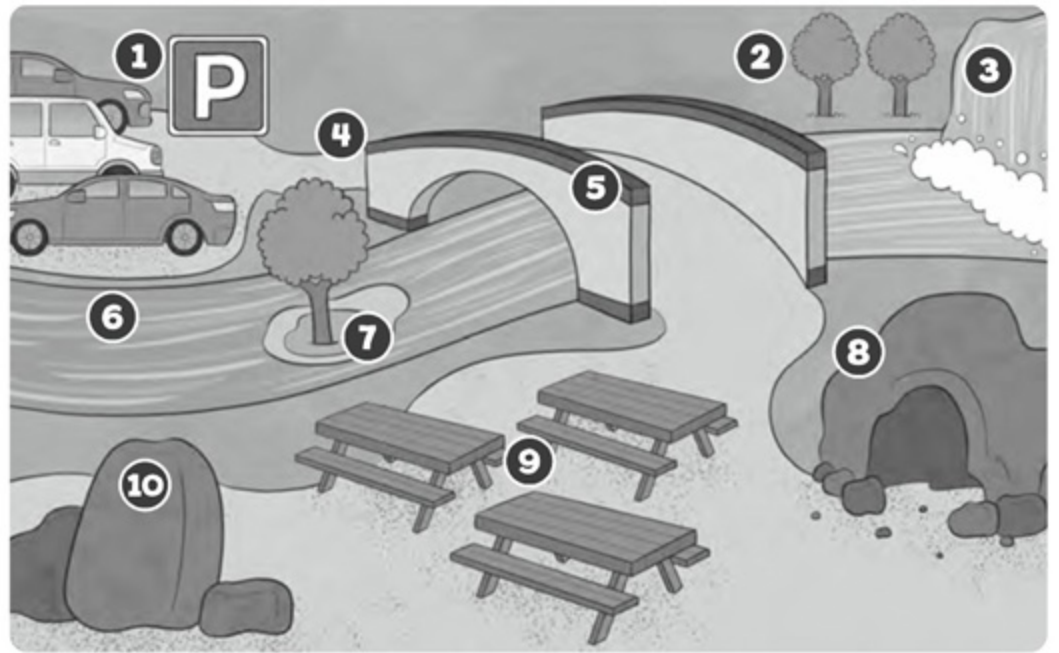
What can you do there?

5 Write a blog about a visit to a beautiful place in your country.
Use your notes in **4** and Vicky's blog to help you.

A browser window template with a search bar at the top and a large text area for writing a blog. The search bar contains a magnifying glass icon and a plus sign. The text area is a large rectangle with horizontal lines for writing.

1 Look and write.

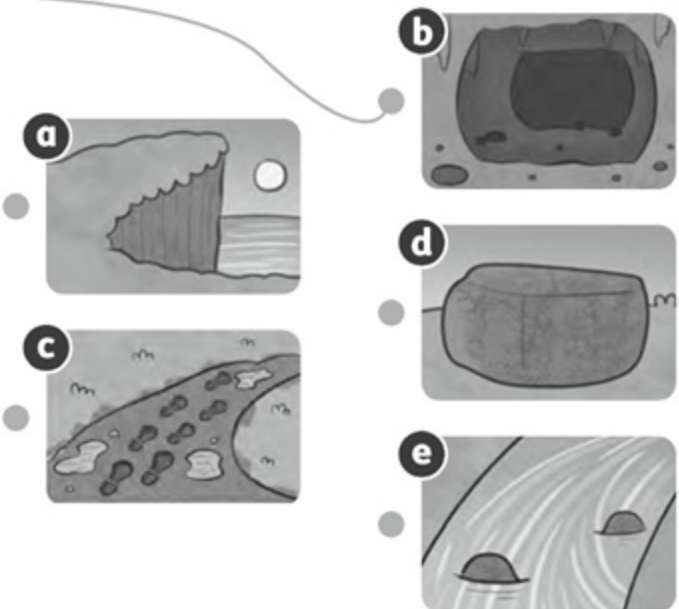
- 1 car park 6 _____
- 2 _____ 7 _____
- 3 _____ 8 _____
- 4 _____ 9 _____
- 5 _____ _____
- 10 _____



2

a	b	c	d	e	f	g	h	i	j	k	l	m
1	2	3	4	5	6	7	8	9	10	11	12	13
n	o	p	q	r	s	t	u	v	w	x	y	z
14	15	16	17	18	19	20	21	22	23	24	25	26

- 1 h u g e c a v e ●
8 21 7 5 3 1 22 5
- 2 _____ ●
23 9 4 5 18 9 22 5 18
- 3 _____ ●
13 21 4 4 25 16 1 20 8
- 4 _____ ●
19 20 5 5 16 3 12 9 6 6
- 5 _____ ●
6 12 1 20 18 15 3 11



3 Read and complete.

- 1 It's sunny today! Let's go to the c o a s t.
- 2 The bridge is n _____. Can we cross it?
- 3 The path is very s _____. Can we climb it?
- 4 The tree is h _____. It's very old.
- 5 Let's eat our sandwiches at the p _____.

4 Read and complete.

could could couldn't there was
 there were was were were there

Jim How was your weekend?

Sam Great! I ¹ was in a forest.


Jim ² _____ lots of trees?

Sam Yes, ³ _____. They were huge.
 There were some rocks, too.

Jim ⁴ _____ you climb up the rocks?

Sam No, I ⁵ _____. They ⁶ _____ very steep.

⁷ _____ a huge cave, too. I ⁸ _____ go inside.



5 Answer for you.

1 Could you read when you were five?

2 Could you swim when you were seven?

3 Could you use a computer when you were four?

4 Could you run fast when you were three?

5 Could you ride a bike when you were six?

Unit 4 My progress

I can talk about places in the countryside.

I can talk about my weekend.

I can talk about what people could do.

I can read a story.

I can write a blog.

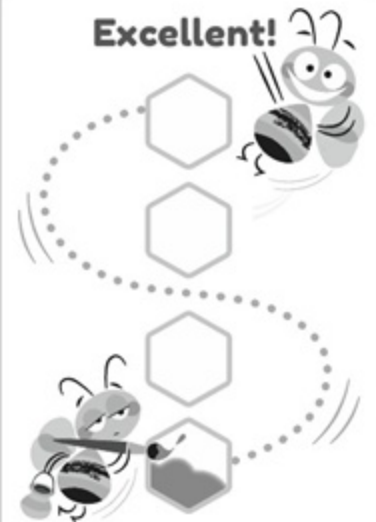
I can make a map of an island.



<input checked="" type="checkbox"/>	<input checked="" type="checkbox"/>	<input checked="" type="checkbox"/>
<input checked="" type="checkbox"/>	<input checked="" type="checkbox"/>	<input checked="" type="checkbox"/>
<input checked="" type="checkbox"/>	<input checked="" type="checkbox"/>	<input checked="" type="checkbox"/>
<input checked="" type="checkbox"/>	<input checked="" type="checkbox"/>	<input checked="" type="checkbox"/>
<input checked="" type="checkbox"/>	<input checked="" type="checkbox"/>	<input checked="" type="checkbox"/>
<input checked="" type="checkbox"/>	<input checked="" type="checkbox"/>	<input checked="" type="checkbox"/>

My effort

Excellent!




5

Healthy living

Lesson 1 Words

1 Read and circle. Then look and number.

- 1 go / do / play exercise
- 2 go to a bed / the bed / bed early
- 3 eat water / vegetables / drink
- 4 eat / play / drink water
- 5 play outside / fruit / exercise
- 6 go / drink / eat to the dentist
- 7 wash your bed / dentist / hands
- 8 eat / play / drink fruit



2 Look, read and complete.



- 1 Dad is washing his hands.
- 2 Mum is drinking _____.
- 3 Max is eating _____.
- 4 Gina is eating _____.
- 5 Lucy is doing _____.
- 6 Ollie is playing _____.

3 Read and complete.

- I try to stay healthy! I drink a lot of
 1 water and I try to eat lots of
 fruit and 2 _____. And I remember
 to wash my 3 _____ before I eat.
 My teeth are healthy because I remember
 to go to the 4 _____. It is
 important to do 5 _____, too. I play
 6 _____ with my friends. Sometimes,
 I don't go to bed 7 _____, so I feel
 tired in the morning.



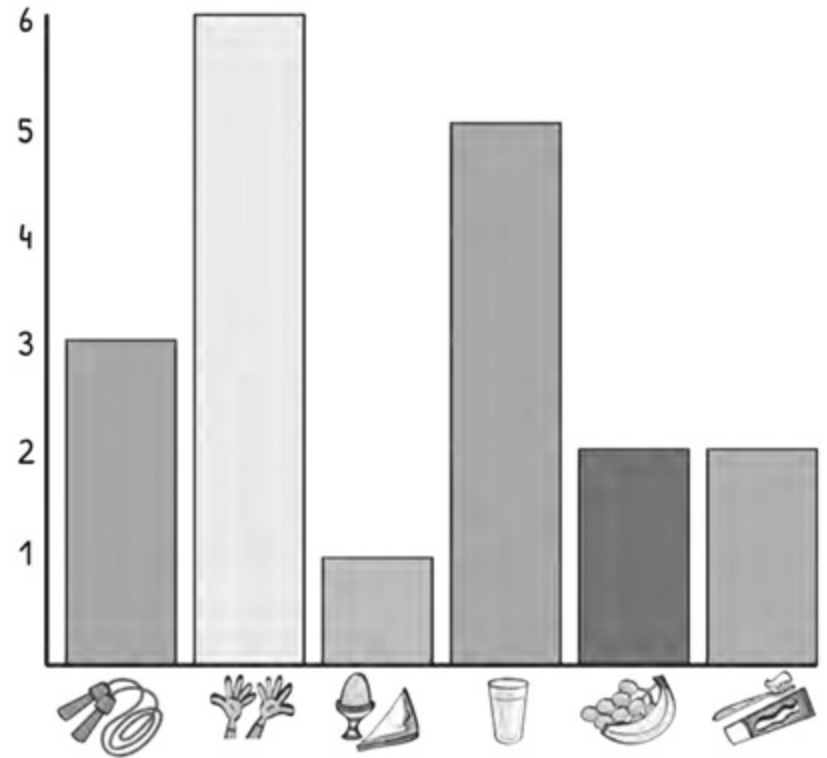
4 What do you remember or forget to do? Tick ✓. Then write.

I remember to ...	✓		
I forget to ...			
I remember to ...			
I forget to ...			

- 1 I remember to drink water. _____
- 2 _____
- 3 _____
- 4 _____
- 5 _____
- 6 _____

1 Look and read. Then write *T* (True) or *F* (False).

- 1 I drink water six times a day. F
- 2 I brush my teeth twice a day.
- 3 I do exercise six times a day.
- 4 I eat fruit twice a day.
- 5 I have breakfast once a day.
- 6 I wash my hands five times a day.



2 Answer for you.



1 How often do you eat vegetables?
I eat vegetables _____.

2 How often do you do exercise?
I do exercise _____.



3 How often do you play outside?
I play outside _____.

4 How often do you watch TV?
I watch TV _____.



5 How often do you drink juice?
I drink juice _____.

6 How often do you walk in the park?
I walk in the park _____.



3 Look, read and complete.

once a week
twice a month
four times a month
every Sunday
every day
four times a week

Rob

- 1 Rob eats pizza once a week.
- 2 He has a shower _____.
- 3 He plays table tennis _____.
- 4 He goes to the cinema _____.
- 5 He bakes cupcakes _____.
- 6 He skateboards _____.

4 Look at Rob's diary. Write questions and answers.

- 1 How often does Rob play football?
Twice a week.
- 2 _____

- 3 _____

- 4 _____

- 5 _____

- 6 _____

Name: Rob My Week

Mon	Tue	Wed
 get up early	 get up early	 get up early
 play football	 go to the library	 meet friends
Thur	Fri	Sat
 get up early	 get up early	 go shopping
 go to the library	 play football	 meet friends
	 meet friends	 meet friends
		Sun
		 go to the museum

1 Complete. Then look and number. ~~do~~ do go go play play

1 ___do___ art

2 _____ swimming

3 _____ volleyball

4 _____ video games

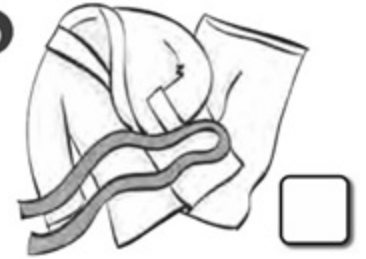
5 _____ fishing

6 _____ karate

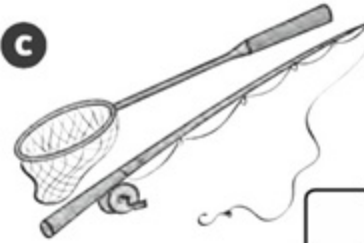
a



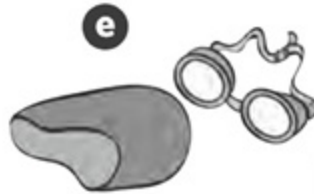
b



c



e




f



d



2 What do they do to relax? Look and complete.



1 They ___play volleyball___.

2 She _____.

3 He _____.

4 She _____.

5 They _____.

6 She _____.

3 Look and complete. always often sometimes never

catch a train do art do karate go fishing ~~take photos~~ watch a film



1 She sometimes takes
photos.



2 He _____
_____.



3 She _____
_____.



4 We _____
_____.



5 They _____
_____.



6 He _____
_____.

4 Answer for you.

1 What do you always do in the morning?

2 What do you and your family sometimes do at the weekend?


3 What do you often do with your friend?

4 What do you never do at night?

5 What do your parents often do in the evening?

1 Read the story. How does Laila feel at the end of the story?

Time to relax!



2 Read again and match.

- 1 Laila always plays the piano
- 2 She sometimes plays the piano
- 3 She never
- 4 She is tired so
- 5 She plays well

- a when she relaxes.
- b goes to bed early.
- c she can't play the piano.
- d in the afternoon.
- e in the morning.

3 Circle the correct answer.

- 1 What does Laila do every day?
 (a) play the piano b play with her friends
- 2 How often does Laila go to bed late?
 a never b always
- 3 What does Laila never do at school?
 a play the piano b play outside
- 4 What does Laila need to do?
 a practise for the concert b study
- 5 Why can't Laila play at the school concert?
 a She's tired. b She's hungry.
- 6 What activity helps Laila relax?
 a playing volleyball b playing video games



4 Tick ✓ and colour.

1 Tick. I like the story because ...

I play volleyball. I like music. I need to relax more.

2 Tick. I think this story is ...

3 Colour. My story rating is ...



Reading


1 Read and complete. Then look and number. **careful high quick slow**

1 Chess is difficult. He needs to be careful.

2 Football players are _____.

3 We do _____ jumps in volleyball.

4 The moves in t'ai chi are _____.



2 Why does Juan like beach football? Read and write *T* (true) or *F* (false).

⏪ ⏩ ↻


+

🏠


I love beach football!

👍
🔗

In Brazil, people like playing sports like volleyball and football on the beach. I often play football with my friends after school. We always go to a big beach in Rio de Janeiro called Ipanema Beach. Beach football is slower than football because it's difficult to run on the sand. I love beach football because I don't wear shoes and I can go swimming, too. I also like team sports. Do you play any team sports?



Juan



Juan likes beach football because ...

- | | |
|--|--|
| 1 it's a fast sport. <input type="checkbox"/> | 4 he can go swimming. <input type="checkbox"/> |
| 2 he plays it with his friends. <input type="checkbox"/> | 5 it's a team sport. <input type="checkbox"/> |
| 3 he likes running with shoes. <input type="checkbox"/> | |



Writing

3 Choose and write sentences with *too*.

Capoeira is popular. I like tennis. It's dangerous.
~~It's interesting.~~ They play outside.

- 1 Chess is slow. It's interesting, too.
- 2 They play video games. _____
- 3 Skateboarding is fast. _____
- 4 I'm in the cricket team. _____
- 5 Beach volleyball is popular. _____

4 Make notes about a popular sport or exercise in your country.

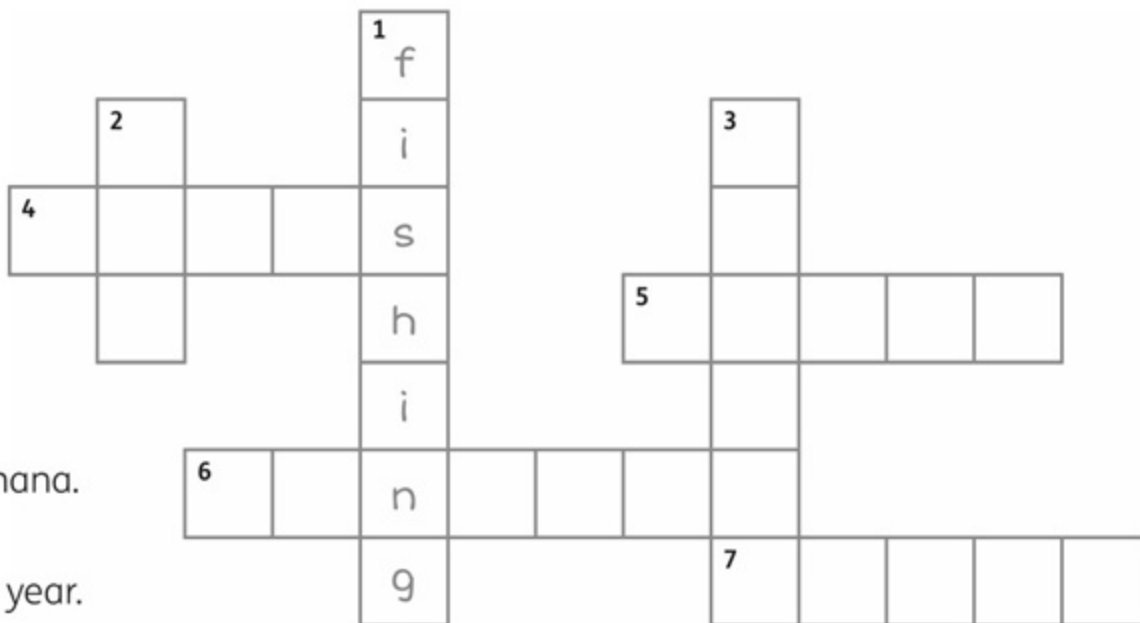


5 Write an online post about a popular sport or exercise in your country. Use your notes in **4** and Juan's post to help you.

Browser window template with search bar and writing area.

1 Write.

- 1 Let's go ... at the lake!
- 2 It's important to ...
vegetables every day.
- 3 She does
She can do a high kick.
- 4 Time for lunch.
Please wash your
- 5 I've got an apple and a banana.
I eat ... every day.
- 6 I go to the ... three times a year.
I want healthy teeth.
- 7 I go to bed at eight o'clock.
I go to bed



2 Read and complete.

- 1 My mum is a careful driver. (rcaflue)
- 2 I do _____ kicks in karate. (ghhi)
- 3 Tigers run fast. They are _____. (kqiuc)
- 4 I can swim, but I'm _____. (wlso)

3 Read and complete.

art do go play video games volleyball water

◀ ▶ ↻ +

🏠 Home
👤 About me
 Search

I'm Helen and I love going to the sports centre at the weekend. First, I ¹ go swimming and then I play ² _____. When I ³ _____ exercise, I always drink a lot of ⁴ _____. At home, I do ⁵ _____ with my brother or we play ⁶ _____. We often ⁷ _____ outside in the garden.

4 Read and write questions.

A ¹ How often do you do exercise?

B I do exercise every day.

A ² _____

B I drink water five times a day.

A ³ _____

B I go to the dentist twice a year.

A ⁴ _____

B I eat pizza once a month.

A ⁵ _____

B I eat vegetables every day.



5 Order the words.

1 brush We our night. teeth always at

We always brush our teeth at night.

2 to never He goes late. bed

3 play a games We once week. video

4 volleyball on play the sometimes beach. They

5 outside I three times play a day.

Unit 5 My progress

I can talk about staying healthy.

I can talk about how often people do things.

I can talk about how I relax.

I can read a story.

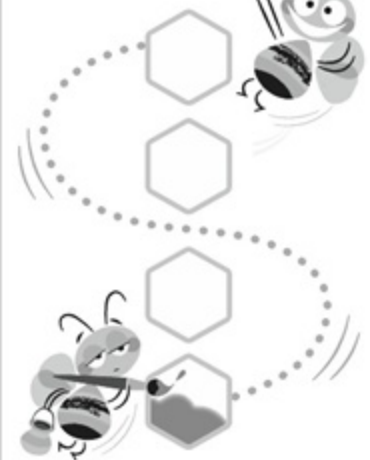
I can write an online post.

I can make a board game.



My effort

Excellent! 



6

In the kitchen

Lesson 1 Words

1 Look and match.

butter ●

milk ●

onions ●

mushrooms ●



● tomatoes

● chillies

● sugar

● flour

2 Look and complete.

Shopping list

1 butter

six ² _____

a bottle of ³ _____

four ⁴ _____

a big bag of ⁵ _____

seven ⁶ _____

three ⁷ _____

a small bag of ⁸ _____



3 Look, read and complete.


Easy hot milk cake!

For this cake, you need ¹ milk and ² _____. You also need ³ _____ and ⁴ _____.



Delicious salad!

For this salad, you need two ⁵ _____ and an ⁶ _____. You can put olives, peppers and ⁷ _____ in it, too.



4 Choose and complete.

Sue Let's make a fruit salad!

Ed We need _____ and _____.

Sue And we need _____.
What else?

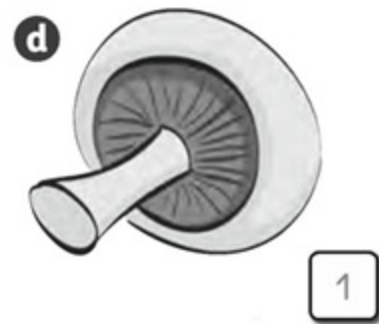
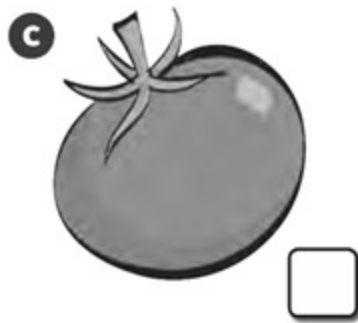
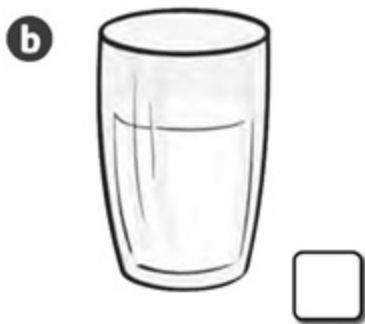
Ed We need _____, too.

Sue Great!



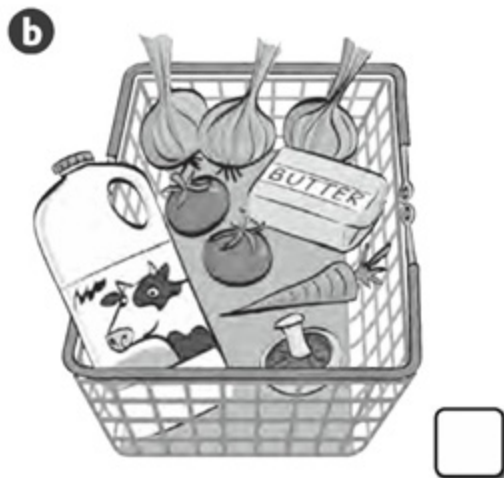
1 Read and circle. Then look and number.

- 1 There's / There are a mushroom.
- 2 There's / There are two tomatoes.
- 3 There's / There are some sugar.
- 4 There's / There are some milk.
- 5 There's / There are some mushrooms.
- 6 There's / There are a tomato.



2 Write *There's* or *There are*. Then look and tick ✓.

- 1 There are some chillies.
- 2 _____ some milk.
- 3 _____ an onion.
- 4 _____ two mushrooms.
- 5 _____ some butter.
- 6 _____ three carrots.



3 Look and complete.

There are some There aren't any There aren't any
 There isn't any There isn't any There's some



- 1 There's some milk.
- 2 _____ mushrooms.
- 3 _____ oranges.
- 4 _____ cheese.
- 5 _____ juice.
- 6 _____ eggs.

4 Look and write the answers.

- 1 Are there any bananas? Yes, there are.
- 2 Is there any milk? _____
- 3 Is there any bread? _____
- 4 Are there any olives? _____
- 5 Are there any biscuits? _____
- 6 Is there any cheese? _____




5 Look at the picture in 4 again. Write questions and answers.

a tomato an apple ~~cake~~ eggs sandwiches

- 1 Is there any cake? _____ No, there isn't.
- 2 _____
- 3 _____
- 4 _____
- 5 _____

1 Look and number.

- 1 add
- 2 measure
- 3 pour
- 4 mix
- 5 serve
- 6 chop



2 Look, read and complete.

add chop mix ~~pour~~ pour serve

Let's have a healthy snack!

First, ¹ pour the yoghurt into a big bowl. Choose some fruit like an apple and a banana. ² _____ the fruit.

³ _____ the yoghurt with the fruit. Then ⁴ _____ a little brown sugar on to the yoghurt and the fruit. Then you can ⁵ _____ some nuts. ⁶ _____ it cold. It's healthy and it's yummy!

3 Read and complete. Then look and number.

- 1 She's chopping an onion easily. (easy)
- 2 Our dad cooks _____. (good)
- 3 She can throw the pizza _____. (high)
- 4 They cook _____. (careful)
- 5 Mix the butter, sugar and eggs _____. (quick)
- 6 He's eating soup _____. (noisy)



4 Order the words. Then write the recipe.

- 1 ingredients the carefully. Measure
- 2 and the Mix quickly. sugar the butter
- 3 Add milk the eggs slowly. and the
- 4 the Cook well. cupcakes
- 5 quickly, Serve the cupcakes they when are hot.

How to make cupcakes!

- 1 Measure the ingredients carefully.
- 2 _____
- 3 _____
- 4 _____
- 5 _____



1 Read the story. What mistake does Little Crow make?

Little Crow's cheese

1 Giraffe, Hippo and Zebra are hungry.



2 Little Crow is eating her cheese.



3 The cheese falls down.



4 Little Crow is sad. She calls her dad.



5 Daddy Crow gives Little Crow some more cheese.



6 Little Crow eats her cheese, but she wants more food.



2 Read again and circle.

- 1  is hungry.
- 2  has got some cheese.
- 3  wants the cheese.
- 4  learns from a mistake.
- 5  gives everyone bananas.

3 Answer the questions.

1 What does Giraffe say to Little Crow?

2 Why is Little Crow sad?

3 Who gives Little Crow more cheese?

4 What does Little Crow learn?



4 Complete and colour.

1 **Complete.** I like the story because ...

_____.

2 **Complete.** I think this story is ...



3 **Colour.** My story rating is ...



Reading

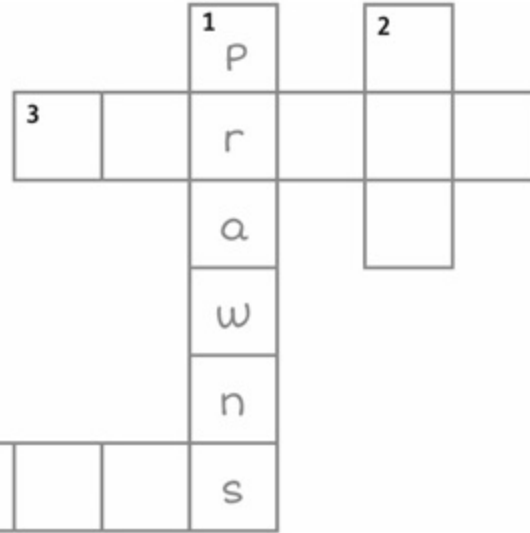
1 Look, read and write.



1 Let's have pasta with ...
for dinner.



2 Pour ... on the salad.



3 I can chop the



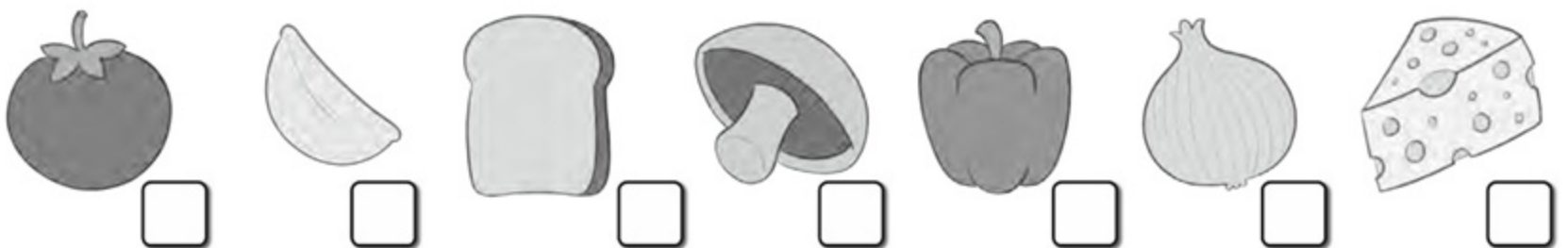
4 My grandma cooks
with lots of

2 What ingredients are not in Julia's recipe? Read and cross x.

A recipe from Spain!

I'm from Seville in Spain and one of my favourite dishes is 'gazpacho'. It's like soup, but it's cold. We eat it in summer when it's very hot. To make gazpacho, you need lots of tomatoes, some cucumber, one green pepper, one onion, some bread and some garlic. You also need some oil.

- First, chop the tomatoes, cucumber, peppers, onion and garlic.
- Put them in a mixer.
- Next, add the bread and oil.
- Then put the gazpacho in the fridge for half an hour.
- Finally, add some salt and serve cold.






Writing

3 Order the words. Then number.

<input type="checkbox"/>	garlic.	cook	Then	and the	the prawns	_____
<input type="checkbox"/>	serve	Finally,	with	the prawns	rice.	_____
<input type="checkbox"/>	1	chop	First,	garlic.	the	<u>First, chop the garlic.</u>
<input type="checkbox"/>	in	put	Next,	the pan.	oil	_____

4 Make notes about a recipe from your country.

		My recipe for _____	
Ingredients		Cooking steps	
_____	_____	_____	_____
_____	_____	_____	_____
_____	_____	_____	_____
_____	_____	_____	_____
_____	_____	_____	_____
_____	_____	_____	_____

5 Write a recipe from your country. Use your notes in **4** and Julia's recipe to help you.

My recipe for _____

1 Write. Then circle the odd one out.

1



pour



onion



tomato

2







3







4







2 Read and complete.

~~add~~ butter flour milk chop serve spices

1 Can you add some oil to the salad, please?

2 _____ the pancakes quickly, when they're hot.

3 There are a lot of _____ in Indian food.

4 My hands are white. There's _____ on them.

5 Do you drink _____ for breakfast?

6 I don't want any _____ on my bread.

7 Can you _____ these onions, please?

3 Look, read and complete.

1



2



3



4



5



6



- I love ¹ prawns! My dad cooks them with some ² _____ or ³ _____.
- Then he adds some ⁴ _____. He serves the prawns with ⁵ _____ and salad.
- I like lots of ⁶ _____ in my salad.

4 Look and correct the sentences.

1 There's an onion.

There are twelve onions.

2 There aren't any mushrooms.

3 There isn't any cheese.

4 There are some watermelons.

5 There's some butter.



5 Look, read and complete.

Amy We need to go to the supermarket.

¹ There isn't any salad.

Dad OK. ² _____ juice?

Amy Yes, there is. ³ _____ butter, too.

Dad Good. ⁴ _____ eggs?

Amy No. We need to get some. ⁵ _____
mushrooms, two tomatoes and three carrots.

Dad: Is there any cheese?

Amy No, ⁶ _____.



Unit 6 My progress



I can talk about food.



I can talk about what ingredients we've got.



I can talk about cooking.



I can read a story.



I can write a recipe.

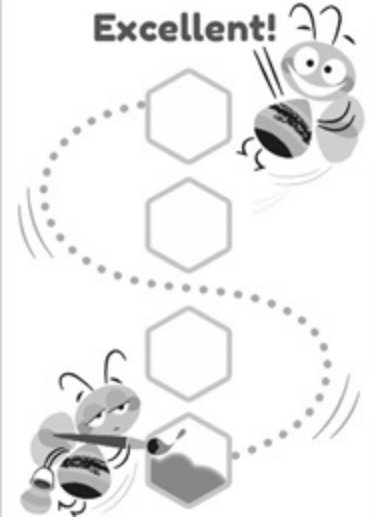


I can make a recipe book.



My effort

Excellent!



7

Family life


Lesson 1 Words

1 Match. Then look and number.

- | | |
|----------|----------------|
| 1 clear | the plants |
| 2 load | the car |
| 3 Hoover | my room |
| 4 clean | the dishwasher |
| 5 wash | the dinner |
| 6 cook | the floor |
| 7 water | the dishes |
| 8 wash | the table |



2 Look, read and complete.



Paul, can you clear the ¹ table and wash the ² _____, please?

Paul

Lucy, please clean your ³ _____ and Hoover the ⁴ _____.



Lucy



Max, please wash the ⁵ _____ and water the ⁶ _____.

Max

Suzy, can you load the ⁷ _____ and cook the ⁸ _____, please?



Suzy

3 Read and complete.

Hi! I'm Paul. In my family, we all have to help at home. On Monday, I have to ¹ clear the table after lunch. On Tuesday, I have to ² _____ and on Wednesday, I have to ³ _____ after dinner. On Thursday, I have to ⁴ _____ and on Friday, I have to ⁵ _____ . On Saturday, I have to ⁶ _____ and ⁷ _____ , too! On Sunday, I have to ⁸ _____ .

Jobs for Paul

- | | | |
|-------------|---|---------------------------------------|
| - Monday | → | clear the table after lunch |
| - Tuesday | → | water the plants |
| - Wednesday | → | wash the dishes after dinner |
| - Thursday | → | hoover the floor |
| - Friday | → | cook the dinner |
| - Saturday | → | wash the car
→ load the dishwasher |
| - Sunday | → | clean my room |

4 How do you help at home? Write four things you have to do every week.

My jobs


Job 1: _____

Job 2: _____

Job 3: _____

Job 4: _____

1 What did they do on Saturday afternoon? Look and match.



- | | |
|---------------------|-----------------------|
| 1 Grandma | a watered the plants. |
| 2 Dad | b cleared the table. |
| 3 Mum | c cleaned her room. |
| 4 Jack | d washed the dishes. |
| 5 Granddad and Lucy | e hoovered the floor. |
| 6 Zoe | f washed the car. |

2 What did they do on Sunday afternoon? Look, read and complete.

bake listen paint play play watch



- | | |
|---------------------------------|--|
| 1 Zoe <u>played</u> the guitar. | 4 Lucy _____ a picture. |
| 2 Dad _____ some cupcakes. | 5 Granddad _____ to his favourite music. |
| 3 Mum _____ a film on TV. | 6 Jack and Grandma _____ chess. |

3 Look, read and complete.

Monday	Tuesday	Wednesday	Thursday	Friday	Saturday	Sunday
play volleyball 	wash the dishes 	climb a rock 	play dominoes 	watch a film 	cook the dinner 	clean my room 

- Alex didn't play football on Monday.
- He _____ the dishes on Tuesday.
- He _____ a tree on Wednesday.
- He _____ video games on Thursday.
- He _____ a film on TV on Friday.
- He _____ a film at the cinema on Friday.
- He _____ the lunch on Saturday.
- He _____ the kitchen on Sunday.

4 What did you do last weekend? Complete for you.

- I cleaned / didn't clean my room. (clean)
- I _____ cupcakes. (bake)
- I _____ with friends. (play)
- I _____ the car. (wash)
- I _____ TV. (watch)
- I _____ to music. (listen)
- I _____ in the park. (walk)



5 Write sentences about things you did or didn't do at school yesterday.

dance kick a ball listen to music paint a picture
play outside talk to my teacher wash my hands watch TV

- _____ ✓
- _____ ✗
- _____ ✓
- _____ ✗

1 Read and number.

Grandma's party!

- 1 prepare food - Mum
- 2 invite guests - Grandpa
- 3 set the table - Jack
- 4 decorate - Dad
- 5 tidy up - Emma
- 6 dress up - Grandma




2 Complete the steps in the party planner.

6 Steps for the Perfect Party



invite guests



3 Read and complete the text with *had to* and the verbs.

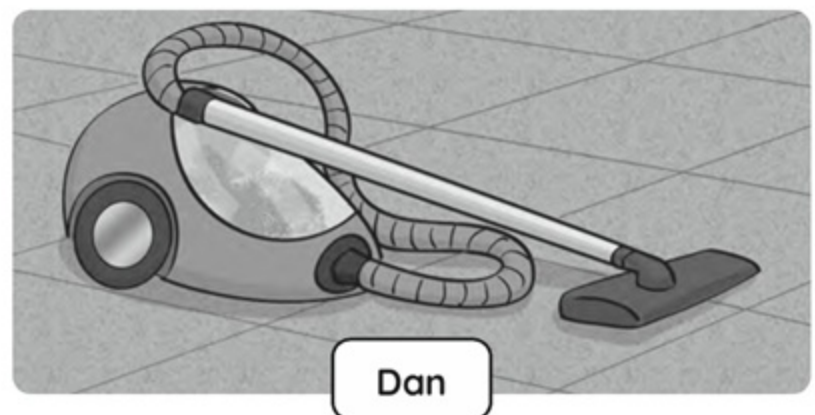
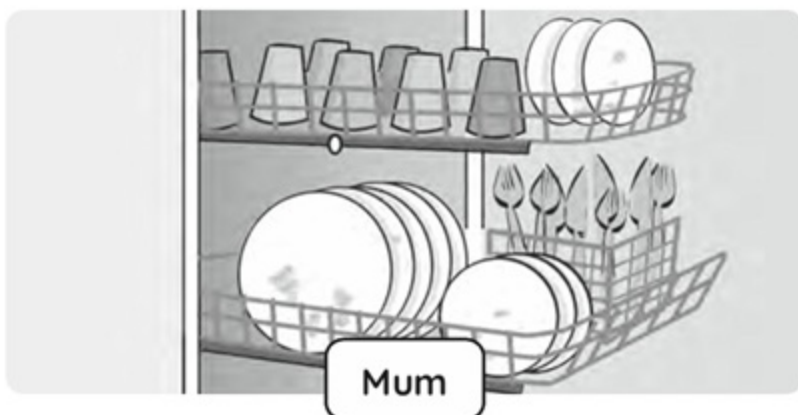

clean decorate dress invite prepare set

FROM Daisy
SUBJECT Sarah's party

It was Sarah's party on Saturday! On Wednesday, she ¹ had to invite guests. She invited all her friends from school. On Friday afternoon, she ² _____ her room and she ³ _____ the garden with balloons. Her brother Dan helped. Her mum ⁴ _____ the food. On Saturday morning, she ⁵ _____ the table and then she ⁶ _____ up. The party started at eleven o'clock. It was great!



4 What did they have to do after the party? Look and complete.



1 Sarah had to tidy up.

2 Her dad _____.

3 Her mum _____.

4 Her brother Dan _____.

1 Read the story. How did John help with the housework?

The tidy-up dance

1 Last Saturday, at breakfast ...



2 Everyone helped. But John didn't want to ...



3 John didn't help.



4 John listened to music in his room.



5 Then John listened to music and cleaned his room.



6 He helped in the kitchen, too.



2 Read again and match.

- 1 He listened to music. ●
- 2 He tidied up the living room. ●
- 3 He played video games. ●
- 4 She hoovered the floor. ●
- 5 He tidied up the shoes. ●
- 6 He cleaned his bedroom. ●



3 Write T (true) or F (false).

- 1 John didn't want to help tidy up. T
- 2 John wanted to go to the museum.
- 3 Everyone helped tidy up the living room.
- 4 John didn't help Mike with the shoes.
- 5 John had fun cleaning his room.
- 6 Mike and Carla liked John's tidy-up dance.

4 Complete and colour.

1 **Complete.** I like the story because ...
_____.

2 **Complete.** I think this story is ...


3 **Colour.** My story rating is ...


Reading

1 Read, look and write. **daughter** grandparents **parents** **son**

- 1 They're eating some salad. grandparents
- 2 She's drinking some juice. _____
- 3 They're laughing. _____
- 4 He's taking a photo. _____



2 Read and tick ✓ or cross x.

The best day of the year!

By Amy Davis



New Year's Eve is on 31st December. It's the last day of the year and people in the USA have big parties. My parents prepare lots of food for dinner. My grandparents, uncles, aunts and cousins come to our house. We all dress up and we wait for the new year. We go to bed very late. Last year, we had prawns for dinner. They were delicious! I danced with my cousins. I was tired the next day, but I was very happy, too.

- 1 New Year's Eve is in January.
- 2 Lots of people come to Amy's house on New Year's Eve.
- 3 Amy goes to bed after twelve o'clock on New Year's Eve.
- 4 Last year, Amy and her cousins played games.



Writing

3 Write the sentences in the past.

1 I decorate the living room.

I decorated the living room.

2 My parents prepare lots of food.

3 My grandparents dance at the party.

4 We all tidy up after the party.

4 Make notes about a family festival in your country.

Family festival:

How do you celebrate?

What happened last year?

5 Write a magazine article about a family festival in your country. Use your notes in **4** and Amy's article to help you.

1 Find, circle and complete.



1 wash the dishes



3 _____ up



5 _____ up



6 _____ the floor



7 _____ the table



2 _____ the plants



4 _____ my room



8 _____ the car

R	F	U	E	Q	U	N	B	Y	W
G	F	T	E	O	H	T	R	O	A
W	A	T	E	R	W	J	L	R	S
P	Y	G	D	R	E	S	S	E	H
E	Q	Z	S	J	N	M	N	J	A
Z	H	T	L	W	A	S	H	B	X
N	H	O	O	V	E	R	F	P	Q
V	P	T	I	D	Y	W	J	S	K
C	L	E	A	N	S	E	T	N	J

2 Read and complete.

cooked dishwasher grandparents ~~parents~~ prepared table

On Saturday afternoon, Peter and his

1 parents visited his

2 _____ . They stayed until late.

Grandma ³ _____ the dinner.

She ⁴ _____ lots of delicious food.

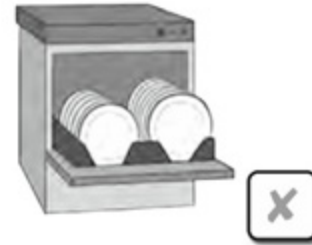
When they finished dinner, Peter's mum and dad

cleared the ⁵ _____ . Peter helped

Grandpa load the ⁶ _____ .



3 What did Ellie do at the weekend? Look, read and complete.



- 1 Ellie didn't cook the dinner.
- 2 She _____ the floor.
- 3 She _____ the plants.

- 4 She _____ the dishwasher.
- 5 She _____ her room.
- 6 She _____ the car.

4 Read and complete. What did they have to do after school?

Sue and Luke,
 Please tidy up after school. Sue, please can you Hoover the floor and load the dishwasher. Luke, please water the plants and clean your room. Then you can cook the dinner and set the table together. Thank you! 😊
 Dad

- 1 Sue had to Hoover the floor.
- 2 She _____.
- 3 Luke _____.
- 4 He _____.
- 5 Sue and Luke _____.
- 6 They _____.

Unit 7 My progress ✓

I can talk about helping at home.

I can talk about how I helped at home.

I can talk about what I had to do.

I can read a story.

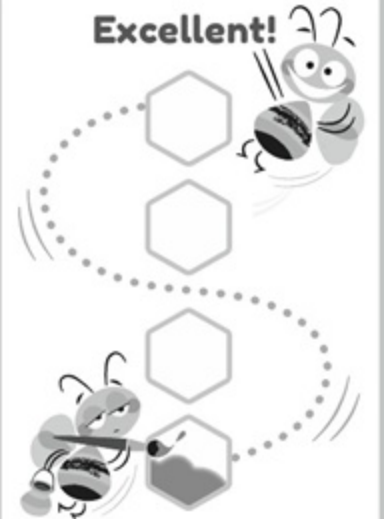
I can write a school magazine article.

I can make a family festivals poster.



My effort

Excellent!




8

Our history

Lesson 1 Words

1 Read, look and circle.

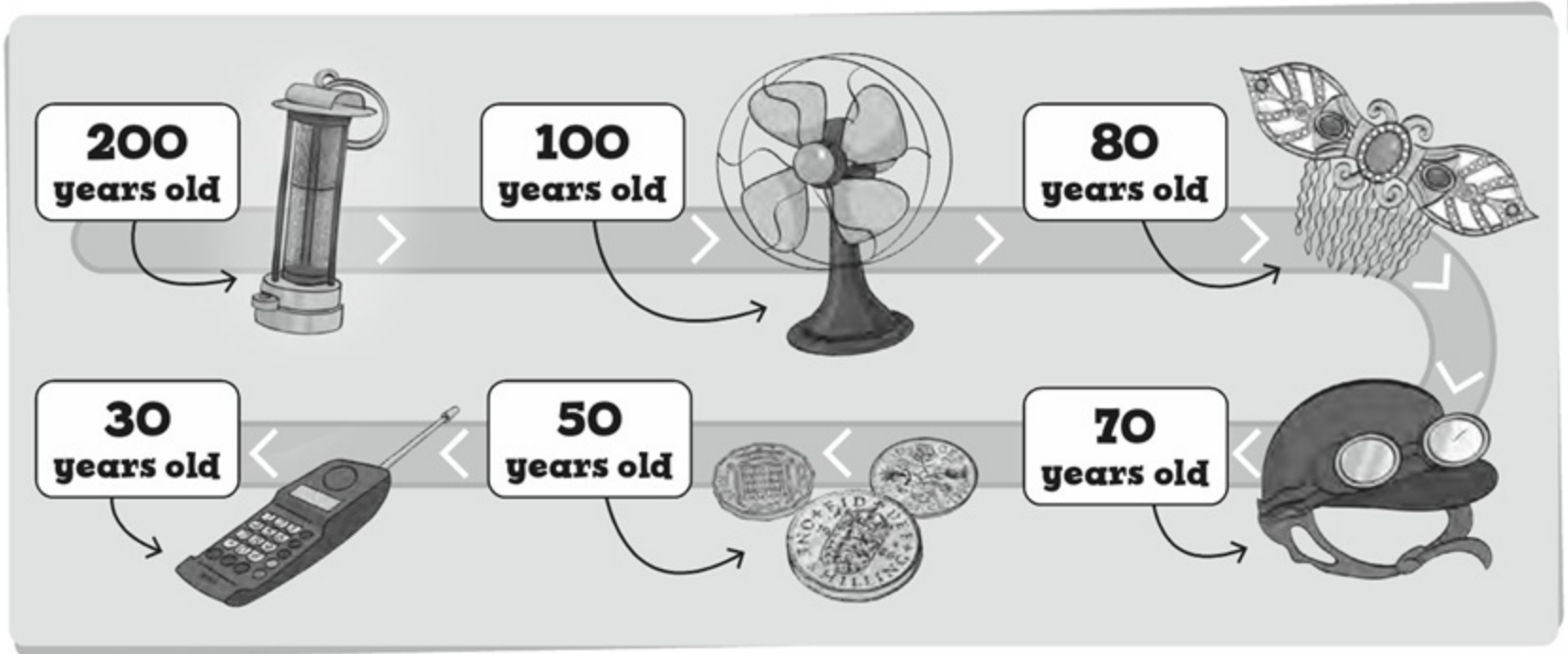
- | | | | |
|---------------------------------------|-----------------|----------------------------------|----------|
| 1 There are two bowls. | yes / no | 5 There's one tall lamp. | yes / no |
| 2 There are some coins next to a fan. | yes / no | 6 There are four fans. | yes / no |
| 3 There's a black phone. | yes / no | 7 There's a comb next to a doll. | yes / no |
| 4 There's one helmet. | yes / no | 8 There's a giraffe on the cup. | yes / no |



2 Read and complete.

- I tidied my hair with a comb this morning.
- I use a small _____ when it's hot.
- Let's put the salad in this big _____.
- I've got a _____ near my bed so I can read at night.
- The shop assistant in the supermarket gave me some _____.
- I talked with my grandparents on the _____.
- I've got a new _____ for skateboarding.
- This is my favourite _____ for hot drinks.

3 Look, read and complete.



1 The lamp is the oldest.

2 The _____ is 100 years old.

3 The _____ is 80 years old.

4 The _____ is 70 years old.

5 The _____ are 50 years old.

6 The _____ is 30 years old.

4 How old are the objects? Look and answer with your opinion.

1 I think the cup is 100 years old.

I'm not sure. I think it's 200 years old.


2 I think the bowl is 800 years old.

3 I think the phone is 100 years old.

4 I think the coins are 1,000 years old.

5 I think the fan is 500 years old.

6 I think the helmet is 300 years old.

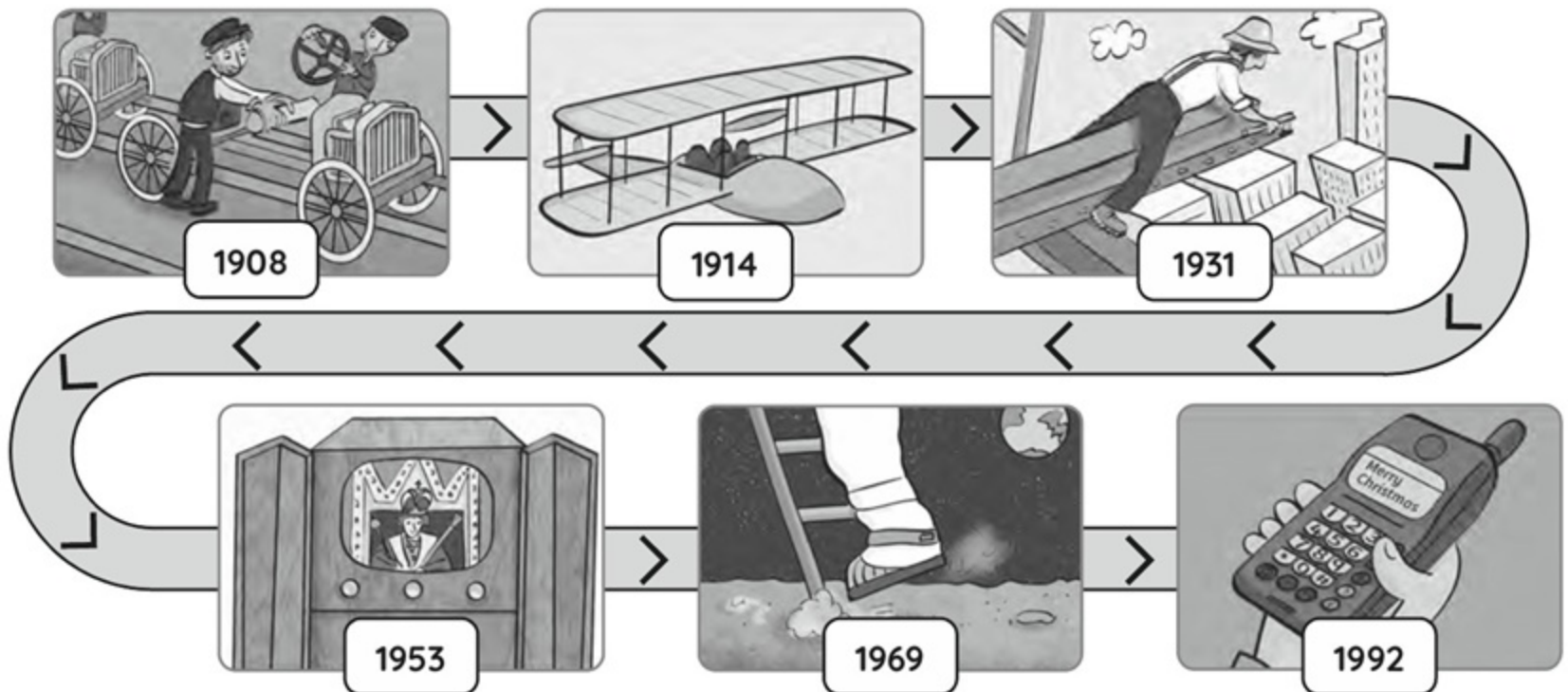


1 Look, read and circle.



- | | | | |
|-------------------------------------|---------|--|-------|
| 1 People built very tall buildings. | A / (B) | 4 They ate pizza. | A / B |
| 2 They had horses. | A / B | 5 They flew planes to other countries. | A / B |
| 3 They bought hats. | A / B | 6 Women wore long dresses. | A / B |

2 Look, read and complete.



- In 1908, workers made lots of cars in a factory. (make)
- In 1914, 16 people _____ in a plane. (fly)
- In 1931, workers _____ a very tall building called the Empire State Building. (build)
- In 1953, people _____ the new Queen of the UK on TV. (see)
- In 1969, astronauts _____ to the moon for the first time. (go)
- In 1992, a man _____ the first message on a phone. (write)

3 Read and complete.

FROM Julia

Hi George,

I ¹ went (go) to the museum with my school. We learned about life 1,000 years ago. We ² _____ (see) clothes, books and other things.

There was a shop at the museum with cool posters and books. I ³ _____ (not have) a lot of money so I ⁴ _____ (not buy) anything. But I ⁵ _____ (have) lunch at the museum café. I ⁶ _____ (eat) pasta and I ⁷ _____ (drink) juice. Next time, let's go together!

See you soon.

Julia



4 Look, read and complete. Use the affirmative or negative form.

On Sunday, ...

- 1 Ben didn't go to the museum. (go)
- 2 he _____ to the library with his grandma. (go)
- 3 they _____ lunch at a café. (have)
- 4 they _____ a sandwich, but they _____ tea. (eat, drink)
- 5 they _____ a bird on a statue. (see)
- 6 they _____ the train to go home. (catch)



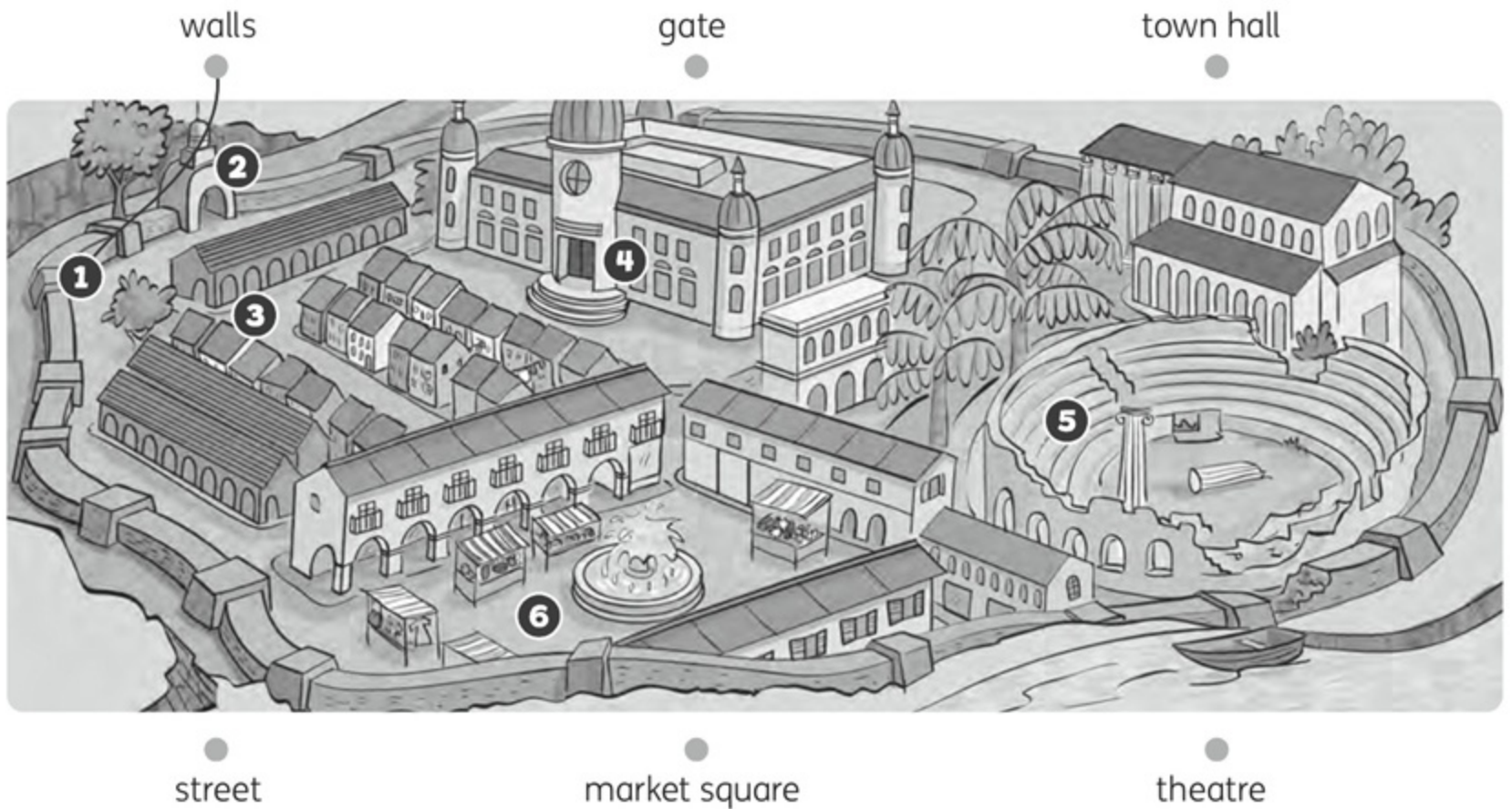
5 Look and write.

~~letters~~ chillies emails rice and beans tea trousers



- 1 In Ancient China, people wrote letters.
- 2 They _____.
- 3 _____.
- 4 _____.
- 5 _____.
- 6 _____.

1 Look and match.



2 Look, read and complete.



1 There was a town hall
and a _____.



3 There were narrow _____.



2 There were big _____
and a _____.



4 There was an ancient _____
for shows and sports.

3 Read and complete.

Tom I learned about the Mayans at the museum yesterday. They lived long ago.

Sarah ¹ Did they build big cities?

Tom Yes, they ² _____.

They built amazing pyramids, too.

Sarah Did ³ _____ have streets?

Tom Yes, they did.

Sarah Did they wear hats?

Tom ⁴ _____, they didn't.

They wore helmets with feathers.

Sarah Cool! ⁵ _____ eat pizza?

Tom No, they ⁶ _____. They ate beans, tomatoes and chillies!

Sarah ⁷ _____ have flour?

Tom Yes, ⁸ _____. But they didn't have butter.



4 What did they do? Look and write.

buy a mask drink water ~~see a pyramid~~ wear coats




1 Did she see a pyramid?

Yes, she did.



3 _____



2 _____



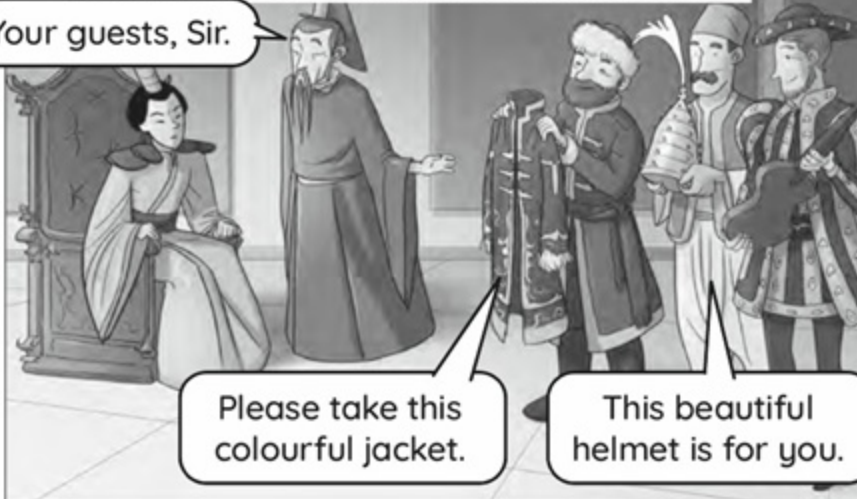
4 _____

1 Read the story. Why was Haruto angry?

Haruto's new friends

1 One day, three young men came to Haruto's palace with beautiful presents.

Your guests, Sir.



2 Haruto was very angry.



3 Haruto was still angry.



4 He couldn't stop feeling angry.



5 Then Haruto felt sad.



6 Haruto walked outside to the garden.



2 Read again. Correct the sentences. Change one word.

- 1 ~~Four~~ young men visited Haruto at his palace. Three
- 2 They gave Haruto a violin, a jacket and a cap. _____
- 3 The men didn't take off their shoes. _____
- 4 Haruto was happy with the men. _____
- 5 Haruto didn't thank the men for the party. _____
- 6 Haruto was tired at the end of the story. _____

3 Read and complete.

angry friends violin Haruto
helmet invited jacket take

Three men travelled a long way to visit ¹ Haruto at his palace. They had three presents: a beautiful ² _____, a colourful ³ _____ and a ⁴ _____. Haruto was angry because the men didn't ⁵ _____ off their hats. They were sorry, but he was still ⁶ _____. Then Haruto was sorry, too. He ⁷ _____ the men to come into the palace again. At the end, Haruto had three new ⁸ _____.



4 Complete and colour.

1 **Complete.** I like the story because ...
 _____.

2 **Complete.** I think this story is ... ○ ○ ○

3 **Colour.** My story rating is ... ☆ ☆ ☆ ☆ ☆

Reading

1 Look, read and complete.

clay stone wood wool



1 The Vikings made boats from wood.



3 They used _____ to make bowls.



2 The Vikings lived in houses made out of _____.



4 They used _____ to make their clothes.

2 Read and complete the fact file.

The Vikings

The Vikings came from Norway, Denmark and Sweden. Another name for the Vikings is 'Norsemen'. They lived from 800 to 1100 CE.

They spoke a language called Norse. The letters in the Norse alphabet were called 'runes'. They didn't write books, but they wrote short messages on wood and stone.

The Vikings built very strong ships from wood. They travelled a lot with their long ships. They went to Greenland, America, Turkey and other places.



Fact file

Another name for the Vikings: ¹ _____

The Vikings' language: ² _____

Name for the alphabet letters: ³ _____

They wrote on: ⁴ _____

Some places they travelled to: ⁵ _____



Writing

3 Match the headings to the paragraphs in the report in **2**.

- | | |
|----------------------|--------------------------------|
| 1 Paragraph 1 | a The Vikings' travels |
| 2 Paragraph 2 | b Who were the Vikings? |
| 3 Paragraph 3 | c The Viking language |

4 Read the notes. Then write them in the correct paragraph.
Think of a heading for each paragraph.

had two meals a day
didn't wear trousers
ate vegetables and lots of bread
wore white clothes
used spices to cook
wore sandals

ANCIENT EGYPT

Paragraph 4:

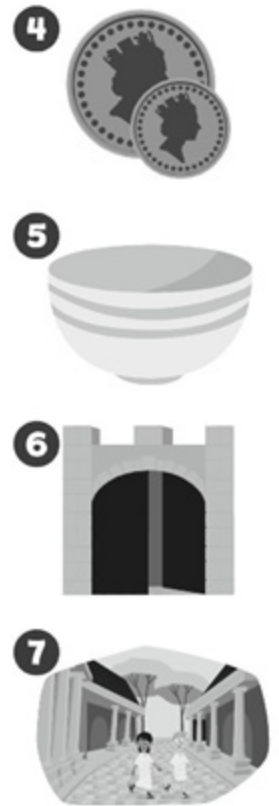
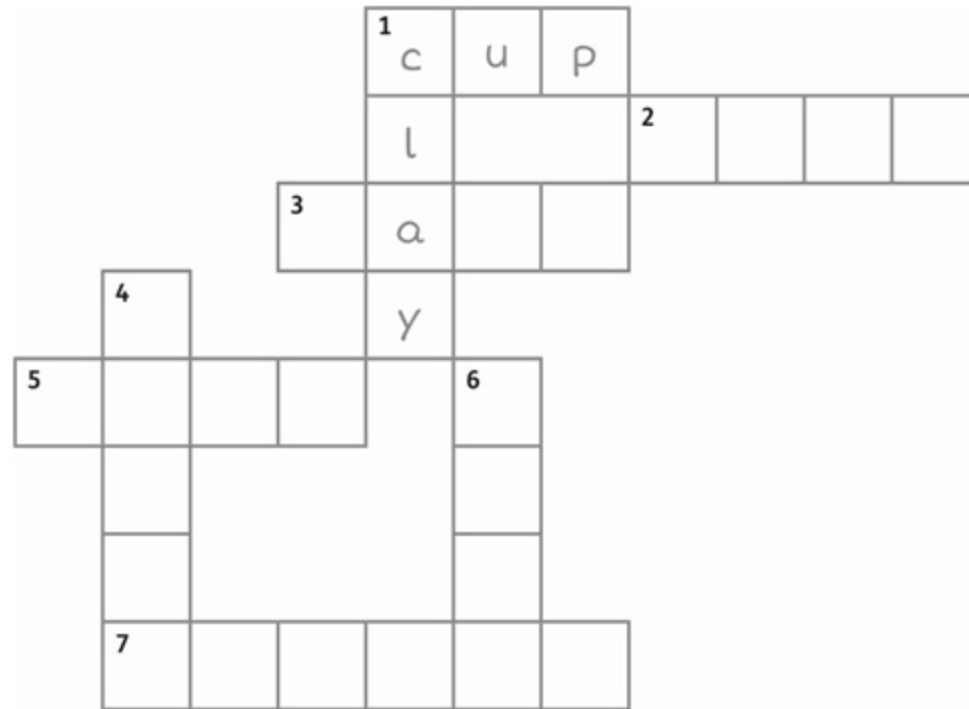
Paragraph 5:

5 Write two more paragraphs about Ancient Egypt.
Use your notes in **4** and the report in the Student Book to help you.

1 Read and match.

- | | |
|-----------------------|--------------------------|
| 1 My mum drinks tea | a when I ride my bike. |
| 2 They used stone | b in this blue cup. |
| 3 The town hall | c the market square. |
| 4 I wear a helmet | d is next to the museum. |
| 5 We watched the show | e to make that statue. |
| 6 I bought apples at | f at the theatre. |

2 Write.



3 Read and write.

- 1 People watched shows here.
- 2 We use this to make socks, trousers and dresses.
- 3 They were tall and wide.
- 4 You need to wear it to ride your bike.
- 5 People made bridges and boats with this.
- 6 You can buy fruit and vegetables here.
- 7 People use it when it's hot.
- 8 You can talk to people and send messages with this.

t h e a t r e
w _____
w _____
h _____
w _____
m _____
s _____
f _____
p _____

4 Read and tick ✓.



1 They didn't go to the museum.
 They went to the museum.



3 He saw a helmet.
 He didn't see a helmet.



2 She didn't buy a fan.
 She bought a fan.



4 They drank tea.
 They didn't drink tea.

5 Complete the questions about Ancient China. Think and write the answers.

- | | | | |
|---|----------------|------------------------------|----------------|
| 1 | Did they build | a huge wall? (build) | Yes, they did. |
| 2 | | yellow clothes? (wear) | _____ |
| 3 | | emails? (write) | _____ |
| 4 | | things with coins? (buy) | _____ |
| 5 | | tea? (drink) | _____ |
| 6 | | tomatoes or chillies? (have) | _____ |

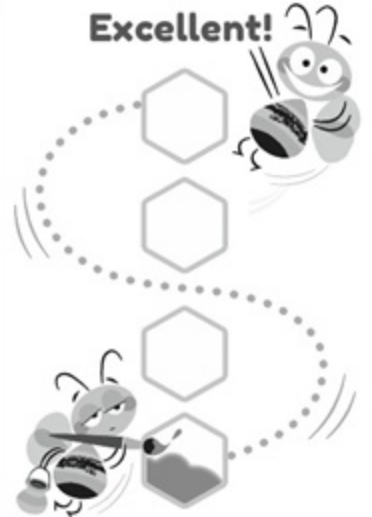
Unit 8 My progress ✓

- I can talk about how old things are.
- I can talk about life in the past.
- I can describe a Roman town.
- I can read a story.
- I can write a report.
- I can make a museum display.



My effort

Excellent!

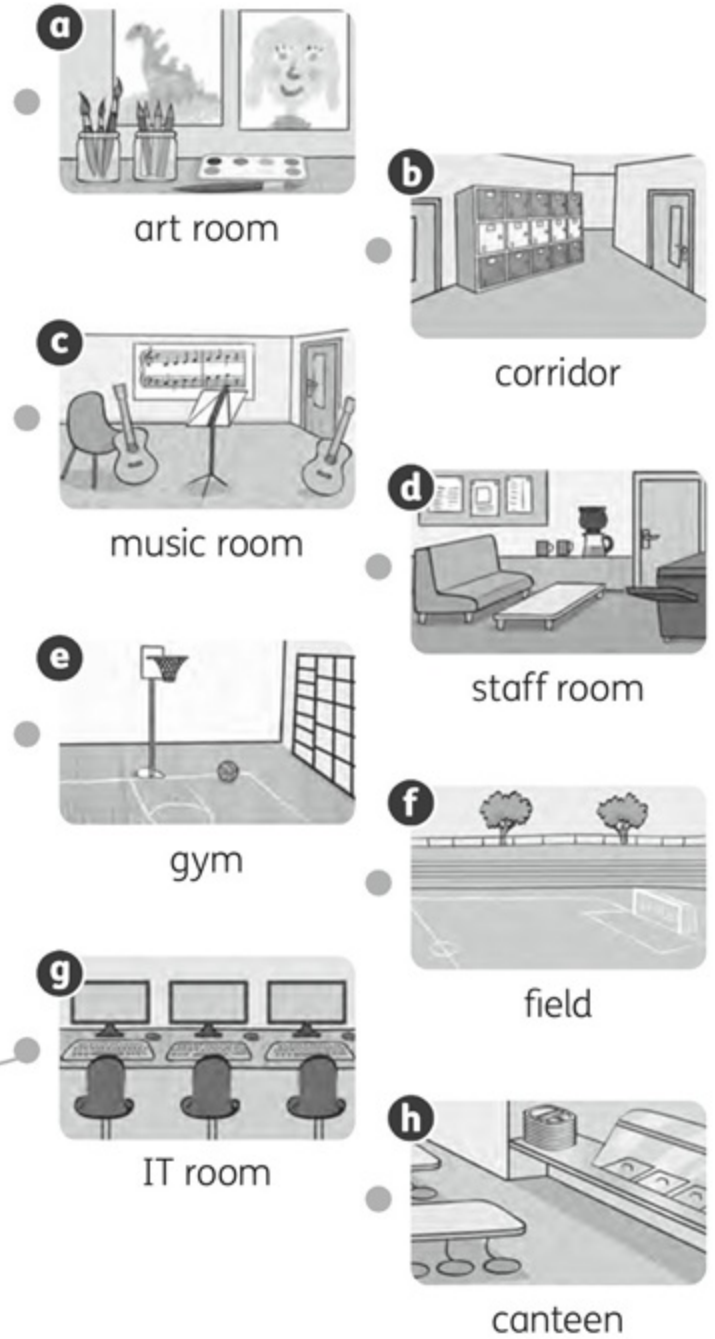
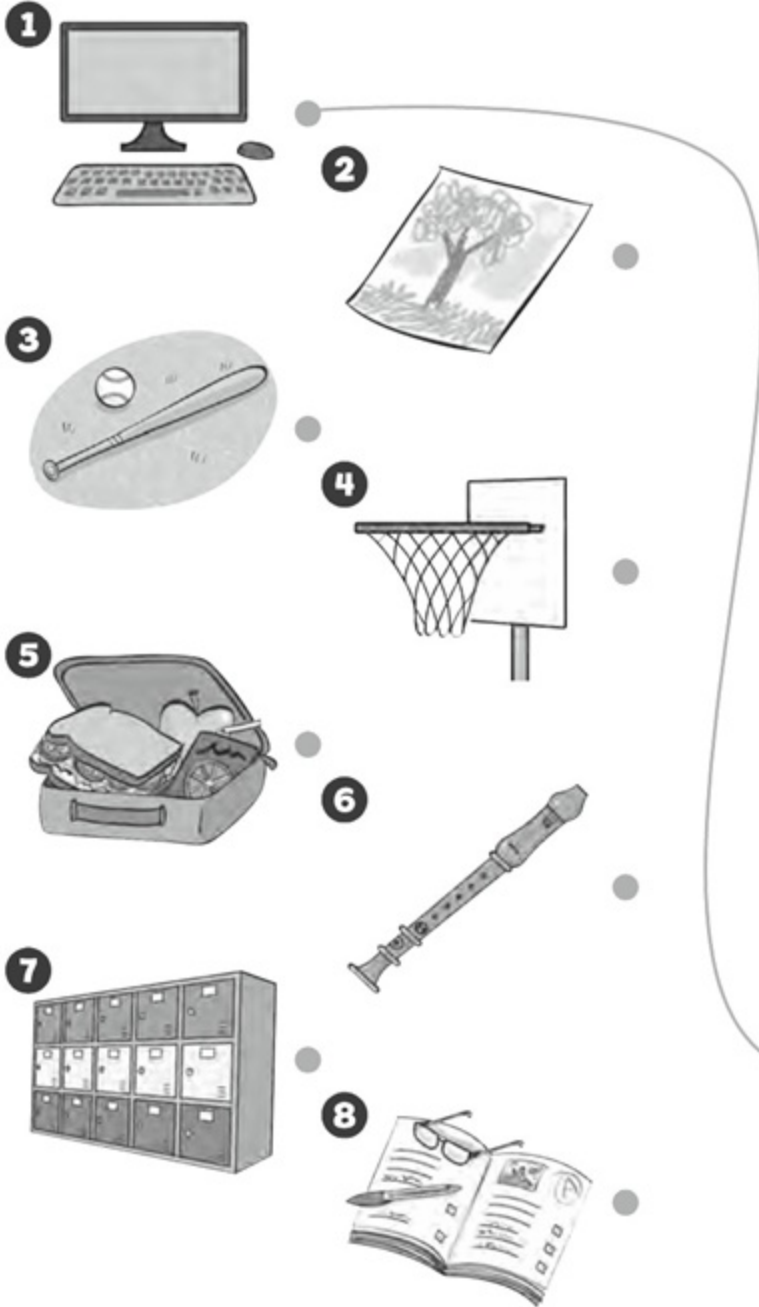


9

School life

Lesson 1 Words

1 Where can you find these things? Match.

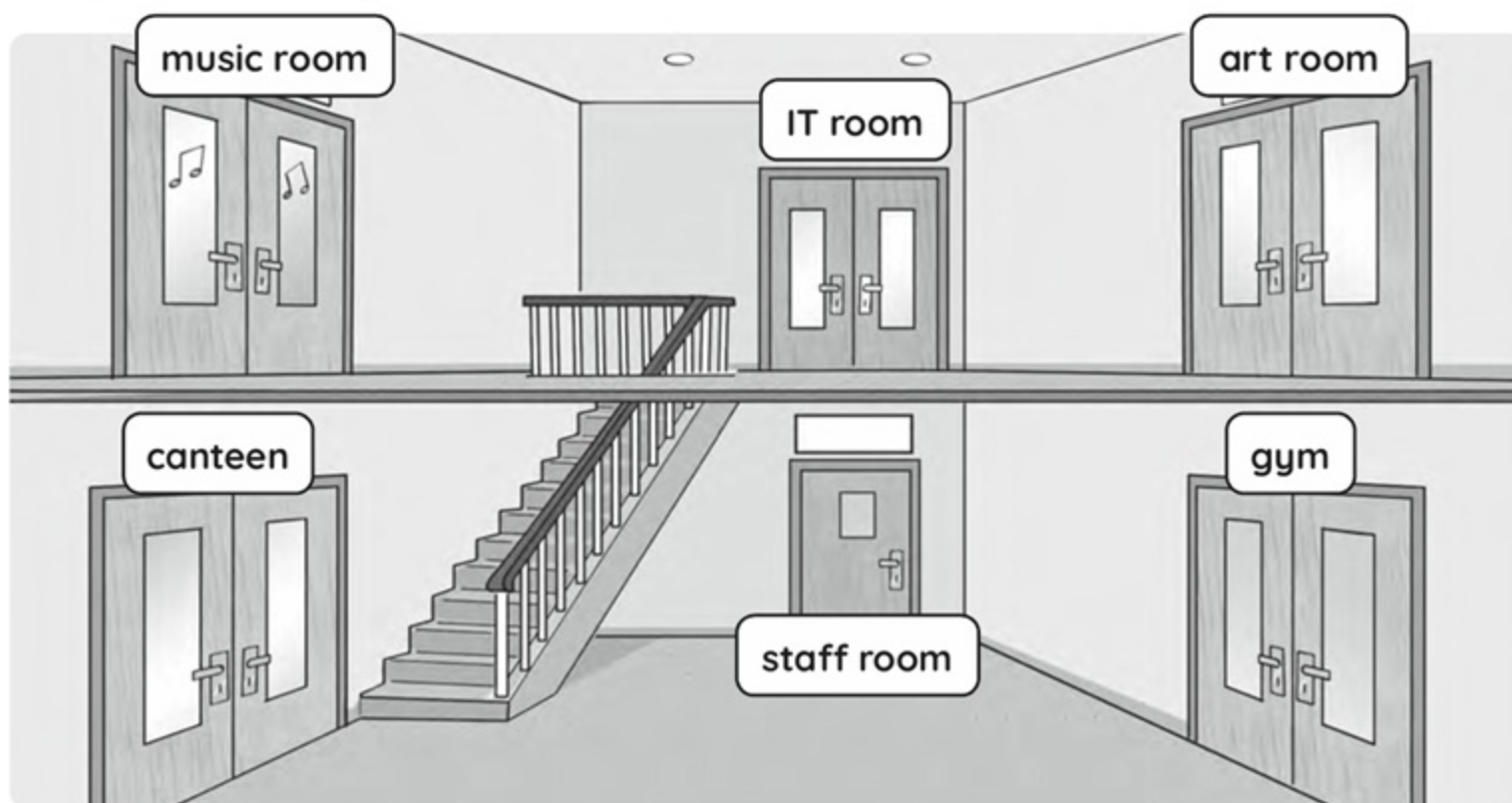


2 Read and complete.

- 1 I'm hungry. Let's go to the canteen !
- 2 I'm writing an email in the _____.
- 3 Let's draw flowers in the _____ !
- 4 My classroom is at the end of this _____.

- 5 The teachers have got a meeting in the _____.
- 6 We play football on the _____.
- 7 I play basketball in the _____.
- 8 I like singing in the _____ !

3 Look, read and complete.



- 1 The music room is upstairs on the left.
- 2 The _____ is downstairs on the right.
- 3 The _____ is downstairs on the left.
- 4 The _____ is upstairs on the right.
- 5 The _____ is downstairs, straight ahead.
- 6 The _____ is upstairs, straight ahead.

4 Read and complete.

help left looking lost room there

Tom Can I ¹ help you? Are you ² _____?

Sue Yes. I'm ³ _____ for the music ⁴ _____.

Tom It's over ⁵ _____, on the ⁶ _____.

Sue Great! Thanks.

5 Look at the picture in **3** again. Write a conversation.

A Can I help you? _____

B _____

A _____

B _____

1 Read and circle the object pronouns. Then tick ✓.




1 I saw him in the art room.



4 We use it in the IT room.



2 We sing with her in the music room.



5 She wants to sit with him.



3 Come with me.



6 Look for him in the staff room.

2 Read and circle.

Last week, I had my first day at school.
My grandma gave me / him a present.
I opened her / it. It was a beautiful new bag!
I said 'thank you' to my grandma and I gave
her / you a big kiss. Yesterday, I was sad.
I lost my new bag. I couldn't find me / it at home!
My friend Tom said, 'I can help you / him!' He found her / it in the music room.
I was happy! I gave him / her an apple.



3 Look, read and and complete.

her it me ~~them~~ them us

1 Katie lost her trainers. She found them in the gym.



3 My class teacher asked _____ a question.



5 Mr Harris gave _____ a new ball.



2 Would you like to play with _____?



4 Joe painted a picture. Jack liked _____.



6 We gave _____ some flowers.

4 Rewrite the sentences using pronouns.

1 Mum asked **my sister** to wash the dishes. Mum asked her to wash the dishes.

2 The teacher gave **the children** some homework. _____

3 I'm meeting **my friends** at the park. _____

4 I lost **my bag**. _____

5 Do you want to sit with **me and Josh**? _____

5 Read the questions and complete the answers for you. Replace the **bold** words with object pronouns.

1 How often do you use **pens and pencils** in class?

I use them every day.

2 Where can you find **your head teacher**?

I can find _____.

3 Why do you like **your classroom**?

I like _____.

4 Where do you meet **your friends** at school?

I meet _____.

5 What did your English teacher say to **you and your classmates** last week?

He / She asked _____ to _____.

1 Number and circle.

1 share

2 listen in class

3 shout

4 be kind

5 be on time

6 run inside



Do ✓ Don't ✗



Do ✓ Don't ✗



Do ✓ Don't ✗



Do ✓ Don't ✗




Do ✓ Don't ✗



Do ✓ Don't ✗

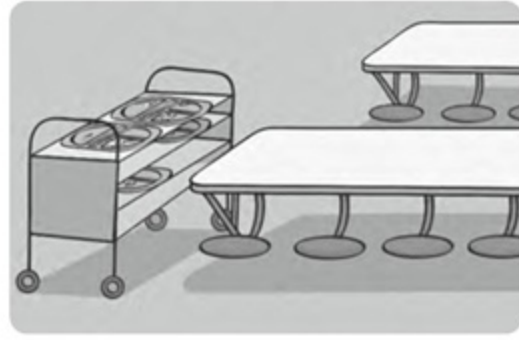
2 Read and complete.

News	Meet the teachers	Library	After school clubs	Homework
				
<p>Hello, children. Welcome to Parkside School. These are our school rules. Help your friends. Say 'please' and 'thank you'. Be ¹ <u>kind</u>!</p> <p>Put your hand up in class and speak quietly. Don't ² _____.</p> <p>Walk in the corridors and in the classrooms. Don't ³ _____ inside.</p> <p>If you haven't got your book, please ⁴ _____ with your friend.</p> <p>Please ⁵ _____ in class. Be quiet when your teacher is talking.</p> <p>And don't forget! Get up early and be ⁶ _____ for school.</p>				

3 Look, read and complete with *must* or *mustn't*.



1 You must wear trainers in the gym.




4 You _____ clear the tables in the canteen.



2 You _____ share the paints in the art room.



5 You _____ bring food in the IT room.



3 You _____ leave instruments on the floor in the music room.



6 You _____ ask to go into the staff room.

4 What are the rules in your school library? Write and draw.

1 _____

2 _____

1 Read the story. Who is kind to Max?

Everyone is a winner!



2 Read again and circle.

- 1 Max could / couldn't play on the team.
- 2 Elephant was / wasn't kind to Max.
- 3 Max could / couldn't run fast with the ball.
- 4 Max could / couldn't kick the ball.
- 5 Max helped / didn't help his team to win.



3 Read and number the events in order.

- a Max's team were the winners. _____
- b Max climbed onto Tiger. _____
- c Max kicked the ball high. _____
- d Max wanted to play in the match. 1
- e Max ran fast. _____
- f The other team kicked the ball high. _____

4 How does Max feel after the game? Tick.

a



b



c



5 Complete and colour.

1

Complete. I like the story because ...

_____.

2

Complete. I think this story is ...



3

Colour. My story rating is ...



Reading

1 Read and number.

1 I go to school on public transport.

2 I go to school by school bus.

3 I go to school on foot.

4 I go to school by car.



2 Read and answer.

Hi! I'm Elliot and I live in Canada. My house is far from school. I never go to school on foot. I go by bus or by car. My journey to school is about 45 minutes by bus and ten minutes by car.

When I go to school by bus, I must leave home at seven o'clock. I wait at the bus stop with my friends. We talk about school and other things. When we are on the bus, we must sit down and we mustn't shout.

When I go to school by car, I leave home later, so I can sleep more. In the car, I can listen to music. I like going to school by car because it's faster, but I miss my friends.



- 1 Does Elliot go to school on foot? _____
- 2 How long is the journey to school by car? _____
- 3 Who does Elliot talk to on the school bus? _____
- 4 What must Elliot do on the school bus? _____
- 5 What can Elliot do in the car? _____
- 6 Why does Elliot like going to school by car? _____



Writing

3 Match the paragraphs from the personal account in **2** to the topic sentences.

1 Paragraph 2

a On Fridays, I travel to school by car.

2 Paragraph 3

b I usually travel to school by bus.

4 Make notes about your journey to school.

My journey to school

- Where is your school? How far is it from your house?

- How do you go there?

- How long is your journey to school?

- What must / mustn't you do on your journey to school?

- What's nice / fun about your journey to school?

5 Write a personal account about your journey to school.

Use your notes in **4** and Elliot's account to help you.

Blank lined writing area for the personal account.

1 Look at the code. Write and match.

a	b	c	d	e	f	g	h	i	j	k	l	m
1	2	3	4	5	6	7	8	9	10	11	12	13

n	o	p	q	r	s	t	u	v	w	x	y	z
14	15	16	17	18	19	20	21	22	23	24	25	26

1 a r t r o o m

1 18 20 18 15 15 13

2 _____

7 25 13

3 _____

19 20 1 6 6 18 15 15 13

4 _____

3 15 18 18 9 4 15 18

5 _____

3 1 14 20 5 5 14

6 _____

6 9 5 12 4

a



b



c



d



e



f



2 Read and match.

1 IT

a bus

2 public

b inside

3 school

c transport

4 on

d kind

5 be

e room

6 run

f foot

3 Read and complete. car field listen music share time

1 We must come to school on time.

2 We play football on the school _____.

3 Pat hasn't got his book. Please can you _____?

4 You must _____ in class when the teacher is talking.

5 We play the guitar and sing in the _____ room.

6 I go to school by _____. My mum always drives.

4 Rewrite the sentences using object pronouns.

- 1 My class teacher asked a question. (me) My class teacher asked me a question.
- 2 Katie meets her friends at the park. (them) _____
- 3 Can you see the door on the left? (it) _____
- 4 Alex helped Lucy and me find the gym. (us) _____

5 Read the bus rules. Complete with *must* or *mustn't* and the words.

be noisy ~~eat food~~ stand up talk



1 You mustn't eat food on the bus.



3 You _____ for older people.



2 You _____ to the bus driver.



4 You _____ on the bus.

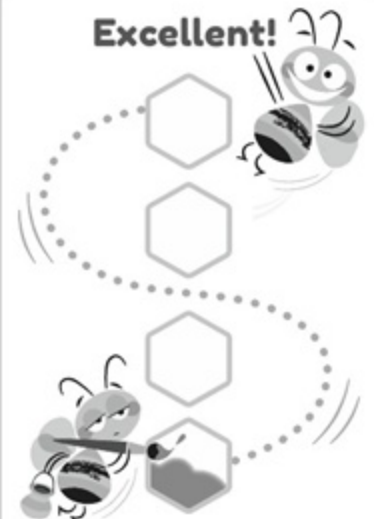
Unit 9 My progress ✓

- I can talk about places in school.
- I can give directions.
- I can replace nouns with pronouns.
- I can talk about rules.
- I can read a story.
- I can write a personal account.
- I can design a school.



My effort


Excellent!



1 Look and circle.




visit a castle
go snorkelling



go sightseeing
see a show



have a barbecue
take a boat trip



see a show
go sightseeing



go snorkelling
go hiking




visit a castle
go to the beach

2 Read and complete.

barbecue beach snorkelling ~~show~~ sightseeing castle hiking boat trip

- 1 We can see a show on Saturday.
- 2 They can't go _____ in the countryside because it's raining.
- 3 Would you like to have a _____ on Sunday?
- 4 I want to visit a _____ in France.
- 5 Do you want to go _____ in London with us?
- 6 Can we take a _____ on the lake?
- 7 They go _____ in the sea every summer.
- 8 Let's go to the _____ and make a sandcastle!

3 Look, read and complete.



- 1 Yasmin is taking a boat trip.
- 2 John is having a _____.
- 3 Kim is going _____.
- 4 Ahmed is going _____.
- 5 Anna is going _____.
- 6 Ben is going to the _____.

4 Complete the question. Then answer for you.

1 Why don't we visit a castle ?

I'd rather _____.



2 Why don't we _____ ?

I'd rather _____.



3 _____ ?

_____.



1 Read and write S (Sarah) or H (Harry).

Harry What are you going to do on holiday?

Sarah I'm going to visit my grandparents in New York.



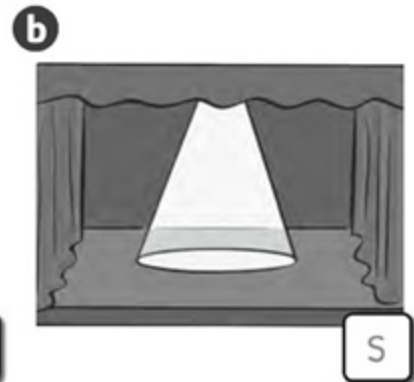
Harry Great! What are you going to do?

Sarah I'm going to see a show and I'm going to go sightseeing. There are amazing buildings there. I'm not going to go to the beach, but I'm going to have a barbecue with my grandparents.

Harry I'm going to go on holiday, too.

Sarah What are you going to do?

Harry I'm going to go to the beach. I'm not going to go sightseeing, but I'm going to take a boat trip. I'm going to go snorkelling.



2 Look, read and complete.



Luke



Carla



Will



Alice
















Luke: I ¹ 'm not going to take a boat trip. I ² _____ have a barbecue.

Carla: I ³ _____ go sightseeing. I ⁴ _____ see a show.

Will: I ⁵ _____ go snorkelling. I ⁶ _____ visit a castle.

Alice: I ⁷ _____ go to the beach. I ⁸ _____ go hiking.

3 What is Helen's family going to do on holiday? Look, read and complete.

	Monday	Tuesday	Wednesday	Thursday
				
				
				

- Helen's parents aren't going to go to the beach on Tuesday.
- Helen _____ visit a castle on Wednesday.
- Helen's grandparents _____ go shopping on Tuesday.
- Helen _____ take a boat trip on Monday.

4 Look at **3** again. Correct the sentences.

- Helen's parents are going to go to the beach on Monday.
Helen's parents aren't going to go to the beach on Monday.
- Helen's grandparents are going to visit a castle on Wednesday.

- Helen is going to go shopping on Tuesday.

- Helen is going to go to the beach on Wednesday.

5 Read the questions and write answers for you.

- What are you going to do next weekend?
I'm going to _____ . I'm not going to _____ .
- What's your friend going to do on Saturday?
_____ . _____ .
- What's your family going to do at the weekend?
_____ . _____ .

1 Read and match.

1 I'm going to take a towel and sun cream.

2 Ruby's going to take a camera and a backpack.

3 Fred's going to take a backpack and a raincoat.

4 Linda and Tim are going to take two towels and swimsuits.



2 Look, read and complete.

1 The backpack is on the table.


2 The _____ is in the backpack.

3 The _____ is in front of the backpack.

4 The _____ is next to the backpack on the left.

5 There are two _____ behind the backpack.

6 The _____ is next to the backpack on the right.



3 Read and complete.

Julia I'm going to go to the beach on Sunday with my grandparents.

Tom Great! ¹ Are you going to take a swimsuit?

Julia No, I ² . It's going to be cold.
My grandpa's going to take his boat.

Tom ³ you take a boat trip?

Julia Yes, we ⁴ .

Tom ⁵ your grandpa go fishing?

Julia Yes, he ⁶ .


Tom ⁷ your grandma prepare food for Sunday?

Julia No, she ⁸ . We're going to have lunch at a restaurant near the sea.

Tom Cool! Have a great time!



4 Write questions. Then look and write the answers.



1 Kim and John / play frisbee

Are Kim and John going to play frisbee? Yes, they are.

2 Fatima / swim

3 Samir and his dad / have a barbecue

4 Dan / go snorkelling

5 Emma / go fishing

1 Read the story. What new food did Jim try and like?

Holiday food

1 Jim and his family are on holiday in Thailand.

We're going to take a boat trip today.

Jim, please eat something.

I always eat cereal and milk for breakfast ...

2 They see some beautiful fish.

Wow! It's amazing!

I love snorkelling!

3 At lunchtime, there's delicious food on the boat.

I usually eat a sandwich ...

Oh, Jim! Please try something.

It's yummy!

The food is different, but it's great!

4 A few hours later, before dinner ...

I'm very hungry, Mum.

We're going to have a barbecue this evening. You must try the new food!

5 For dinner, there's a barbecue on the beach.

I'm going to try this prawn.

The prawns are delicious!

Well done, Jim.

6 The food is amazing!

Are you going to try the fish?

Yes, please! And can I have some more prawns?

2 Read again and complete.

- 1 Jim and his family take a boat trip in Thailand.
- 2 They swim and they go _____.
- 3 They see beautiful _____.
- 4 For lunch, Jim wants to eat a _____.
- 5 Before dinner, Jim feels very _____.
- 6 There's a _____ on the beach at dinnertime.



3 Answer the questions.

- 1 What does Jim want for breakfast? Why?

- 2 Does Jim like the fish he sees?

- 3 Does Jim enjoy snorkelling?

- 4 Does Jim try the new food at lunch?

- 5 What food does Jim try first?

- 6 Does Jim like the food in the end?

4 Complete and colour.

- 1 **Complete.** I like the story because ...

_____.

- 2 **Complete.** I think this story is ...



- 3 **Colour.** My story rating is ...



Reading

1 Look, read and circle.



Andy is going to stay at a campsite / boat.



Beth and her parents are going to stay in a cottage / caravan.



Jack is going to stay with his family in a canal boat / cottage.



Helen and her parents are going to sleep in a campsite / caravan.

2 Read and complete.

FROM Laura
SUBJECT Holidays!

Dear Sam,
I'm Laura. I'm from the UK. I'm going to go on holiday with my family in July. We're going to stay at a campsite in Devon. I'm looking forward to it! The campsite is near a big farm. We're going to see lots of animals. I want to see the horses! I'm not going to swim in the sea because the water is very cold. I can walk on the beach and play games. There are beautiful steep cliffs, too. I'm going to take photos with my camera. What about you? What are your plans?
Bye for now!
Laura



1 Laura is going to go on holiday with her family.

2 The campsite is near a big _____.

3 Laura wants to see the _____.

4 She _____ going to swim in the sea.

5 She _____ going to take a camera.



Writing

3 Look at the email phrases. Write *S* (start) or *E* (end).

1 See you soon! E

2 Dear Bill,

3 Hi Grandma,

4 Lots of love,

5 Hello Mary!

6 Best wishes,

4 Make notes about your holiday plans.

My holiday plans

- Where are you going to go?

- Who are you going to go with?

- Where are you going to stay?

- What are you going to do?

5 Write an email about your holiday plans. Use your notes in **4** and Laura's email to help you.



FROM



SUBJECT

1 Write and number.



c a m p s i t e

r _____



go h _____

c _____ n

c _____



go s _____

6

□

□

□

□

□



2 Read and complete.

1 Last summer, my family stayed on a canal boat.

2 I would like to go _____ in New York. I could see the Empire State Building!

3 I'm hungry! Let's have a _____ on the beach.

4 Yesterday, it was raining so we visited a _____.

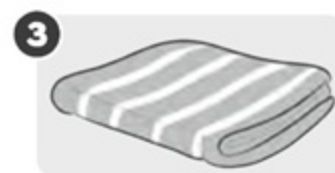

5 We went to see a _____ on the last day of our holiday.

3 Look, read and complete.

FROM Sarah

SUBJECT This weekend

Hi Ellie,
 We're going to go to the ¹ beach on Saturday.
 I'm going to take ² _____ because it's going to be sunny. I'm going to take a ³ _____ and a ⁴ _____ because I want to swim. We're going to take a ⁵ _____ trip! I'm not going to go ⁶ _____, so I don't need a mask. I'm going to take my ⁷ _____ because I want to take photos. I need a ⁸ _____ for all my things!
 What are you going to do on Saturday?
 Love,
 Sarah



4 Look and correct the sentences.



- 1 I'm going to visit a museum.
I'm not going to visit a museum.
I'm going to visit a castle.



- 3 They're going to play video games.



- 2 She's going to eat cake.



- 4 He's going to stay in a cottage.

5 Read and write answers.

- 1 A Are you going to go to the beach?
 B No, I'm not. X
- 2 A Are they going to go hiking?
 B _____ ✓
- 3 A Is Sally going to go sightseeing in Rome?
 B _____ ✓

- 4 A Are you and your friends going to visit a castle?
 B _____ X
- 5 A Is Paul going to stay in a canal boat?
 B _____ X

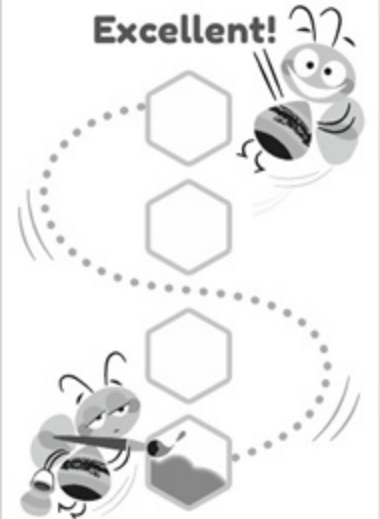
Unit 10 My progress ✓

- I can talk about holiday activities.
- I can talk about holiday plans.
- I can talk about packing for a holiday.
- I can read a story.
- I can write an email.
- I can make a plan for a class trip.



My effort

Excellent!



What does (he) look like? (He)'s gotWhat does he **look like**?

He's got dark hair.

1 What do they look like? Look, read and complete.

- 1 She hasn't got fair hair.
- 2 They _____ glasses.
- 3 He _____ curly hair.
- 4 They _____ long hair.
- 5 She _____ freckles.

have got questions and answers (he / she / they)Has she **got** dark hair?Yes, she **has**.**2** Look at the picture in **1** again. Write the answers.

- 1 Have they got long hair? No, they haven't.
- 2 Have they got short hair? _____
- 3 Has he got fair hair? _____
- 4 Has she got glasses? _____
- 5 Has he got freckles? _____

Superlatives (short adjectives)Who's **the** tallest?She's **the** tallest.**3** Look at the picture and answer the questions.

- 1 Who's the youngest?
Tom's the youngest.
- 2 Who's the tallest?

- 3 Who's the fastest?

- 4 Who's the best at basketball?

Present continuous (questions and answers)Where **are** you going?

I'm going to the shopping centre.

1 Read and complete.

- 1 Where is your brother going? He's going to the station.
- 2 Where _____ your friends _____? They _____ to the cinema.
- 3 Where _____ Stella _____? She _____ to the library.
- 4 Where _____ you _____? I _____ to the sports centre.
- 5 Where _____ Henry _____? He _____ to the museum.
- 6 Where _____ you _____? We _____ to the university.

Present continuous (negative)I'm **not** going to the shopping centre.**2** Write negative sentences.

1 I / catch a train

I'm not catching a train.

2 we / have a meal

3 she / watch a film

4 they / take photos

5 you / meet friends

6 he / go shopping

Present continuous (questions)

Are you meeting friends?

Yes, I **am**.**3** Complete the questions. Then write the answers.1 Are you watching a film? (watch)✓ Yes, I am.

2 _____ Lucy _____ a bike? (ride)

✗ _____

3 _____ Dad _____? (dance)

✓ _____

4 _____ they _____ pizza? (eat)

✗ _____

Wh- questions (present simple)

Where does she work?

She works at the shopping centre.

1 Read and complete.1 Where does Mr Hill work? He works at the sports centre.

2 _____ he wear? _____ a tracksuit and trainers.

3 Mr Hill is a _____.

4 _____ Mrs Wright work? _____ in the evening.

5 _____ she work? _____ at a restaurant.

6 Mrs Wright is a _____.

Present simple (negative)I **don't go** to work at night.**2** Correct the sentences.1 I'm a doctor. I work in a shop. I don't work in a shop. I work in a hospital.

2 They're teachers. They work at night. _____

3 He's a vet. He helps people. _____

4 She's a pilot. She flies kites. _____

Why? Because ...

I want to be a chef.

Why?**Because** I want to cook food.**3** Look and write. Explain why.1 I want to be a _____Why? Because I want to _____

2 _____

Why? _____

There was / There were (with some, any, lots of)

There was a river.

There weren't any fish.

1 Read and complete.A I was at the Blue Forest on Saturday. ¹ There were lots of animals.B ² _____ any snakes?A No, there weren't. ³ _____ some rabbits.B ⁴ _____ a waterfall?A Yes, there was. ⁵ _____ any big rocks.**Past simple (to be with adjectives)**

It was beautiful.

2 Look, read and circle.

- 1 The snowman was / wasn't big.
- 2 The children were / weren't happy.
- 3 They were / weren't sad.
- 4 The weather was / wasn't hot.
- 5 It was / wasn't snowy.

Could you ... ? I could / couldn't ...

Could you swim in the river?

Yes, I could.

3 Read and write *could* or *couldn't*. Then answer the questions.1 Jack could ride a bike when he was five. ✓

2 He _____ climb a big tree when he was five. ✗

3 Sue _____ swim in the lake when she was five. ✗

4 She _____ climb a rock when she was five. ✓

5 Could Jack ride a bike when he was three? _____

6 Could Sue climb a rock when she was six? _____

How often do you ...? (with expressions of frequency)

How often do you eat vegetables?

I eat vegetables **every night**.**1** Read and complete for you.

1 How often do you brush your hair?

I brush my hair _____.

2 How often do you wash your hands?

I wash my hands _____.

3 How often do you drink water?

I drink water _____.

4 How often do you do exercise?

I do exercise _____.

How often ...? (he / she / it)

How often does she do exercise?

She plays football **twice a week**.**2** Look, read and complete.

1 How often does she play tennis?

She plays tennis twice a week.

2 How often does she go to bed early?

She goes to bed early _____.

3 How often does she play outside?












She plays outside _____.

4 How often does she watch TV?

She watches TV _____.

5 How often does she do exercise?

She does exercise _____.

Mon		
Tues		
Wed		
Thur		
Fri		 

Adverbs of frequency (always, often, sometimes, never)I **sometimes** play outside after school.**3** Complete for you.

1 I _____ brush my teeth in the morning.

2 I _____ play video games after school.

3 I _____ play football at the weekend.

Countable and uncountable nouns (affirmative)

There are **three** bananas.

There's **some** cheese.

1 Look, read and complete.

1 There's a mushroom.

2 _____ an onion.

3 _____ four tomatoes.

4 _____ some chillies.

5 _____ some milk.



Countable and uncountable nouns (questions and negative)

Is there **any** sugar?

Yes, there **is**.

2 Look, read and complete. Use *some* or *any*.

1 There are some tomatoes.

2 '_____ peppers?' 'Yes, there are.'

3 'Are there any eggs?' '_____'

4 _____ mushrooms.

5 _____ cheese.

6 'Is there any sugar?' '_____'

tomatoes ✓

sugar ✓

eggs ✗

mushrooms ✗

cheese ✗

peppers ✓



Adverbs of manner

Pour the milk **slowly**.

3 Read and complete. Which are true for you? Tick ✓.

1 Can you speak slowly? (slow)

2 Can you jump _____? (high)

3 Do you walk _____? (quick)

4 Do you speak English _____? (good)

5 Can you climb a tree _____? (easy)

6 Do you sing _____? (noisy)

Past simple regular verbs (affirmative)

Last week, I **cleared** the table.

1 Follow and write.

- | | | | |
|--------------------|------------------|-------|---------------------|
| 1 Ben _____ | cleaned his room | _____ | hoover the floor |
| 2 My friends _____ | _____ | _____ | clean his room |
| 3 I _____ | _____ | _____ | wash the car |
| 4 Daisy _____ | _____ | _____ | water the plants |
| 5 We _____ | _____ | _____ | load the dishwasher |

Past simple regular verbs (negative)

I **didn't** clear the table.

2 Look, read and complete.



- Mum didn't cook the dinner. (cook)
- She _____ the floor. (hoover)
- Tom _____ the dishwasher. (load)
- He _____ the dishes. (wash)
- They _____ TV. (watch)
- They _____ to music. (listen)

had to

I **had to** go to school.

3 Read and complete.

This morning, I didn't get up early, so I ¹ had to get (get) dressed quickly and I ² _____ (eat) breakfast quickly, too. Then I ³ _____ (brush) my teeth and I ⁴ _____ (prepare) my bag. I ⁵ _____ (run) for the bus. But I wasn't late for school!



Past simple irregular verbs (affirmative)

I **went** to the museum.

1 Read and complete.

- 1 Harry went to school yesterday. (go)
- 2 We _____ pizza on Friday. (eat)
- 3 Mum _____ tea this morning. (drink)
- 4 My friends _____ a kite yesterday. (fly)
- 5 Helen _____ a cake last weekend. (make)

Past simple irregular verbs (negative)

He **didn't eat** pizza.

2 Read and complete.

- 1 Five hundred years ago, people didn't eat ice cream. (eat)
- 2 They _____ planes. (fly)
- 3 They _____ emails. (write)
- 4 They _____ things in the supermarket. (buy)
- 5 They _____ jeans and hoodies. (wear)
- 6 They _____ stations. (build)

Past simple (Yes / No questions)

Did they have cars?

No, they didn't.

3 Write questions and answers about the Romans.

- | | |
|--|-----------------------|
| 1 <u>Did they wear</u> helmets? (wear) ✓ | <u>Yes, they did.</u> |
| 2 _____ a town hall? (have) ✓ | _____ |
| 3 _____ food in the supermarket? (buy) ✗ | _____ |
| 4 _____ films at the cinema? (watch) ✗ | _____ |
| 5 _____ fruit and vegetables? (eat) ✓ | _____ |
| 6 _____ cars? (drive) ✗ | _____ |

Object pronouns

I saw **them** in the gym.

1 Read and match.

- | | |
|-------------------------------|----------------------|
| 1 Where is the canteen? | a Can we help you? |
| 2 That's my brother. | b You must meet her. |
| 3 Are you OK? | c Do you know him? |
| 4 We're playing football. | d I can't find it. |
| 5 That's my sister. | e Can you see them? |
| 6 My friends are in the park. | f Play with us! |

2 Read and complete with object pronouns.

Lucy Hi, I'm Lucy.

Ben Nice to meet ¹ you. I'm Ben. Are you lost?

Lucy Yes. I'm looking for the gym. Can you help me find ² _____?

Ben Of course. Follow ³ _____! My friends Ali and Max are there.

Lucy Oh! I know ⁴ _____. Thank you!

must and mustn't

You **must** get up early.

3 Look, read and complete with *must* or *mustn't*.

- We mustn't wear shoes inside the house.
- We _____ clear the table.
- We _____ wash our hands before lunch.
- We _____ brush our teeth.
- We _____ watch TV after 8 p.m.
- We _____ listen to noisy music.



going to for future plans (I / you)

I'm going to visit a castle.

1 Look, read and complete.

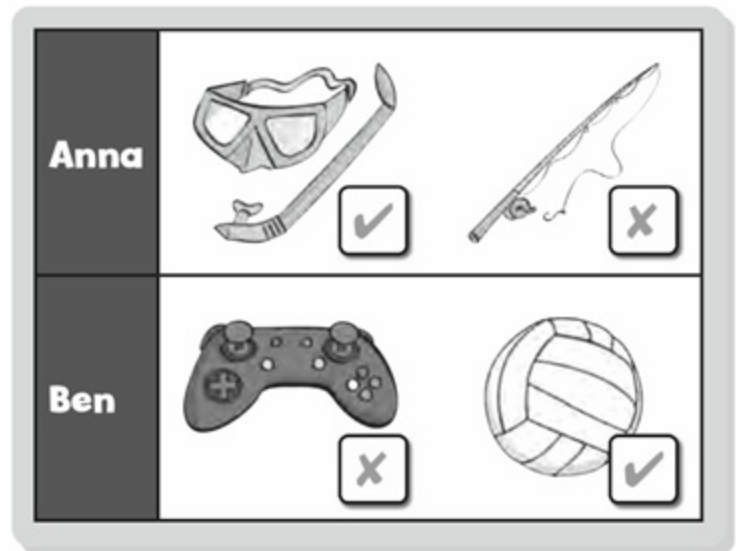
Ben What are you going to do on Saturday?

Anna I ¹'m going to go snorkelling.

I ² go fishing.

Ben I ³ play volleyball.

I ⁴ play video games.

**going to for future plans (he / she / we / they)**

She isn't going to go hiking.

2 Look, read and complete.**1****2****3**

1 What's Lisa going to do tomorrow?

She's going to see a show. She isn't going to go snorkelling.

2 What do your friends do at the weekend?

They visit a castle. They go to the beach.

3 What do you and your parents do on Sunday, Sally?

We have a barbecue. We go sightseeing.

going to for future plans (Yes / No questions)

Are they going to swim in the sea?

Yes, they are.

3 Read and complete.

1 Are you going to take sun cream?

Yes, I am.

2 Is he going to take photos?

No, _____.

3 _____ visit the castle?

Yes, they are.

Wordlist

Unit 1

dark hair _____

fair hair _____

curly hair _____

straight hair _____

short hair _____

long hair _____

glasses _____

freckles _____

brave _____

strong _____

young _____

tall _____

fast _____

funny _____

gardening club _____

cooking club _____

cricket team _____

music club _____

Unit 2

shopping centre _____

restaurant _____

station _____

library _____

university _____

museum _____

sports centre _____

cinema _____

go shopping _____

catch a train _____

watch a film _____

meet friends _____

take photos _____

have a meal _____

capital city _____

tower _____

statue _____

palace _____

Unit 3

pilot _____

scientist _____

vet _____

doctor _____

ambulance driver _____

shop assistant _____

chef _____

sports coach _____

help people _____

sell things _____

work outside _____

work with animals _____

drive _____

cook food _____

interesting _____

dangerous _____

exciting _____

safe _____

Unit 4

rock _____

forest _____

path _____

bridge _____

river _____

car park _____

waterfall _____

picnic area _____

wide _____

narrow _____

steep _____

flat _____

huge _____

muddy _____

island _____

coast _____

cliff _____

cave _____

Unit 5

eat fruit _____

eat vegetables _____

drink water _____

play outside _____

do exercise _____

go to bed early _____

go to the dentist _____

wash your hands _____

go swimming _____

go fishing _____

play video games _____

play volleyball _____

do karate _____

do art _____

high _____

quick _____

slow _____

careful _____

Unit 6

mushrooms _____

tomatoes _____

onions _____

chillies _____

flour _____

sugar _____

butter _____

milk _____

mix _____

pour _____

measure _____

add _____

chop _____

serve _____

spices _____

prawns _____

garlic _____

oil _____

Unit 7

hoover the floor _____

wash the dishes _____

load the dishwasher _____

water the plants _____

clean my room _____

clear the table _____

cook the dinner _____

wash the car _____

invite guests _____

prepare food _____

tidy up _____

decorate _____

Wordlist

dress up _____

set the table _____

parents _____

grandparents _____

son _____

daughter _____

Unit 8

helmet _____

cup _____

bowl _____

fan _____

lamp _____

phone _____

coins _____

comb _____

walls _____

gate _____

street _____

market square _____

theatre _____

town hall _____

wood _____

clay _____

stone _____

wool _____

Unit 9

music room _____

art room _____

IT room _____

canteen _____

corridor _____

staff room _____

gym _____

field _____

listen in class _____

share _____

be kind _____

be on time _____

run inside _____

shout _____

on foot _____

by school bus _____

on public transport _____

by car _____

Unit 10

go hiking _____

go to the beach _____

have a barbecue _____

see a show _____

go sightseeing _____

visit a castle _____

take a boat trip _____

go snorkelling _____

sun cream _____

towel _____

backpack _____

raincoat _____

swimsuit _____

camera _____

caravan _____

cottage _____

campsite _____

canal boat _____

Great Clarendon Street, Oxford, OX2 6DP, United Kingdom

Oxford University Press is a department of the University of Oxford.
It furthers the University's objective of excellence in research, scholarship,
and education by publishing worldwide. Oxford is a registered trade
mark of Oxford University Press in the UK and in certain other countries

© Oxford University Press 2022

The moral rights of the author have been asserted

First published in 2022

2026 2025 2024 2023 2022

10 9 8 7 6 5 4 3 2 1

No unauthorized photocopying

All rights reserved. No part of this publication may be reproduced, stored
in a retrieval system, or transmitted, in any form or by any means, without
the prior permission in writing of Oxford University Press, or as expressly
permitted by law, by licence or under terms agreed with the appropriate
reprographics rights organization. Enquiries concerning reproduction outside
the scope of the above should be sent to the ELT Rights Department, Oxford
University Press, at the address above

You must not circulate this work in any other form and you must impose
this same condition on any acquirer

Links to third party websites are provided by Oxford in good faith and for
information only. Oxford disclaims any responsibility for the materials
contained in any third party website referenced in this work

ISBN: 978 0 19 485361 3

Printed in China

This book is printed on paper from certified and well-managed sources

ACKNOWLEDGEMENTS

Cover illustration by: Claudia Gottardo (MIA Milan Illustrations Agency)

Bee illustrations by: John Haslam

Other illustrations by: Judy Brown pp.2-9, 11 (bottom), 16-21, 23 (bottom), 28-33,
35, 40-45, 47, 52-57, 59 (bottom), 64-69, 71 (bottom), 76, 78-81, 83 (bottom),
88-93, 95 (bottom), 100-105, 106 (bottom), 112-117, 119 (bottom), 124, 126-
130, 132-133; Alexandra Colombo (Advocate Art) pp.58, 59 (middle); Maria
Lia Malandrino (Advocate Art) pp.10, 11 (middle), 82, 83 (top); Begoña
Fernández Corbalán (Advocate Art) pp.70, 71 (top), 106, 107 (middle); Tom
Heard (Bright Agency) pp.14, 15, 26, 38, 39, 48, 50, 51, 60-63, 72-75, 84, 86,
87, 96, 98 (2_2), 99, 108, 111, 122, 123; Sarah Lawrence (Advocate Art) pp.22,
23 (top); Emanuela Mannello (Advocate Art) p.34 Veronica Montoya (Advocate
Art) pp.118; Amerigo Pinelli (Advocate Art) pp.94, 95 (middle) Dave Williams
(Bright Agency) pp.27, 46, 98 (except 2_2), 110.

*The Publishers would like to thank the following for their kind permission to reproduce
photographs and other copyright material:* Shutterstock: (Africa Studio,
AlanMorris, Andrey Armyagov, Anna Om, artcasta, bergamont, chrisdorney,
Craig Dingle, Creativa Images, Da-ga, Daisy Daisy, DC Studio, Dmytro
Zinkevych, Federico Magonio, Flashon Studio, Graham Prentice, Huy Thoai,
Igor Shoshin, Image Source Trading Ltd, Ink Drop, Jeanette Teare, Jimmy
Tran, Juice Verve, Kabardins photo, lazyllama, Maksim Denisenko, Marti Bug
Catcher, maziarz, MD_Photography, Mike_O, Mike_shots, Monkey Business
Images, Muskoka Stock Photos, Nataly Tatarinova, Olha Povoziuk, OPOLJA,
Peter Zijlstra, Phuong D. Nguyen, Pixel-Shot, pritsana, pxl.store, Rawpixel.
com, Rolandas Grigaitis, Sharad Raval, soft_light, SpeedKingz, Tanya Sid,
Thomas Marchhart, Vietnam Stock Images, wavebreakmedia, Zoography).