

OXFORD

Beehive

Workbook

2



**Tamzin
Thompson**

Beehive

Workbook

2

Starter Unit	Hello again!	2
Unit 1	Time for school	4
Unit 2	Mealtime	16
Unit 3	Wild animals	28
Unit 4	My favourite things	40
Unit 5	Around town	52
Unit 6	At the weekend	64
Unit 7	My day	76
Unit 8	My talents	88
Unit 9	My home	100
Unit 10	Days out	112
Grammar check		124
Wordlist		134



Tamzin Thompson

OXFORD
UNIVERSITY PRESS


www.frenglish.ru

Starter Unit

Hello again!

1 Write the names. Then complete the question and answer.

Tang Emma Nina thanks ~~How~~
Hector Omar ~~May~~ you I'm





2 Read and complete.

Monday Tuesday ~~Wednesday~~ Thursday Friday Saturday Sunday



- 1 What day is it? It's W e d n e s d a y.
- 2 What day is it? It's S ____ t ____ r ____ a ____.
- 3 What day is it? It's M ____ n ____ a ____.
- 4 What day is it? It's T ____ u ____ s ____ a ____.
- 5 _____? It's S ____ n ____ a ____.
- 6 _____? It's T ____ e ____ d ____ y.
- 7 _____? It's F ____ i ____ a ____.

3 Write the letters.

1  How do you spell  ?



N _ _ _ _


I N N A


2  How do you spell  ?

_ _ _ _ _


C O R T H E

3  How do you spell  ?

_ _ _ _ _


M E A M

4 Write the numbers.



<u>11</u> eleven	<u> </u> twelve	<u> </u> thirteen	<u> </u> fourteen	
<u> </u> twenty-five	<u> </u> thirty	<u> </u> forty	<u> </u> fifty	<u> </u> sixty
<u> </u> seventy	<u> </u> eighty	<u> </u> ninety	<u> </u> one hundred	

5 Write the number words in order.

- | | | | | | | |
|----------|----|-----|----|----------------|----------------|------------------|
| 1 | 15 | 17 | 16 | <u>fifteen</u> | <u>sixteen</u> | <u>seventeen</u> |
| 2 | 90 | 100 | 80 | _____ | _____ | _____ |
| 3 | 20 | 19 | 18 | _____ | _____ | _____ |
| 4 | 50 | 30 | 40 | _____ | _____ | _____ |


1

Time for school!

Lesson 1 Words

click here to download more books
<https://t.me/EnglishZoneTextBooks>

1 Read and number.

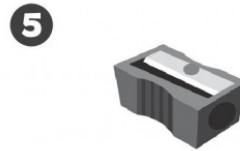


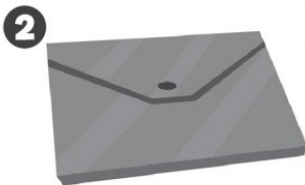
- 1 pencil sharpener
- 2 scissors
- 3 lunch box
- 4 pencil case
- 5 water bottle
- 6 dictionary
- 7 folder
- 8 glue stick

2 Write.



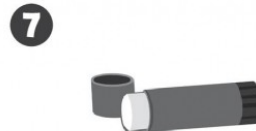
lunch box










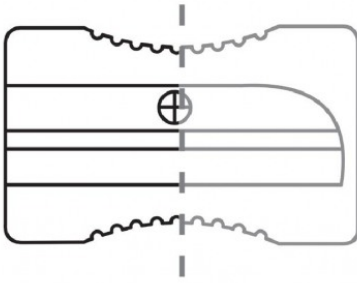






3 Draw. Then complete the sentences.

1



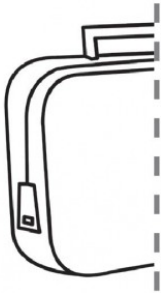
This is a pencil sharpener.

2



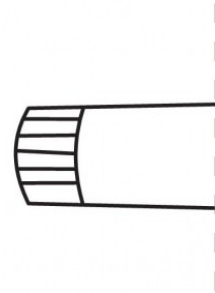
This is a _____.

3



This is a _____.

4




This is a _____.

5



This is a _____.

6



This is a _____.

4 Read and complete. **Here** **Can** **Sure** ~~use~~

1


Can I use your dictionary?



_____! Here you are.


2

_____ I use your scissors?



Sure! _____ you are.


1 Look, read and circle Jenna's answers.



Jenna

- 1 Have you got a dictionary?
Yes, I have. / No, I haven't.
- 2 Have you got a pencil sharpener?
Yes, I have. / No, I haven't.
- 3 Have you got a water bottle?
Yes, I have. / No, I haven't.
- 4 Have you got scissors?
Yes, I have. / No, I haven't.
- 5 Have you got a folder?
Yes, I have. / No, I haven't.
- 6 Have you got a lunch box?
Yes, I have. / No, I haven't.

2 Circle the things you've got.



3 Look at 2. Write answers for you.

- 1 Have you got a glue stick? _____
- 2 Have you got a pencil sharpener? _____
- 3 Have you got a folder? _____
- 4 Have you got a dictionary? _____
- 5 Have you got a pencil case? _____
- 6 Have you got scissors? _____

4 Look, read and tick ✓.



Ella



Max

1 Has Max got a water bottle?

Yes, he has.

No, he hasn't.

2 Has Ella got scissors?

Yes, she has.

No, she hasn't.

3 Has Max got a pencil sharpener?

Yes, he has.

No, he hasn't.

4 Has Ella got a lunch box?

Yes, she has.

No, she hasn't.

5 Has Max got a dictionary?

Yes, he has.

No, he hasn't.

5 Look, read and write.



1 Has she got a pencil case?

Yes, she has.

2 Has he got a folder?

3 Has she got a glue stick?


4 _____ water bottle?

No, he hasn't.

5 _____ dictionary?

Yes, he has.

1 Write. **football boots shorts trainers tracksuit sports bag football shirt**



- 1 tracksuit
- 2 _____
- 3 _____
- 4 _____
- 5 _____
- 6 _____

2 Look, read and complete.



- 1 Have you got your shorts ?
- 2 Have you got your _____ ?
- 3 Have you got your _____ ?

Yes, I have.



- 4 Have you got your _____ ?
- 5 Have you got your _____ ?
- 6 Have you got your _____ ?

No, I haven't.



3 Look, read and circle.



- 1 We've got **our** / **their** football boots. They've got **our** / **their** trainers.
 2 They've got **our** / **their** tracksuits. They've got **our** / **their** sports bags.
 3 We've got **our** / **their** football shirts. We've got **our** / **their** shorts.


4 Look, read and write.



- 1 We've got our _____ sports bags.
 2 They've _____ balls.
 3 _____ football shirts.
 4 _____ water bottles.
 5 _____ shorts.
 6 _____ tracksuits.

- 1 Look at the pictures. What school things can you see?
- 2 Read the story.

The big picture



3 Read again. Write *T* (true) or *F* (false).

- 1 The children have got triangles. T
- 2 Liam has got a pencil sharpener.
- 3 Holly and Aliya haven't got a glue stick.
- 4 Liam, Holly and Aliya make a fish picture.
- 5 Liam, Holly and Aliya are the winners.

4 Order the words. Who says it? Number.

- 1 my Look pencil! at

Look



- 2 use glue stick? I your Can



- 3 my haven't scissors! I got



5 Circle, tick ✓ and colour.

- 1** Circle.
My favourite part of
the story is

1

2

3

4

5

6

- 2** Tick ✓.
My favourite
character is

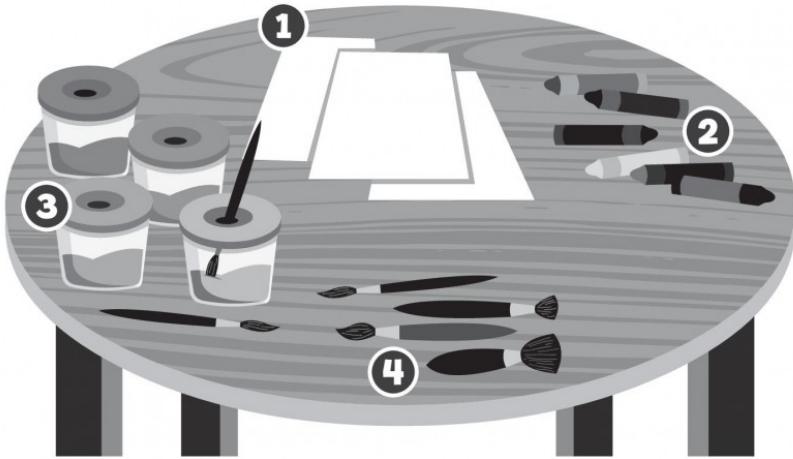


- 3** Colour.
How many stars for
the story?



Reading

1 Write. **crayons** **paints** ~~paper~~ **paintbrushes**



1 paper

2 _____

3 _____

4 _____

2 Read. Correct the sentences. Change one word.

FROM martin@oup.xyz.com TO carla@oup.xyz.com

SUBJECT My School



Hi, Carla!

Here are some photos of my school. My school is in France. It's got a big playground.

My classroom is 1B. It's got twelve desks and twenty-four chairs! It's got a lot of pictures on the walls. My teacher is Mrs Bisset. She's very nice.

It's time for art. We've got crayons and paper.

We've got paintbrushes and paints, too. I love art!

Write soon!

Martin

1 Martin's school has got a big **garden**. playground

2 Martin's **school** is 1B. _____

3 Martin's classroom has got twelve **chairs**. _____

4 Martin's **friend** is Mrs Bisset. _____



Writing

3 Rewrite the sentences with full stops and capital letters.

- 1 my school is big My school is big.
- 2 this is my classroom _____
- 3 there's a blue clock _____
- 4 it's time for sport _____

4 Read. Then write and draw for you.

Hi, **Julia!**
My school is in **Egypt.**
My classroom is **1H.** It's got **fourteen desks.** It's got **a green door.**
My teacher is **Mrs Karima.**
It's time for **English.** I've got **a dictionary.**
Write soon!
Lina

✉ ▶ FROM _____@oup.xyz.com TO _____@oup.xyz.com


Hi, _____ !
My school is in _____ .





1 Look and write. Find the secret word.


1	s	c	i	s	s	o	r	s		
2										
3										
4										
5										
6										


The secret word is s_____.


1 

2 

3 

4 





5 

6 








2 Circle the odd one out.

- | | | | |
|--------------|-----------------------|----------------|------------------|
| 1 folder | <u>football boots</u> | pencil case | pencil sharpener |
| 2 glue stick | trainers | dictionary | scissors |
| 3 paper | football boots | football shirt | sports bag |
| 4 paints | paintbrushes | crayons | tracksuit |

3 Read and write the answers.

- | | | | |
|---|------------------------------|-------------------------------------|---------------------|
| 1  | Have you got a water bottle? | <input checked="" type="checkbox"/> | <u>Yes, I have.</u> |
| 2  | Have you got a glue stick? | <input type="checkbox"/> | _____ |
| 3  | Have you got a pencil case? | <input type="checkbox"/> | _____ |
| 4  | Have you got paper? | <input checked="" type="checkbox"/> | _____ |

4 Look, read and write.

					
	✓	✓	x	✓	✓
	x	x	✓	x	✓

1 Has she got a water bottle?

Yes, she has.

2 Has he got a pencil sharpener?

3 Has she got a dictionary?

4 _____ a lunch box?

No, he hasn't.

5 _____ paints?

Yes, she has.

5 Read and complete. **our** **their**

1 We've got our trainers.

2 They've got _____ paintbrushes.

3 They've got _____ football shirts.

4 We've got _____ sports bags.

Unit 1 My progress ✓

I can talk about school things.

I can ask about what people have got.

I can talk about our / their sports things.

I can read a story.

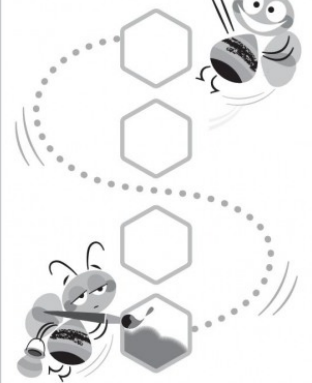
I can write about my school.

I can make a dream school bag poster.



My effort

Excellent!



2

Meal time

Lesson 1 Words


1 Read and circle.

1



chicken
meatballs

2



biscuits
sandwiches

3



chips
rice

4



yoghurt
biscuits

5



yoghurt
cereal

6




cereal
sandwiches

7



chicken
chips

8



meatballs
rice

2 Look and write.

1 cereal

2 _____

3 _____

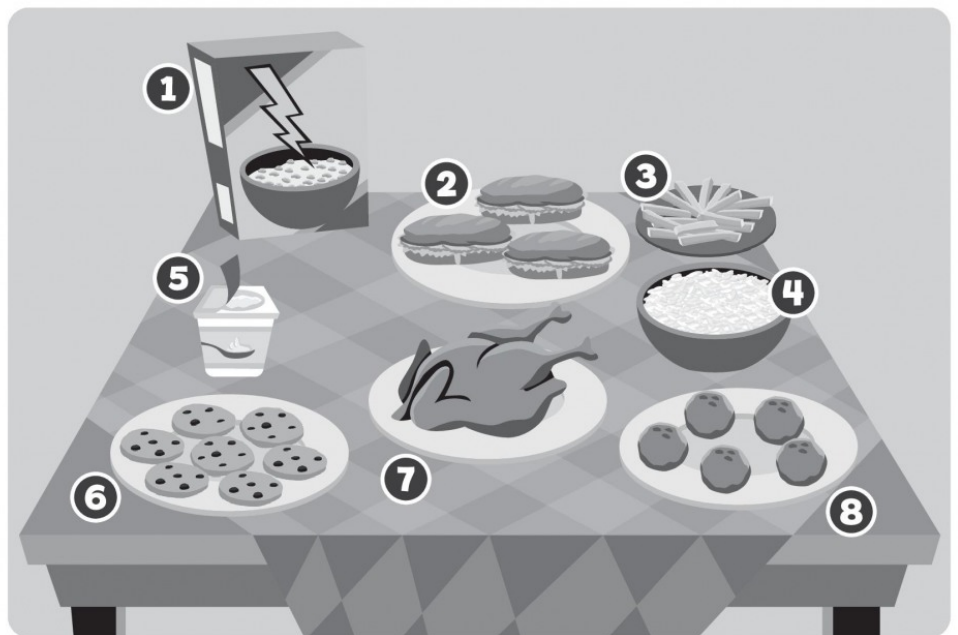
4 _____

5 _____


6 _____

7 _____

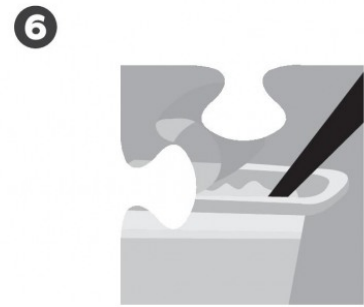
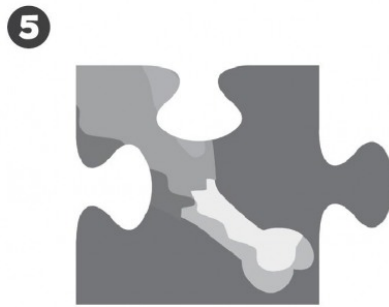

8 _____



3 Look, read and complete.



You've got chips. We've got _____. I've got _____.



I've got _____. We've got _____. You've got _____.

4 Read and number. Then write.



1 I'd like some _____ for breakfast.

2 _____ for lunch.

3 _____ for dinner.

1 Look, read and tick ✓ or cross ✗.



1 I have sandwiches for lunch.

2 I have meatballs for lunch.

3 I have yoghurt for lunch.

4 I have chips for lunch.

5 I have rice for lunch.

6 I have biscuits for lunch.

2 Look, read and write. Do you have Yes, I do. No, I don't.

1 Do you have rice for breakfast?



No, I don't.

2 _____
yoghurt for dinner?



3 _____
salad for dinner?



4 _____
sandwiches for lunch?




3 Look, read and write.

Yes, he does. No, he doesn't. Yes, she does. No, she doesn't.

	Breakfast	Lunch	Dinner
Olivia			
Pascal			

- Does Olivia have cereal for breakfast? No, she doesn't.
- Does Pascal have cereal for breakfast? _____
- Does Olivia have sandwiches for lunch? _____
- Does Pascal have chicken for lunch? _____
- Does Olivia have noodles for dinner? _____
- Does Pascal have rice for dinner? _____

4 Look and write. **chicken** ~~meatballs~~ **salad** **noodles** **chips**



- She has meatballs for dinner. _____
- He _____
- _____
- _____
- _____

1 Find, circle and write.

peppers potatoes cucumbers peas carrots beans

1




beans


2



3



4



5



6



2 Look, read and write.

1



a Does she have beans for lunch?

Yes, she does.

b Does he have _____ for lunch?

Yes, he does.

2



a Does she have _____ for dinner?

Yes, she does.

b Does he have _____ for dinner?

Yes, he does.

3



a Does she have _____ for breakfast?


Yes, she does.

b Does he have _____ for breakfast?








Yes, he does.

3 Read and number.

- 1 Does he like carrots? Yes, he does.
- 2 Does he like carrots? No, he doesn't.
- 3 Does she like peppers? Yes, she does.
- 4 Does she like peppers? No, she doesn't.
- 5 Do you like peas? Yes, I do.
- 6 Do you like peas? No, I don't.



4 Look and write.

 Lily						
	✓	✓	✗	✗	✗	✓

1  Does Lily like _____ potatoes _____? Yes, she does.

2  Does Lily _____? _____

3  _____? _____

4  Do you like _____ carrots _____? _____




5  Do you _____? _____

6  _____? _____








- 1 Look at the pictures. What foods can you see?
- 2 Read the story.

A day at the farm



3 Read again and match.

- | | | | |
|---|---|-------------------|----------------------|
| 1 |  | I've got a lot | a for lunch. |
| 2 |  | I have sandwiches | b an idea. |
| 3 |  | You're a | c great friend, Sam. |
| 4 |  | Can you help | d of food. |
| 5 |  | I've got | e me? |

4 Read and complete. Then number. sandwiches biscuits peas lunch box

1 I haven't got my lunch box !

2 Do you like _____ ?

3 I have _____, too.

4 Have you got _____, Sam?



5 Circle, tick ✓ and colour.

1 **Circle.**
My favourite part of the story is

1

2

3

4

5

6

2 **Tick ✓.**
My favourite character is



3 **Colour.**
How many stars for the story?



Reading

1 Write. **vegetables** ~~cake~~ **pasta** **drink**

1



cake

2



3




4



2 Read and number.

◀ ▶ ↻ +
✕



I'm Suzy. I'm seven and I'm from the UK.

My dinner

I have dinner at home with my family every day. I have dinner in the kitchen.

I like pasta and vegetables for dinner. 5

My favourite vegetables are peas and carrots. Yummy!

I have a drink with my dinner. I like water.

I like orange juice, too.

My favourite food is pizza.


It's Friday today. I've got pizza for dinner.

I like peppers and olives on my pizza. I have ice cream for dinner on Fridays, too.


I love ice cream and I love Fridays!

7th October


2




3



4



5





Writing

3 Match and write with *and*.

- | | |
|----------------------------|-----------------------------------|
| 1 I like cheese. | a I love pasta. |
| 2 I have pizza on Fridays. | b I have bread for lunch. |
| 3 I love vegetables | c I have chips on Fridays. |
| 4 I have soup for lunch. | d I like salad. |

1 I like cheese and salad.

2 _____

3 _____

4 _____







4 Read. Then write and draw for you.

I'm **Bruno** and I'm from **Italy**. I have dinner at **my grandma's house**.
 I like **meatballs** and **rice** for dinner.
 I have a drink, too. I like **apple juice**.
 It's **Tuesday** today. I've got **chicken** and **salad** for dinner. Yum!

◀ ▶ C
+ X

I'm _____ and I'm from _____

1 Match and write.


1 veget ●	● rots ●	● 	_____
2 meatb ●	● ns ●	● 	_____ vegetables _____
3 car ●	● pers ●	● 	_____
4 bea ●	● alls ●	● 	_____
5 ca ●	● ables ●	● 	_____
6 pep ●	● ke ●	● 	_____

2 Write the words in the correct boxes.


cucumbers ~~chicken~~ potatoes
rice cereal sandwiches

Hot foods	Cold foods
chicken	


3 Read and draw.




Sami has yoghurt for breakfast.
 Dina has cereal for breakfast.
 Sami has cake for lunch.
 Dina has a drink for lunch.
 Does Dina have meatballs for dinner?
 Yes, she does.
 Does Sami have chicken for dinner?
 Yes, he does.

	Breakfast	Lunch	Dinner
Sami			
Dina			

4 Read and write.

1  ✓ Do you have a drink for breakfast? Yes, I do.

2  ✗ Do you have sandwiches for lunch? _____

3  ✓ Do you have vegetables for dinner? _____

4  ✗ I _____ biscuits for breakfast.

5  ✓ I _____ chips for dinner.

5 Write. Then draw ☺ or ☹ and write for you.

1 Does he like beans? ☺ Yes, he does.

2 Does she like pasta? ☹ _____

3 Does she like chips? ☺ _____

4 Do you like rice? ☹ _____

5 Do you like peas? ☹ _____

Unit 2 My progress ✓

I can talk about food.


I can ask about different meals.

I can ask about what foods people like.

I can read a story.

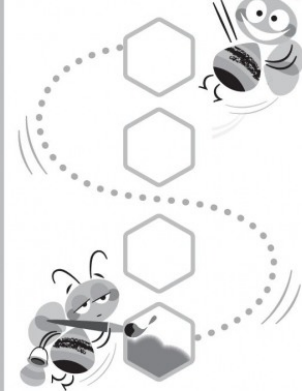
I can write about what I like for lunch.

I can make a favourite foods collage.



My effort

Excellent!




3

Wild animals

Lesson 1 Words


1 Look and match.

- 1 elephant ●
- 2 tiger ●
- 3 monkey ●
- 4 penguin ●



- 5 dolphin
- 6 giraffe
- 7 hippo
- 8 zebra

2 Write.




hippo















3 Read, match and complete.

1 It's black and white.
It's got four legs.

2 It's got a long nose.
It's got big ears.

3 It hasn't got legs.
It's got a tail.

4 It's orange, black
and white.

5 It's a bird.
It's got wings.

6 It's got a big body.
It's got small ears.

a



It's a _____.

b



It's a _____.

c




It's a _____.

d



It's a zebra.

e



It's an _____.


f



It's a _____.

4 Look, read and tick ✓ or cross ✗. Then write. Yes, it can. No, it can't.

1



Can it jump?




No, it can't.

Can it run?



2



Can it climb?



Can it fly?



3




Can it run?



Can it swim?









1 Match and circle.



- 1 Monkeys live / don't live on land.
- 2 Zebras live / don't live in water.
- 3 Elephants live / don't live on land.
- 4 Giraffes live / don't live on land.
- e Dolphins live / don't live in water.

2 Look, read and complete. **live don't live**

				
	✓	x	✓	✓
	✓	✓	x	✓

- 1 Hippos live on land. Hippos _____ in water, too.
- 2 Tigers _____ in water. Tigers _____ on land.
- 3 Dolphins _____ in water. Dolphins _____ on land.
- 4 Penguins _____ on land. Penguins _____ in water, too.

3 Read and match.

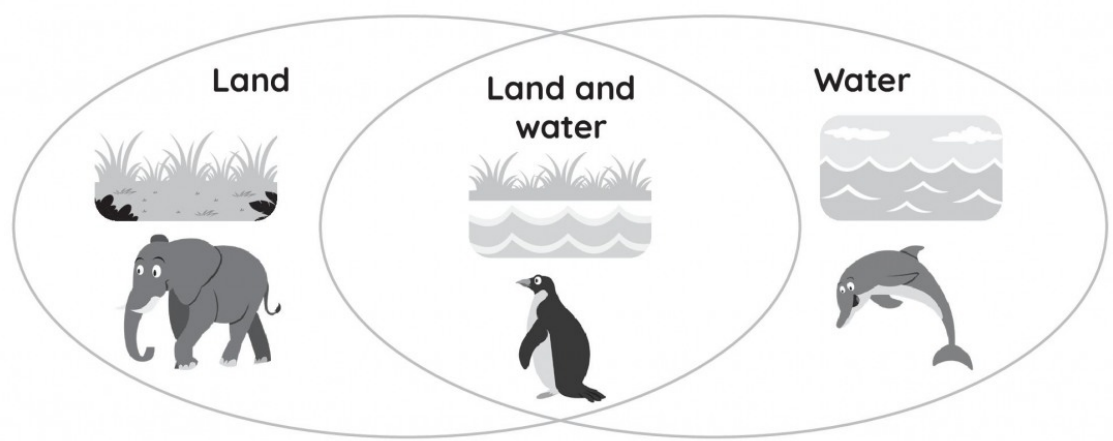


- 1 Do penguins live in water? ●
- 2 Do giraffes live in water? ●
- 3 Do zebras live on land? ●
- 4 Do monkeys live in water? ●
- 5 Do hippos live in water? ●

Yes, they do.

No, they don't.

4 Look, read and write.



- 1 Do dolphins live in water? Yes, they do.
- 2 Do dolphins live on land? _____
- 3 Do penguins live on land? _____
- 4 Do penguins live in water? _____
- 5 _____ elephants _____? Yes, they do.
- 6 _____ elephants _____? No, they don't.

1 Look and write. **insects seeds grass nuts meat leaves**

A crossword puzzle grid with the following letters filled in:

- 1 l
- e
- a
- v
- e
- s













Numbered clues and illustrations:

- 1: leaves (illustration of two leaves)
- 2: insects (illustration of a ladybug and an ant)
- 3: seeds (illustration of three seeds)
- 4: nuts (illustration of a walnut and a cashew)
- 5: meat (illustration of a slice of meat)
- 6: grass (illustration of a tuft of grass)

2 Read and complete. Then draw.

<p>They're brown. They're small. They aren't seeds. They're <u>nuts</u>.</p>	<p>1 </p>	<p>They're small. They've got six legs. They're _____.</p>	<p>4 </p>
<p>They're green. They're on trees. They're _____.</p>	<p>2 </p>	<p>It's red or pink. It's from animals. It's _____.</p>	<p>5 </p>
<p>They're small. They're brown. They aren't insects. They're _____.</p>	<p>3 </p>	<p>It's green. It's in gardens. It's _____.</p>	<p>6 </p>

3 Look, read and match.

			
✓	✗	✓	✗
			
			


- 1 What do elephants eat?
- 2 What do tigers eat?
- 3 What do penguins eat?
- 4 What do zebras eat?

- a They eat meat. They don't eat nuts.
- b They eat fish. They don't eat leaves.
- c They eat grass. They don't eat insects.
- d They eat leaves. They don't eat meat.


4 Look, read and write the answers.



What do giraffes eat?
They don't eat fish.
They eat leaves.



What do zebras eat?









What do dolphins eat?



What do tigers eat?

- 1 Look at the pictures. What animals and animal foods can you see?
- 2 Read the story.

Elephant and Monkey



3 Read again. Write *T* (true) or *F* (false).


- 1 Monkeys don't eat nuts. F 4 The monkey can climb.
 2 Elephants eat bananas. 5 Elephants live in water.
 3 The monkey can see seeds.

4 Read and complete. **bananas swim seeds climb**

1 Monkeys eat nuts and seeds .



2 We love _____, too!



3 I can't _____!



4 Elephants can _____!



5 Circle, tick ✓ and colour.

1 Circle.
My favourite part of the story is

1

2

3

4

5

6

2 Tick ✓.
My favourite character is



3 Colour.
How many stars for the story?



Reading





1 Look and match.

1 kangaroo

2 crocodile

3 koala

4 shark



2 Read and complete.

Sharks

~~Koalas~~

penguins

Crocodiles

Kangaroos

Wild animals in Australia

by Conor

Australia has got amazing wild animals. ¹ Koalas live in trees and they eat green leaves.

² _____ live on land. They've got long legs and they can jump!

There are a lot of snakes and lizards in Australia. ³ _____

live on land and in water. You can see lots of colourful fish. ⁴ _____ and dolphins live in the water, too.



My favourite animals are little ⁵ _____. They eat fish. They live in the water and on land. They've got wings, but they can't fly. Little penguins are great!





Writing

3 Match and write.

- | | |
|--------------------------|-------------------------|
| 1 Dolphins eat fish. | a They can't run. |
| 2 Sharks can swim. | b They can swim. |
| 3 Penguins can't fly. | c They eat insects. |
| 4 Frogs don't eat grass. | d They don't eat grass. |

- 1 Dolphins eat fish, but they don't eat grass.
- 2 _____
- 3 _____
- 4 _____

4 Read. Then write and draw for you.

Wild animals in Spain

In Spain, tortoises live on land. Dolphins live in water.

My favourite animals are lizards. They eat insects.


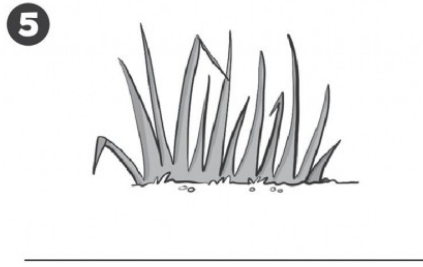




Lizards have got long tails. They can run but they can't fly.

Lizards are beautiful.

Wild animals in

In _____, _____

1 Find, circle and write.



2 Circle the odd one out.

1 elephant zebra giraffe grass

3 koala kangaroo meat shark

2 insects nuts leaves tiger

4 seeds penguin crocodile hippo


3 Read and draw.



What do koalas eat?
They eat leaves. They don't eat nuts.

What do crocodiles eat?
They eat meat. They don't eat grass.

What do penguins eat?
They eat fish. They don't eat seeds.

	✓	✗
Koalas		
Crocodiles		
Penguins		

4 Order the words.

1 live Giraffes land. on

Giraffes live on land.

2 in water. don't live Tigers

3 Sharks on land. live don't

4 live Dolphins water. in


5 land. Monkeys on live

5 Look, read and write.




Do dolphins live in water?

Yes, they do.



Do sharks live on land?



_____?

No, they don't.



_____?

Yes, they do.

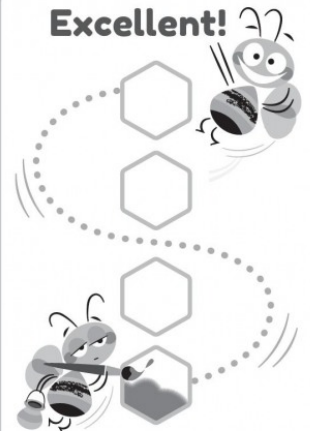
Unit 3 My progress

- I can talk about wild animals.
I can ask about where animals live.
I can ask about what animals eat.
I can read a story.
I can write about animals in my country.
I can make an animal quiz.



My effort

Excellent!




4

My favourite things

Lesson 1 Words

1 Look and tick ✓.

1



video game

trophy

2



puppet

bracelet

3



helicopter

watch

4



guitar

poster

5



watch

video game

6



bracelet

guitar

7



puppet

poster

8



helicopter

trophy

2 Look and write.

1 poster

2 _____

3 _____

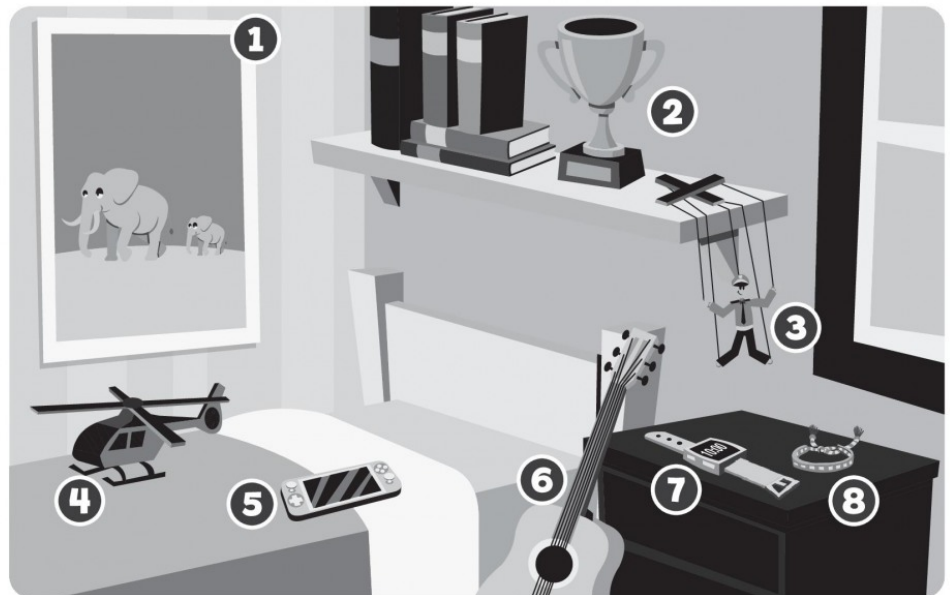
4 _____

5 _____

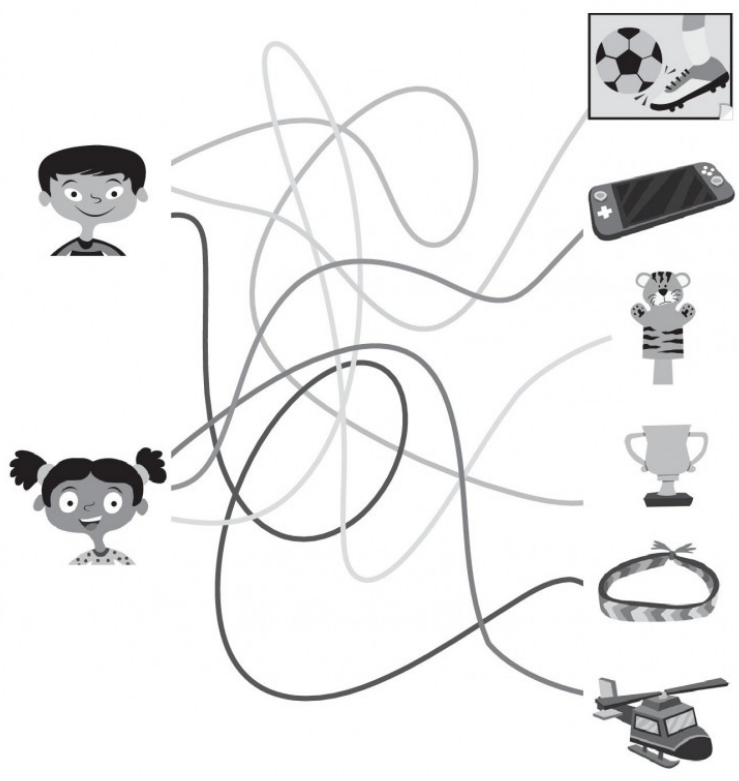
6 _____

7 _____

8 _____




3 Follow and write. **his her**



- 1 It's his poster.
- 2 It's her.
- 3 It's _____.
- 4 It's _____.
- 5 It's _____.
- 6 It's _____.

4 Look, read and write.



- 1
- 2
- 3
- 4

- Is this Kate's watch?
No, it isn't.
It's Dan's watch.
- Is this Dan's guitar?

- Is this Dan's bracelet?

- Is this Kate's puppet?


1 Read and number.

1 It's his.

2 It's mine.

3 It's hers.

4 It's yours.



2 Look, read and complete. mine yours his hers

Charlie's things 	Bella's things 	Your things	My things
			
			

1 Whose watch is it? It's his. 5 Whose puppet is it? It's _____.

2 Whose trophy is it? It's _____. 6 Whose helicopter is it? It's _____.

3 Whose guitar is it? It's _____. 7 Whose bracelet is it? It's _____.

4 Whose poster is it? It's _____. 8 Whose video game is it? It's _____.

3 Look, read and circle.



Whose helicopter is it?
It's ours / yours.



Whose puppet is it?
It's yours / theirs.



Whose poster is it?
It's yours / theirs.



Whose trophy is it?
It's ours / yours.

4 Look, read and write.



1 Find and circle. Follow and write.

pyjamas coat boots sandals hoodie jeans

1 hoodie _____

2 _____

3 _____

4 _____


5 _____

6 _____


2 Look, read and complete. Then tick ✓ or cross ✗.


1  Have you got boots? Yes, I have.

2  Have you got a _____? No, I haven't.

3  Have you got _____? No, I haven't.

4  Have you got _____? Yes, I have.

5  Have you got a _____? Yes, _____.


6  Have you got _____? No, _____.

3 Read and number.



What are you wearing?

- 1 I'm wearing a hoodie.
- 2 I'm wearing a coat.
- 3 I'm wearing sandals.
- 4 I'm wearing pyjamas.
- 5 I'm wearing boots.



4 Look, read and write.



- 1 What are you wearing?
- 2 What are you wearing?
- 3 What are you wearing?
- 4 What are you wearing?
- 5 _____
- 6 _____

I'm wearing sandals.

1 Look at the pictures. What clothes can you see?

2 Read the story.

Mickey makes friends

1 Rosa and Diego are in their garden. They've got a lot of clothes.




Who are you?

I'm Mickey. What's your name?

I'm Rosa, and this is Diego.

2 Mickey has got Diego's hoodie.



Look! I'm wearing a hoodie.

No, Mickey! It's mine.

3 Mickey has got Rosa's coat.



Now I'm wearing a coat.

No! It's mine!

4 Diego and Rosa are angry.



I'm wearing a hat, too.

Mickey! It's ours!

5 Mickey is sad. Rosa and Diego are sad, too.



Oh! Are you OK, Mickey?

I don't want clothes. I want friends.

6



You can play with us, Mickey!

We're your friends now!

Thank you!


3 Read again and circle. Then number in order.



Mickey has got Rosa's coat / pyjamas.



Mickey wants friends / clothes.



Diego and Rosa play / run with Mickey.



Mickey has got Diego's jeans / hoodie.

4 Complete. Who says it? Tick ✓. friends clothes play you

- 1 Who are you ?
- 2 I don't want _____ !
- 3 You can _____ with us, Mickey!
- 4 We're your _____ now!

Diego	Rosa	Mickey
✓		


5 Circle, tick ✓ and colour.



1 **Circle.**
My favourite part of the story is

1 2 3

4 5 6

2 **Tick ✓.**
My favourite character is



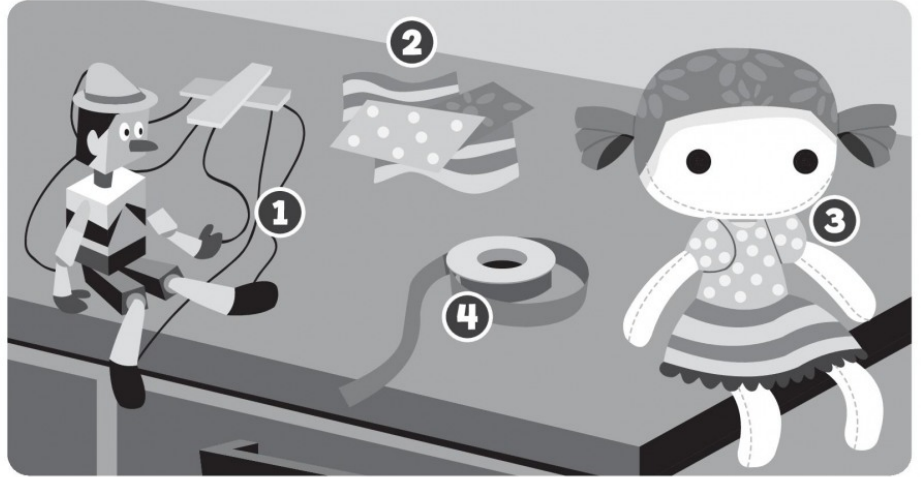
3 **Colour.**
How many stars for the story?



Reading

1 Write. ~~strings~~ ribbon doll material

- 1 strings
- 2 _____
- 3 _____
- 4 _____



2 Read. Correct the sentences. Change one word.

My favourite thing! by Mateo

This is my favourite thing. It's a football game! It's got two teams.

The players are dolls. One team is wearing red football shirts, white shorts and red socks.

The other team is wearing yellow football shirts, black shorts and black socks. Their clothes aren't material. They're paint.

This is my football team! We're wearing red football shirts and red shorts. This trophy is ours! We're the winners!

I love football and I love my football game!



- 1 Mateo has got a board game. football
- 2 The players are puppets. _____
- 3 Mateo is in a basketball team. _____
- 4 Mateo's team has got a guitar. _____



Writing

3 Write the sentences using commas (,) and *and*.

1 I'm wearing a   .

I'm wearing a football shirt, shorts and socks.

2 I've got a  a  a .

3 I love   .

4 Read and circle or write. Then write and draw for you.

This is my favourite thing. It's a **game** / toy / bike / _____.

It's got **strings** / players / material / _____.

It's **red** / blue / green / _____.

I can **play** / draw / run / _____ with it.

I play with it **at home** / at school / in the park / _____.

I play with my **sister** / brother / friend / _____.


I love **games** / toys / football / _____.


This is my favourite thing. _____


It's a _____



1 Look and write. Find the secret word.


1 


2 


3 

		1	t	r	o	p	h	y	
		2							
3									
				4					
					5				
6									

The secret word is p_____.

4 

5 


6 


2 Write the words in the correct boxes.


coat helicopter video game
sandals pyjamas ~~doll~~


Toys	Clothes
doll	




3 Read and draw.

1  Whose bracelet is it?
It's hers.

2  Whose watch is it?
It's yours.

3  Whose boots are they?
They're mine.

4  Whose hoodie is it?
It's his.

My things	Your things	Jayden's things 	Milly's things 
			

4 Read and write the answers.

- | | | |
|----------------------------|-------------------------|-------------------|
| 1 We've got a guitar. | Whose guitar is it? | <u>It's ours.</u> |
| 2 You've got a poster. | Whose poster is it? | _____ |
| 3 They've got a trophy. | Whose trophy is it? | _____ |
| 4 You've got a video game. | Whose video game is it? | _____ |
| 5 They've got a puppet. | Whose puppet is it? | _____ |
| 6 We've got a helicopter. | Whose helicopter is it? | _____ |

5 Look, read and write.



1 What are you wearing?

I'm wearing jeans

2 What are you wearing?



3 What _____ ?

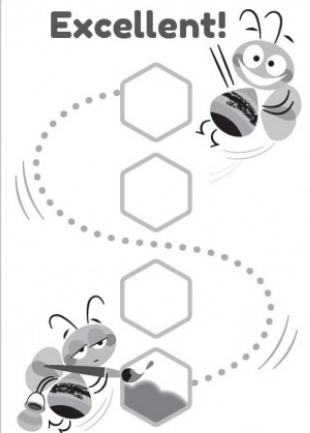
Unit 4 My progress ✓

- I can talk about possessions.
- I can ask about who things belong to.
- I can talk about what I am wearing.
- I can read a story.
- I can write about my favourite thing.
- I can make a time capsule.



My effort

Excellent!



5

Around town

Lesson 1 Words

1 Read and number.



- 1 school
- 2 toy shop
- 3 police station
- 4 hotel
- 5 bus stop
- 6 hospital
- 7 supermarket
- 8 park

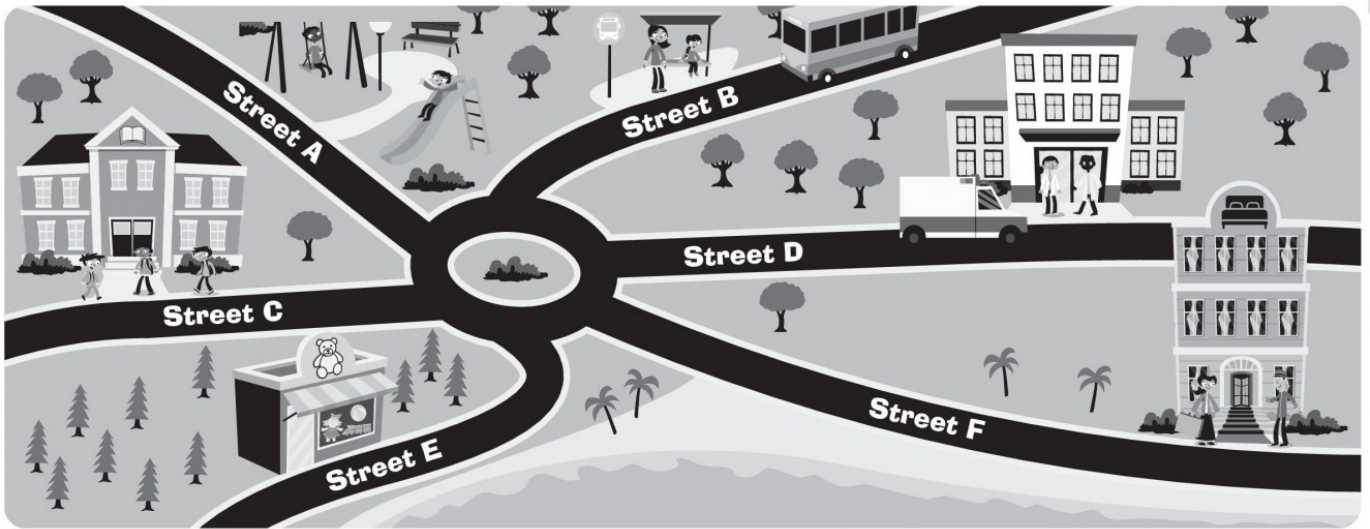
2 Write.



toy shop




3 Look, read and complete.



- 1 The hospital is in Street D. 4 The _____ is in Street B.
 2 The _____ is in Street A. 5 The _____ is in Street E.
 3 The _____ is in Street F. 6 The _____ is in Street C.

4 Look and write.



1 Shall we go to the supermarket ?

OK. Let's go!

2 Shall we _____ ?

OK.

3 Shall we _____ ?

4 Shall we _____ ?

1 Look, read and circle.



- | | |
|--|--|
| 1 Is there a park in your street, Lin? | <u>Yes, there is.</u> / No, there isn't. |
| 2 Is there a toy shop in your street? | Yes, there is. / No, there isn't. |
| 3 Is there a supermarket in your street? | Yes, there is. / No, there isn't. |
| 4 Is there a bus stop in your street? | Yes, there is. / No, there isn't. |
| 5 Is there a hotel in your street? | Yes, there is. / No, there isn't. |


2 Circle the places in your street.



3 Look at 2. Write answers for you.

- | | |
|---|-------|
| 1 Is there a police station in your street? | _____ |
| 2 Is there a hospital in your street? | _____ |
| 3 Is there a school in your street? | _____ |
| 4 Is there a toy shop in your street? | _____ |
| 5 Is there a park in your street? | _____ |
| 6 Is there a bus stop in your street? | _____ |

4 Look, read and match.



- 1 Are there any hotels in your town, Oscar? ●
- 2 Are there any bus stops in your town? ●
- 3 Are there any schools in your town? ●
- 4 Are there any police stations in your town? ●
- 5 Are there any supermarkets in your town? ●
- 6 Are there any hospitals in your town? ●

● Yes, there are.

● No, there aren't.

5 Look, read and write. Write answers for you.



- 1 Are there any hospitals in your town?

- 2 Are there any _____ in your town?



- 3 Are there any _____ in your town?

- 4 Are there any _____ in your town?

1 Find, circle and write.


q	m	w	e	r
l	o	r	r	y
t	t	y	u	v
i	o	m	n	a
t	r	a	i	n
z	b	x	c	v
b	i	k	e	c
b	k	n	m	a
j	e	k	p	r



lorry



2 Choose and draw three types of transport in your town.



My Town

3 Look at 2. Write answers for you. **Yes, there are. No, there aren't.**

1 Are there any trains in your town?

2 Are there any cars in your town?


3 Are there any bikes in your town?

4 Are there any vans in your town?

5 Are there any lorries in your town?

6 Are there any motorbikes in your town?

4 Look, read and write A or B.



- | | | |
|--------------------------|-------------------------------------|--------------------------------|
| 1 Where's the bike? | It's next to the van. | <input type="text" value="B"/> |
| 2 Where's the car? | It's between the lorry and the van. | <input type="text"/> |
| 3 Where's the lorry? | It's behind the motorbike. | <input type="text"/> |
| 4 Where's the van? | It's in front of the car. | <input type="text"/> |
| 5 Where's the lorry? | It's next to the bike. | <input type="text"/> |
| 6 Where's the motorbike? | It's behind the lorry. | <input type="text"/> |

5 Look, read and write.



1 Where's the bike?

It's next to the tree.



2 Where's the car?






3 Where's the motorbike?








4 Where's the train?

- 1 Look at the pictures. What places can you see?
- 2 Read the story.

Grandma's house



3 Read again and match.

- 1  We can't go to  **a** Grandma!
- 2  We can **b** Grandma's house.
- 3  These bikes are **c** great!
- 4  Happy birthday, **d** help!

4 Order the words. Then number.

- 1 a problem. got The has car

The



- 2 There's a bus the bus stop. to next



- 3 got bikes. We've two



5 Circle, tick ✓ and colour.

- 1** Circle.
My favourite part of
the story is

1

2


3

4

5

6

- 2** Tick ✓.
My favourite
character is



- 3** Colour.
How many stars for
the story?



Reading



1 Find, circle and write.



chair lift



2 Read and match.

Transport in your city

1 What's your name?

George

2 Where do you live?

Budapest, Hungary

3 Do you like your city?

Yes, I do. Budapest is a beautiful city.
I like the parks and the shops.

4 Have you got a bike?

No, I haven't. I walk!

5 What transport is there in your city?

There are buses, trains and a metro. You can go under the city on the metro! Budapest has got yellow trams. The taxis are yellow, too. A lot of people have got bikes and motorbikes. There's a chair lift in Budapest, too. You can see the city from the chair lift. It's amazing!



- 1 Budapest is _____
- 2 You can go under the city _____
- 3 The trams in Budapest _____
- 4 You can see the city _____

- a are yellow.
- b from the chair lift.
- c on the metro.
- d a beautiful city.



Writing

3 Read and write short answers.

- 1 Have you got a bike? No, I haven't.
- 2 Do you live in a city? _____
- 3 Is there a bus stop in your street? _____
- 4 Are there any hotels in your town? _____

4 Look at the questions in 2. Read. Then write and draw for you.

- 1 Paula
2 Madrid, Spain
3 Yes, I do. I like the toy shops.
4 Yes, I have. It's red.
5 There are buses and taxis. There's a metro, too.
A lot of people have got cars and motorbikes.

Transport in your town

- 1 What's your name?

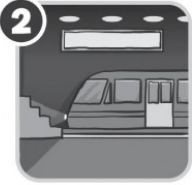

- 2 Where do you live?

- 3 Do you like your town?

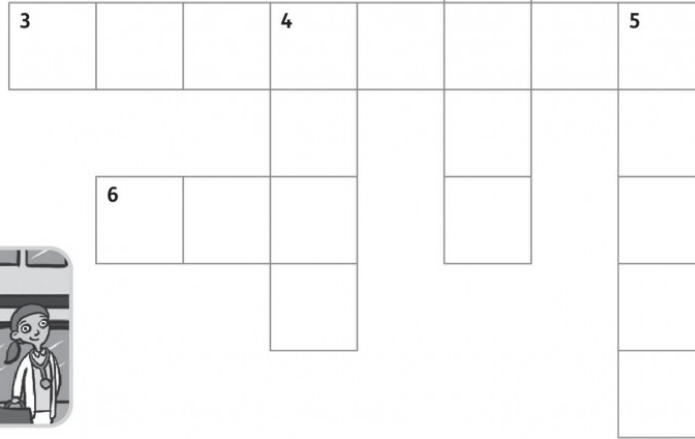
- 4 Have you got a bike?

- 5 What transport is there in your town?

1 Look and write.



¹t r a ²m



2 Circle the odd one out. Then write.

- 1 school hotel toy shop van
- 2 metro taxi police station train
- 3 chair lift school supermarket bus stop
- 4 motorbike hospital bike lorry

_____ van _____

3 Look, read and write.

 Kala	 toy shop x	 police station ✓	 supermarket x	 bus stop ✓
----------	-------------------	-------------------------	----------------------	-------------------

- 1 Is there a toy shop in your street, Kala?
- 2 Is there a police station in your street?
- 3 _____ ?
- 4 _____ ?

No, there isn't.

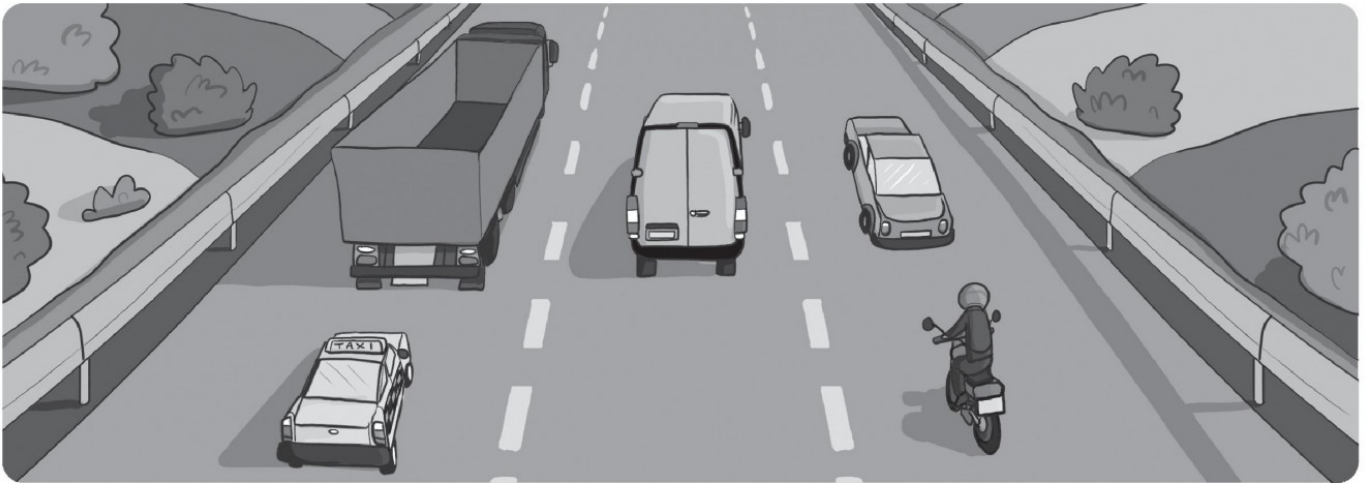
No, there isn't.

Yes, there is.

4 Write the questions and answers.

- | | | |
|---|---|--------------------------|
| 1 Are there any parks in your town? | x | <u>No, there aren't.</u> |
| 2 Are there any trams in your town? | ✓ | _____ |
| 3 Are there any hospitals in your town? | x | _____ |
| 4 Are _____ trains _____? | x | _____ |
| 5 Are _____ hotels _____? | ✓ | _____ |

5 Look, read and complete. **between** **in front of** **behind** ~~next to~~



- | | |
|--------------------------|-----------------------------------|
| 1 Where's the car? | It's <u>next to</u> the van. |
| 2 Where's the motorbike? | It's _____ the car. |
| 3 Where's the lorry? | It's _____ the taxi. |
| 4 Where's the van? | It's _____ the car and the lorry. |

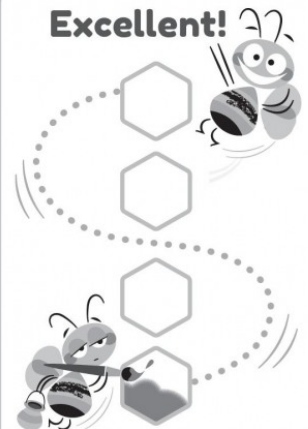
Unit 5 My progress ✓

- | | | | |
|--|---|---|---|
| I can talk about places in town. | ✓ | ✓ | ✓ |
| I can ask about what is in a street or town. | ✓ | ✓ | ✓ |
| I can talk about where vehicles are. | ✓ | ✓ | ✓ |
| I can read a story. | ✓ | ✓ | ✓ |
| I can write about transport in my town. | ✓ | ✓ | ✓ |
| I can make a town map. | ✓ | ✓ | ✓ |



My effort

Excellent!







6

At the weekend

Lesson 1 Words

1 Read and match.

- 1 play tag ●
- 2 play ice hockey ●
- 3 play dominoes ●
- 4 play badminton ●
- 5 play chess ●
- 6 play Frisbee ●
- 7 play hide and seek ●
- 8 play table tennis ●



2 Look and write.

Adventure Weekend

1

2

3

4

5

6

7

8

1 play table tennis

2 _____

3 _____

4 _____








5 _____

6 _____

7 _____

8 _____

3 Look, read and complete.

	1 	2 	3 	4 	5 	6 
	✓	✓	x	x	✓	x

1 I can play chess.

4 I can't play _____.

2 I can play _____.


5 I can play _____.

3 I can't play _____.

6 I can't play _____.

4 Look, read and write.


1



What games do you like?

I like table tennis and Frisbee.

2



What games do you like?

I like _____

3



What _____?

I like _____


4




_____?

1 Read and number.

- 1 He's playing ice hockey.
- 2 She's playing chess.
- 3 She's playing table tennis.
- 4 He's playing chess.
- 5 She's playing ice hockey.
- 6 He's playing table tennis.



2 Look, read and complete.



- 1 What's he doing? He's playing tag.
- 2 What's she doing? She's _____.
- 3 What's he doing? _____.
- 4 What's he doing? _____.
- 5 _____ ? _____.
- 6 _____ ? _____.


3 Order the words. Then match.

1 badminton. playing They're
They're playing badminton.

2 playing dominoes. They're

3 They're hide and seek. playing

4 playing They're chess.



4 Look, read and complete.



1 What are they doing?

They're playing tag.

2 What are they doing?

They're _____.

3 What are they doing?

_____.

4 What are they doing?

_____.

5 What _____?

_____.

6 _____?


_____.

1 Order the letters.



l y p a

_____ play _____ with friends



o d

_____ judo



d a e r

_____ comics



t w h a c

_____ TV



y | f

_____ a kite



n i s e l t

_____ to music

2 Look, read and complete.



1 What's she doing?

She's watching TV.

2 What's he doing?

He's _____.

3 What's she doing?

4 What's he doing?


5 What's he doing?

6 What's she doing?

3 Look, read and circle.



Is he playing with friends?
Yes, he is. / No, he isn't.



Is she watching TV?
Yes, she is. / No, she isn't.




Is she doing judo?
Yes, she is. / No, she isn't.



Is he flying a kite?
Yes, he is. / No, he isn't.

4 Look, read and write.



1 Is she reading comics?

2 Is he playing with friends?

3 Is he listening to music?

4 Is she doing judo?

5 _____? Yes, she is.


6 _____? Yes, he is.

No, she isn't.

1 Look at the pictures. What sports and games can you see?


2 Read the story.


Evie's day at home





3 Read again. Match and write.


- 1 Who is on the sofa? ●
- 2 Who can see Ravi in the park? ●
- 3 Who is playing Frisbee? ●
- 4 Who is flying a kite? ●
- 5 Who is doing judo? ●

a  _____

b  _____

c  Evie _____


d  _____


e  _____


4 Read and complete. Then number.


~~Frisbee~~ see judo Let's

- 1 I can't play Frisbee.
- 2 _____ play dominoes!
- 3 I can _____ Ravi!
- 4 Lucy is doing _____.









5 Circle, tick ✓ and colour.

1 Circle.
My favourite part of the story is

1 2 3

4 5 6

2 Tick ✓.
My favourite character is




 

3 Colour.
How many stars for the story?



Reading

1 Write. numbers ~~chalk~~ points lines



- 1 chalk
- 2 _____
- 3 _____
- 4 _____

2 Read and complete. park game ~~friends~~ point circles draw





Favourite games



Marta

My favourite game is Tic-Tac-Toe. I play Tic-Tac-Toe with my ¹ friends . We ² _____ lines with chalk. There are nine squares. We draw circles and crosses. I try to draw three ³ _____ in a line. My friend tries to draw three crosses in a line. You get a ⁴ _____ when you make a line. We play Tic-Tac-Toe in the playground or in the ⁵ _____. These are my friends Ela and Robert. They're playing Tic-Tac-Toe in the park. Tic-Tac-Toe is a great ⁶ _____ !





Writing

3 Read and circle.

How to play Tic Tac Toe

- 1 We draw / are drawing / draws lines with chalk.
- 2 The players makes / are making / make lines.
- 3 The player with a line is winning / wins / win the game.
- 4 The winner get / gets / is getting a point.

4 Read and circle or write. Then write and draw for you.

My favourite game is **hopscotch** / **hide and seek** / _____.

I play the game with my **friends** / **brother** / _____.

We **draw lines** / **hide** / _____.

We **write numbers in the squares** / **close our eyes** / _____.

We **jump in the squares** / **count to ten** / _____.

You get points when you **make a line** / **find a friend** / _____.

We play _____ in the **playground** / **house** / _____.

←

Favourite games

☎

My favourite game is _____.

1 Find, circle and write.

play Frisbee chalk read comics listen to music numbers do judo

1



do judo

4



2



5



3



6



2 Write the words in the correct boxes.

play hide and seek


~~watch TV~~

~~play tag~~

play with friends

fly a kite

read comics



play tag



watch TV

3 Look and write.

1 What's he doing?



He's playing dominoes.

2 What's she doing?



3 What's he doing?




4 What's she doing?



4 Look, read and write.

- 1 Is he playing ice hockey?
- 2 Is he flying a kite?
- 3 Is she listening to music?
- 4 Is he playing with friends?

No, he isn't.



5 What are they doing?

They're _____.

6 What _____?

They're _____.

7 What _____?

8 What _____?

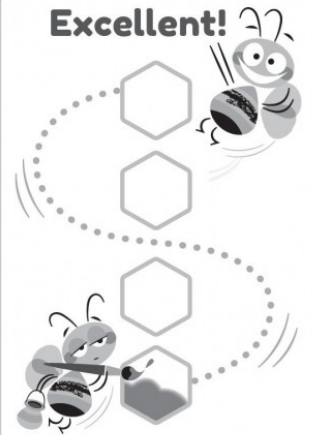
Unit 6 My progress ✓

- I can talk about sports and games.
- I can ask about what people are doing.
- I can talk about free-time activities.
- I can read a story.
- I can write about my favourite game.
- I can make a free time poster.



My effort

Excellent!




7

My day

Lesson 1 Words

1 Read and number.

- 1 go to school 2 have a shower 3 brush my hair 4 go to bed
5 brush my teeth 6 get dressed 7 do my homework 8 get up



2 Write.




do my
homework







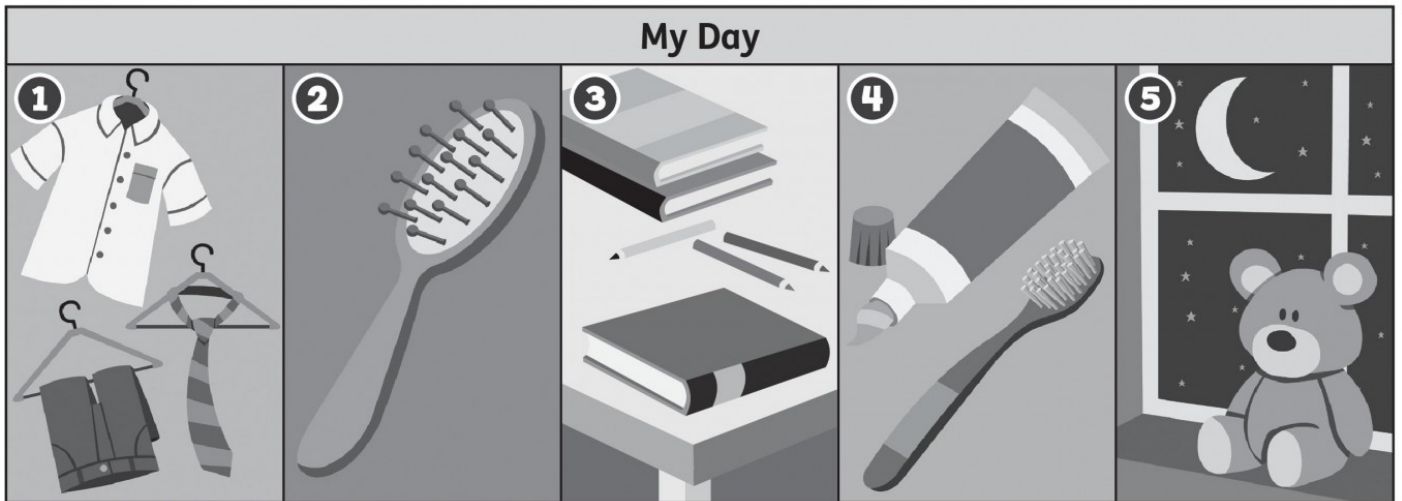








3 Look and write.



1 I get dressed in the morning.

2 I _____ in the morning.

3 I _____ in the afternoon.

4 I _____ in the evening.

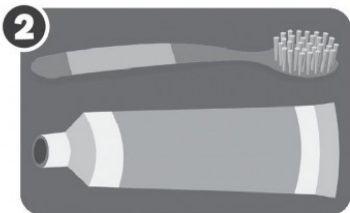
5 I _____ in the evening.

4 Read. Then write about you.




I have a shower in the morning. What about you?

I have a shower in the _____.




I brush my teeth in the evening. What about you?



I do my homework in the afternoon. What about you?

1 Look, read and circle.








- | | |
|---|-------------------|
| 1 What do you do in the <u>morning</u> / afternoon? | I go to school. |
| 2 What do you do in the afternoon / evening? | I brush my teeth. |
| 3 What do you do in the morning / afternoon? | I watch TV. |
| 4 What do you do in the morning / evening? | I brush my hair. |
| 5 What do you do in the afternoon / evening? | I go to bed. |
| 6 What do you do in the morning / afternoon? | I do my homework. |

2 Look at 1. Write.

- | | |
|---|------------------|
| 1 What do you do in the _____ <u>morning</u> _____? | I get up. |
| 2 What do you do _____? | I have a shower. |
| 3 What do you _____? | I have lunch. |
| 4 What _____? | I go to bed. |

3 Look, read and tick ✓ or cross X.

Wednesday	Thursday	Friday	Saturday	Sunday
				

1 I do judo on Saturday.

4 I don't play chess on Friday.

2 I go to school on Wednesday.

5 I fly a kite on Thursday.

3 I don't fly a kite on Sunday.

6 I do homework on Friday.

4 Write about you.



Tuesday

I play / don't play with friends
on Tuesday.



Wednesday

I
on Wednesday.



Thursday



Friday



Saturday

1 Look and match.

- 1 It's three o'clock. ●
- 2 It's three fifteen. ●
- 3 It's three twenty. ●
- 4 It's three thirty. ●
- 5 It's three forty-five. ●
- 6 It's three fifty. ●



2 Look and write. What time is it?



It's two thirty. _____



It's _____.










3 Look, read and circle.



She gets / doesn't get up
at seven o'clock.



He goes / doesn't go to school
at nine thirty.



She does / doesn't do her homework
at four fifteen.



He goes / doesn't go to bed
at eight forty-five.

4 Look, read and write.



1 When does she brush her teeth?
She brushes her teeth at _____.




2 When does he get dressed?

3 When does he have a shower?

4 When does she watch TV?

- 1 Look at the pictures. What daily routine activities can you see?
- 2 Read the story.

Benny the bear




3 Read again. Order the words. Then number.

1 eight o'clock. have at breakfast We

We have



2 with my friends I on Tuesday. play Frisbee



3 do What Wednesday? on do you



4 Complete. Who says it? Tick ✓. ~~seven~~ friends thirty tag breakfast

- I have breakfast with my friends on Monday.
- Where's _____, Mikey?
- It's nine _____, Benny!
- We play _____ at ten o'clock.
- It's Wednesday! It's _____ thirty!

Benny	Polly	Mikey
✓		

5 Circle, tick ✓ and colour.

1 **Circle.**
My favourite part of the story is

1

2


3

4

5

6

2 **Tick ✓.**
My favourite character is



3 **Colour.**
How many stars for the story?



Reading

1 Write. **dentist** **farmer** **taxi driver** ~~police officer~~









2 Read and write the times.

Family routines

When does your mum get up, Mia?

My mum gets up at seven fifteen in the morning.

She's a police officer.



When does your dad get up?

My dad gets up at four forty-five in the afternoon! He's a taxi driver.

What's your mum's routine?

She gets dressed at seven twenty and she goes to work at eight thirty. She has dinner with me in the evening.



What's your dad's routine?

He goes to work at six fifty in the evening. He has a shower and he goes to bed at nine o'clock in the morning.



1 Mia's mum gets up at .

3 Mia's mum goes to work at .

2 Mia's dad gets up at .

4 Mia's dad goes to bed at .



Writing

3 Read and complete.

1 **brush** / **brushes**

I brush my hair in the morning.

2 **get up** / **gets up**

My dad _____ at seven o'clock.

3 **do** / **does**

We _____ our homework in the evening.

4 **go** / **goes**

My mum _____ to bed at ten thirty.

4 Look at 2. Read. Choose a family member and write and draw for you.

aunt

uncle

grandma

grandpa

mum

dad

My **uncle** gets up at **five o'clock** in the **morning**. He's a **farmer**.
 He **has breakfast** at **five thirty** and he **goes to work** at **six o'clock**.
 He **has dinner** at home in the **evening**.
 He **goes to bed** at **nine o'clock**.

Family routines

When does your _____ get up?

What's your _____'s routine?


1 Look and write. What time is it?

1



It's four fifteen.

3



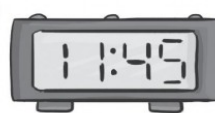
It's _____.

2



It's _____.

4



It's _____.

2 Read and colour.

jobs = green


daily routines = red

times = blue


one o'clock	get up	farmer	eleven fifty
three fifteen	two forty-five	five thirty	brush my hair
get dressed	police officer	go to bed	taxi driver

3 Look and write.

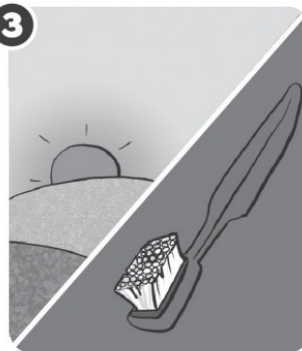
1



2



3



4



1 What do you do in the morning ? I get dressed.

2 What do you do _____ ? _____





3 What do you do _____ ? _____

4 What do you do _____ ? _____

4 Complete the sentences with *don't*.

- 1 I go to school on Monday. I don't go to school on Saturday.
- 2 I watch TV on Saturday. _____ on Tuesday.
- 3 I do my homework on Sunday. _____ on Friday.
- 4 I play chess on Friday. _____ on Monday.

5 Look, read and write.


	7:20	7:45	8:50	8:15
HELEN'S DAY				

- 1 When does Helen go to school?
She goes to school at eight fifty.
- 2 When does Helen brush her teeth?

- 3 When _____?
She goes to bed at eight fifteen.
- 4 When _____?
She gets up at seven twenty.

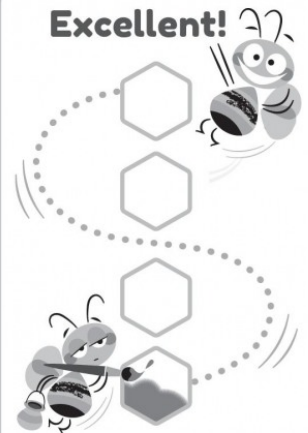
Unit 7 My progress ✓

- I can talk about daily routines.
- I can ask about daily routines.
- I can tell the time.
- I can read a story.
- I can write about my family routines.
- I can make a zig-zag book.



My effort

Excellent!



8

My talents

Lesson 1 Words

1 Read and circle.



skip
kick



throw
bounce



kick
skateboard



rollerblade
hop



ride a bike
skateboard



rollerblade
bounce



hop
throw



skip
ride a bike

2 Look and write.

- 1 rollerblade
- 2 _____
- 3 _____
- 4 _____
- 5 _____
- 6 _____
- 7 _____
- 8 _____



3 Match and write.

1



a



He can _____.

2



b



She can _____.

3



c



She can skateboard.

4



d



He can _____.

5



e



She can _____.

4 Look and write. rollerblade hop bounce

1

What can you do?



I can _____.

2

What can you do?



3

_____ ?



1 Look, read and circle.



Do you like rollerblading?
Yes, I do. / No, I don't.



Do you like hopping?
Yes, I do. / No, I don't.



Do you like rollerblading?
Yes, I do. / No, I don't.



Do you like hopping?
Yes, I do. / No, I don't.

2 Look and write.



- a I like kicking a ball.
b I don't like _____.



- a I like _____ a bike.
b I don't like _____.



- a I like _____.
b I don't like _____.

3 Look, read and complete. Then circle.



- 1 Does he like skateboarding? Yes, he does. / No, he doesn't.
 2 Does he like _____? Yes, he does. / No, he doesn't.
 3 Does she like _____? Yes, she does. / No, she doesn't.
 4 Does he like _____ a bike? Yes, he does. / No, he doesn't.
 5 Does she like _____ a ball? Yes, she does. / No, she doesn't.

4 Look and write. likes doesn't like he like she like

1



He doesn't like _____
 skipping.

2



She _____
 bouncing.

3



She _____
 _____.

4



Does _____?
 Yes, he does.

5



Does _____?
 _____.

1 Find, circle and write.

juggle bake cupcakes act play the keyboard dog gymnastics paint pictures



act





2 Look and write. Yes, he does. No, he doesn't. Yes, she does. No, she doesn't.

- 1 Does he like playing the keyboard? Yes, he does.
- 2 Does he like baking cupcakes? _____
- 3 Does she like doing gymnastics? _____
- 4 Does she like painting pictures? _____
- 5 _____ juggling? _____
- 6 _____ acting? _____


3 Look, read and tick ✓.


1 I'm good at baking cupcakes.

a 


b 


2 I'm good at doing gymnastics.

a 

b 

3 Are you good at painting pictures?


a 

b 

Yes, I am.


4 Are you good at acting?


a 

b 

No, I'm not.


5 Are you good at playing the keyboard?


a 

b 

No, I'm not.

6 Are you good at juggling?

a 

b 

Yes, I am.

4 Read and write answers for you.

1 Are you good at rollerblading? _____

2 Are you good at hopping? _____

3 Are you good at baking cupcakes? _____

4 Are you good at playing the keyboard? _____


5 I'm good at _____.

6 I'm _____.

1 Look at the pictures. What skills and talents can you see?

2 Read the story.

The school fun day



3 Read again and write the answers.

Yes, he is. ~~No, he isn't.~~ Yes, she does. No, he doesn't.



Is Jake good at kicking?

No, he isn't.



Does Orla like playing football?



Does Jake like bouncing?



Is Jake good at baking cupcakes?

4 Complete. Who says it? Match. fun ~~like~~ playing cupcakes

1 Do you like bouncing?

2 It's the school _____ day today!

3 Those are my _____.

4 I like _____ football!




5 Circle, tick ✓ and colour.

1 **Circle.**
My favourite part of the story is

- | | | |
|----------|----------|----------|
| 1 | 2 | 3 |
| 4 | 5 | 6 |

2 **Tick ✓.**
My favourite character is



3 **Colour.**
How many stars for the story?



Reading

1 Look and tick ✓.

- | | | | |
|---------------|--------------------------|-------------|-------------------------------------|
| 1 costumes | <input type="checkbox"/> | celebration | <input checked="" type="checkbox"/> |
| 2 children | <input type="checkbox"/> | dancers | <input type="checkbox"/> |
| 3 celebration | <input type="checkbox"/> | costumes | <input type="checkbox"/> |
| 4 dancers | <input type="checkbox"/> | children | <input type="checkbox"/> |



2 Read. Correct the sentences. Change one word.

⏪ ⏩ ↻

+

🏠 Home
👤 About me
🔗 Links

Mask dances

In Romania, we have a big celebration for New Year. Children sing a song for the new year.

This is my cousin. She's wearing a costume from Romania. It's a white shirt, a hat and a skirt with flowers on it.

These dancers are wearing masks. They're doing a mask dance. They're dancing in a circle. I love watching the mask dances and I love New Year!

by Paul

1st January

- 1 In Romania, there is a big circle for New Year.
- 2 Teachers sing a song.
- 3 My mask is trousers, boots and a shirt.
- 4 The dentists are doing a mask dance.

celebration



Writing

3 Write the adjectives and nouns.

	Adjective	Noun
1 We have a big celebration.	big	celebration
2 We say goodbye to the old year.	_____	_____
3 There are a lot of different dances.	_____	_____
4 They're wearing funny masks.	_____	_____

4 Read. Then write and draw for you.

Bhangra

In **India**, we have a celebration for **New Year**.

Children **have a lot of fun**.

My costume is **blue trousers** and a **white jacket**.

Look! These dancers are doing a **bhangra** dance.

They're **jumping to the music**.

I love **dancing** and I love **bhangra**!



◀ ▶ ↻ +
✕

In _____, we have a
celebration for _____.

1 Look and write. Find the secret word.



1 t h r o w



2

3



4



5

6



The secret word is t_____.

2 Circle the odd one out. Then write.

1 paint pictures costumes do gymnastics act costumes

2 skateboard ride a bike children rollerblade _____

3 celebration skip hop throw _____

4 dancers costumes celebration kick _____

3 Look, read and complete.



1 He likes kicking a ball.

2 She doesn't like _____.

3 She likes _____ the keyboard.


4 He doesn't like _____ cupcakes.

4 Read and write the answers.

- 1 Does he like doing gymnastics? ✓ Yes, he does.
- 2 Are you good at baking cupcakes? ✗ _____
- 3 Does she like playing the keyboard? ✗ _____
- 4 Are you good at juggling? ✓ _____
- 5 Does he like skipping? ✓ _____


5 Draw 😊 or ☹️ for you. Then draw and write. **like don't like**

1




😊

2



😊

3



😊

4

😊

5

😊

- 1 I _____ riding a bike.
- 2 I _____ painting pictures.
- 3 I _____ bouncing.
- 4 I _____.
- 5 I _____.

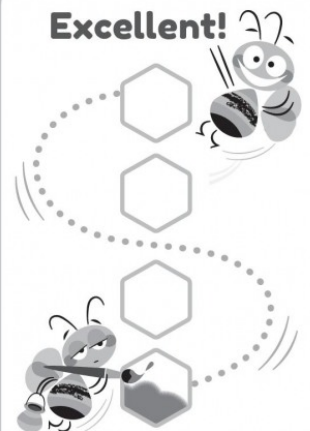
Unit 8 My progress ✓

- I can talk about skills.
- I can ask about what people like doing.
- I can talk about my talents.
- I can read a story.
- I can write about a celebration.
- I can make a poster for a talent show.



My effort

Excellent!




9

My home

Lesson 1 Words

1 Look and match.

- 1 armchair ●
- 2 fireplace ●
- 3 painting ●
- 4 coffee table ●



- 5 shelf
- 6 vase
- 7 curtains
- 8 rug

2 Find, circle and write.

1



shelf

2



3



4




b	c	o	c	f
a	u	p	o	i
r	r	a	f	r
m	t	i	f	e
c	a	n	e	p
h	i	t	e	l
a	n	i	t	a
i	s	n	a	c
r	u	g	b	e
s	h	e	l	f
v	a	s	e	v

5



6



7



8




3 Look, read and complete.



- 1 The armchair is in front of the window.
- 2 The window is between the _____.
- 3 The armchair is behind the _____.
- 4 The _____ is on the coffee table.
- 5 The _____ is under the painting.
- 6 The painting is next to the _____.

4 Look and write.



Where shall I put the vase?
On the _____.



Where _____ armchair?
Next to the _____.




_____ coffee table?
On the _____.

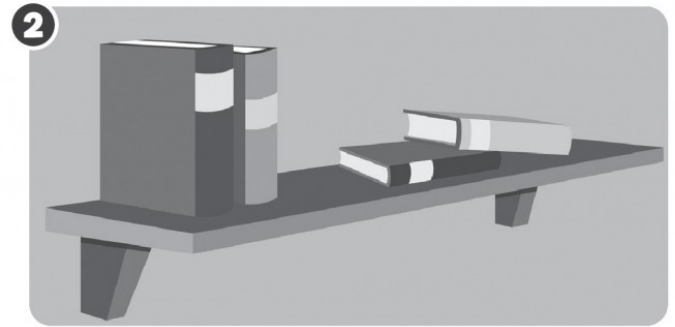


_____ painting?
Next to the _____.

1 Read and circle.



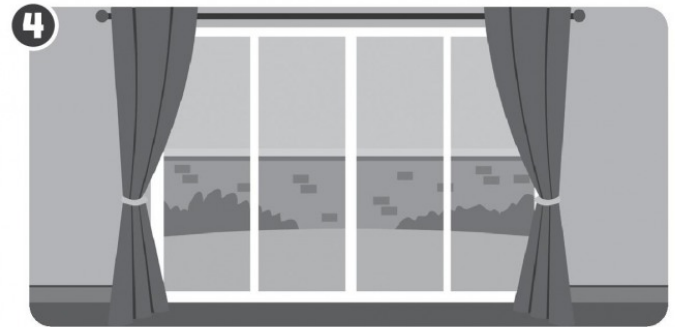
There's / are a rug on the floor.



There's / are four books on the shelf.



There's a / some painting on the wall.

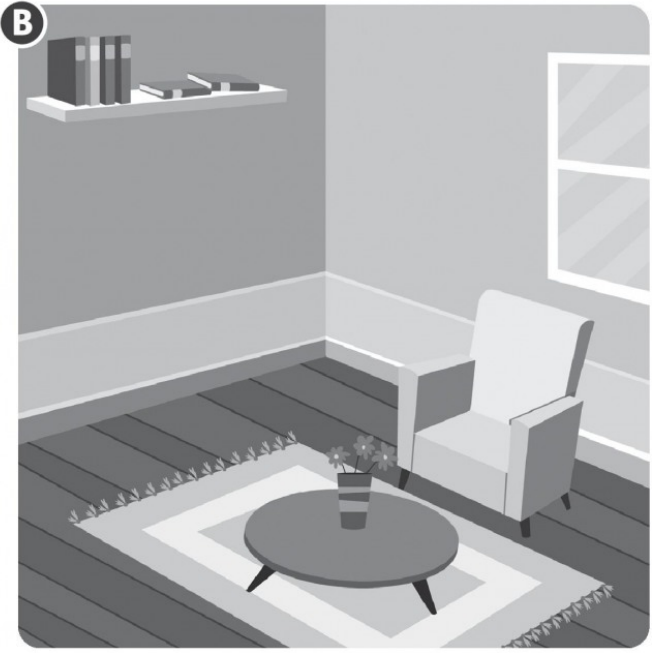


There are three / some curtains.

2 Look, read and complete. There five There's ~~are~~ some a

- 1 There are two paintings on the wall.
- 2 _____ a coffee table on the rug.
- 3 There are _____ books on the shelf.
- 4 There's _____ cushion on the armchair.
- 5 _____'s a vase on the coffee table.
- 6 There are _____ flowers in the vase.

3 Read and write A or B.



- 1 There isn't a vase on the coffee table.
- 2 There aren't any paintings on the wall.
- 3 There isn't a fireplace in the room.
- 4 There isn't a rug on the floor.
- 5 There aren't any cushions on the armchair.

A

4 Look at 3 and write. **there isn't a** **there aren't any**

- 1 In picture A, there's a book on the coffee table.
In picture B, there isn't a book on the coffee table.
- 2 In picture A, there are some curtains.

- 3 In picture A, there's a vase on the shelf.

- 4 In picture A, there are two cars on the floor.

1 Look and write. fork jug ~~knife~~ glass spoon plate

1 k
n
i
4 f
5 e
6

2 Look, read and write. Yes, there is. No, there isn't.



1 Is there a jug on the table?

Yes, there is.

2 Is there a fork on the table?


3 Is there a glass on the table?

4 Is there a spoon on the table?


5 Is there a knife on the table?

6 Is there a plate on the table?

3 Look, read and colour.



- 1 The grey plate is bigger than the yellow plate.
- 2 The red spoon is longer than the purple spoon.
- 3 The pink jug is newer than the brown jug.



- 4 The black knife is shorter than the red knife.
- 5 The orange glass is smaller than the green glass.
- 6 The blue fork is older than the pink fork.


4 Look at 3 and write.

- 1 (short) The purple spoon is shorter than the red spoon.
- 2 (small) The yellow plate _____.
- 3 (old) The brown jug _____.
- 4 (new) The pink fork _____.
- 5 (big) The green glass _____.
- 6 (long) The red knife _____.

1 Look at the pictures. What furniture and kitchen things can you see?



2 Read the story.


The big cake





3 Read again. Match and write.

- 1 Who has got an idea? ●
- 2 Who makes a new cake? ●
- 3 Who makes the smaller cake? ●
- 4 Who has got a spoon? ●

a   _____

b  _____

c  Luca

d  _____

4 Read and complete. Then number in order.

bigger **football** **cake** ~~**new**~~

- 1 Let's make a new cake!
- 2 Our cake is _____ than Dad's cake.
- 3 There's a ball on my _____!
- 4 Let's play _____.


5 Circle, tick ✓ and colour.



1 **Circle.**
My favourite part of the story is

1 **2** **3**

4 **5** **6**

2 **Tick ✓.**
My favourite character is



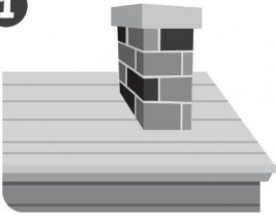
3 **Colour.**
How many stars for the story?



Reading

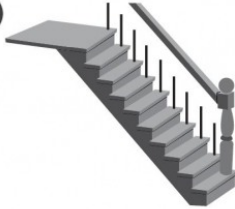
1 Read and circle.

1



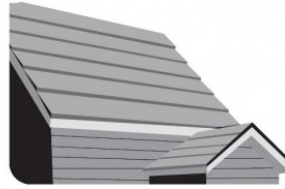
stairs
 chimney

2



furniture
 stairs

3



roof
 chimney

4



furniture
 roof

2 Read and complete.

FROM mari@oup.xyz.com TO ben@oup.xyz.com

SUBJECT My house

Hi! I live in an old house in Helsinki, in Finland. My house has got a black roof. It's got a chimney, because it's got a fireplace! There's a living room and a kitchen downstairs. There are three bedrooms upstairs. There are stairs from the living room to the bedrooms.

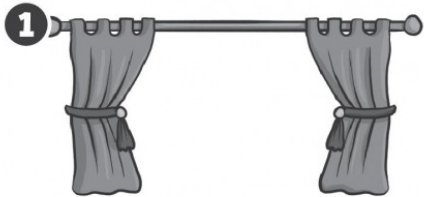
My bedroom is under the roof! It's got grey and white walls. There isn't a lot of furniture in my bedroom. There aren't any shelves. There's a sofa next to the bed. There are cushions on the sofa, and there's a guitar on my bed. I like my bedroom because it's cool!
 Mari




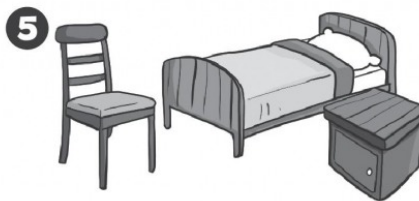

- 1 Mari's house has got a black roof.
- 2 There's a _____ on Mari's roof.
- 3 You go up the _____ to the bedrooms.
- 4 Mari's bedroom hasn't got a lot of _____.

1 Find, circle and write.

spoon fireplace curtains stairs glass furniture



curtains



2 Write the words in the correct boxes.

coffee table chimney
plate roof ~~rug~~ knife

living room	kitchen	house
rug		

3 Look and write.



The fork is _____ than the knife.




The plate is _____



The vase is _____

4 Look, read and write.

There's a There's an There isn't a There aren't any
 There are some There are two ~~There aren't any~~ There are three



- 1 There aren't any books on the shelf.
- 2 _____ armchair in the living room.
- 3 _____ books on the coffee table.
- 4 _____ fireplace in the living room.
- 5 _____ cushion on the armchair.
- 6 _____ paintings on the wall.
- 7 _____ curtains in the living room.
- 8 _____ flowers in the vase.

Unit 9 My progress ✓


- I can talk about living room furniture.
- I can talk about what is in a room.
- I can compare kitchen things.
- I can read a story.
- I can write about my house.
- I can design my dream house.



My effort

Excellent!

1 Read and number.




- 1 bowling alley
- 2 café
- 3 funfair
- 4 castle
- 5 skate park
- 6 wildlife park
- 7 swimming pool
- 8 adventure playground


2 Write.



adventure
playground
















3 What's in the town? Look and complete.

1



There's a skate
park.

2



There's a _____
_____.

3



There's a _____
_____.

4



There's a _____
_____.

5



There's a _____
_____.

6



There's an _____
_____.

4 Look and write.



1



I like the
bowling alley.

So do I. But I prefer
the funfair.



2



I like the
swimming pool.

So do I. But _____



3



I like the café.




4



I like the adventure
playground.



1 Look, read and match.



- | | |
|------------------------------|-----------------|
| 1 I was at the funfair | a on Monday. |
| 2 I was at the wildlife park | b on Tuesday. |
| 3 I was at the skate park | c on Wednesday. |
| 4 I was at the swimming pool | d on Thursday. |
| 5 I was at the castle | e on Friday. |
| 6 I was at the bowling alley | f on Saturday. |

2 Draw your favourite places. Then write for you.



MY WEEK

Wednesday	Thursday	Friday	Saturday	Sunday

- 1 I was at the _____ on Wednesday.
- 2 _____ on Thursday.
- 3 _____ on Friday.
- 4 _____ on Saturday.
- 5 _____ on Sunday.

3 Read and number.

- Where were you yesterday?
I was at the café.
- Where were you on Friday?
I was at the adventure playground.
- Where were you on Monday?
I was at the swimming pool.
- Where were you yesterday?
I was at the skate park.
- Where were you on Tuesday?
I was at the wildlife park.



4 Follow and write the questions and answers.

Monday

Wednesday

Friday

Yesterday



- Where were you _____ on Monday?
I was at the _____.
- _____ on Wednesday?
I was _____.
- _____ on Friday?

- _____ yesterday?

1 Look and write. Find the secret word.

sunny rainy ~~snowy~~ cloudy foggy windy

The secret word is S_____.

2 Look, read and complete.



rainy / snowy

- a Is it snowy? Yes, it is.
b Is it _____? No, it isn't.



sunny / windy

- a Is it _____? No, it isn't.
b Is it _____? Yes, it is.



cloudy / sunny


- a Is it _____? No, it isn't.
b Is it _____? Yes, it is.



rainy / foggy

- a Is it _____? No, it isn't.
b Is it _____? Yes, it is.

3 Look, read and match.



- 1 What was the weather like on Monday?
- 2 What was the weather like on Tuesday?
- 3 What was the weather like on Wednesday?
- 4 What was the weather like on Thursday?
- 5 What was the weather like on Friday?
- 6 What was the weather like on Saturday?

- a It was rainy.
- b It was cloudy.
- c It was foggy.
- d It was snowy.
- e It was sunny.
- f It was windy.

4 Look and write the questions and answers.

My Weather Diary

Thursday	Friday	Saturday	Sunday




- 1 What was the weather like _____ on Sunday?
It was _____.
- 2 What _____ on Friday?
It _____.
- 3 _____ on Saturday?

- 4 _____ on Thursday?

1 Look at the pictures. What fun places can you see?

2 Read the story.

Molly's weekend



3 Read again. Correct the sentences. Change one word.

- 1 Marcus was at the bowling alley yesterday.
- 2 Marcus was in his living room yesterday.
- 3 Marcus' bedroom is very dirty now.
- 4 Marcus and Molly have fun at the castle.
- 5 It's hot and windy at the beach.

Molly

4 Read and write the answers. Then number.

at the beach ~~at the bowling alley~~ in my bedroom at the adventure playground

- 1 Where were you yesterday morning, Molly?

I was at the bowling alley.

- 2 Where were you yesterday afternoon?

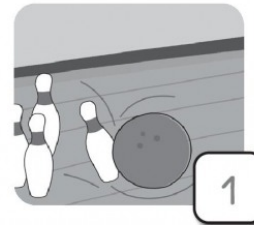
- 3 Where were you this morning?

- 4 Where were you this afternoon?








 1

5 Circle, tick ✓ and colour.

1

Circle.

My favourite part of the story is

1

2

3

4


5

6

2

Tick ✓.

My favourite character is



3

Colour.

How many stars for the story?



Reading

1 Write. **dive** ~~water park~~ **splash** **slide**



1 water park

2 _____

3 _____

4 _____

2 Read and complete the activities.

Ali's Diary

Friday

Today was great! It was hot and sunny. I was at the beach with my mum, my dad and my baby sister. It was great fun! I like diving in the sea. You can see a lot of fish under the water. I like making sandcastles on the beach, too.

There's a big water park. You can play on slides and splash in swimming pools at the water park. You can eat pizza and ice cream at the café. Yummy! I was very happy today!



What can you do at the beach?

- 1 dive in the sea
- 2 _____ a lot of fish
- 3 _____ sandcastles

What can you do at the water park?

- 4 _____ on slides
- 5 _____ in swimming pools

What can you do at the café?

- 6 _____ pizza

1 Match and write.

1 wildlife ●

● pool ●



2 swimming ●

● alley ●



3 adventure ●

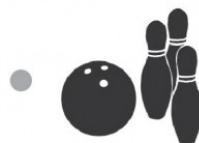
● park ●



_____ wildlife park

4 bowling ●

● playground ●



2 Circle the odd one out. Then write.

1 café adventure playground Monday funfair

_____ Monday

2 cloudy rainy slide windy

3 bowling alley snowy swimming pool wildlife park

4 splash skate park dive slide

3 Order the words. Then match.

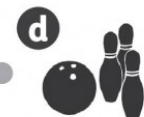
1 was I at on Monday. the bowling alley

_____ I was at the bowling alley on Monday.

2 the castle I at on Saturday. was

3 at I yesterday. was the swimming pool

4 was on Wednesday. at I the funfair



4 Look, read and write.

1 Where were you on Monday?



I was at the café.

2 Where were you on Friday?





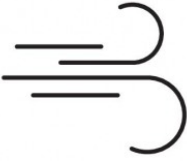

3 Where _____ Sunday?



4 _____ yesterday?



5 Look, read and write.

My weather diary				
	Thursday	Friday	Saturday	Sunday

1 It's Friday. What was the weather like yesterday?

It was snowy.

2 It's Sunday. What was the weather like yesterday?

3 It's Saturday. What was the weather like yesterday?

4 It's Monday. What was the weather like yesterday?

Unit 10 My progress ✓

I can talk about fun places.

I can talk about where I was in the past.

I can talk about what the weather was like.

I can read a story.

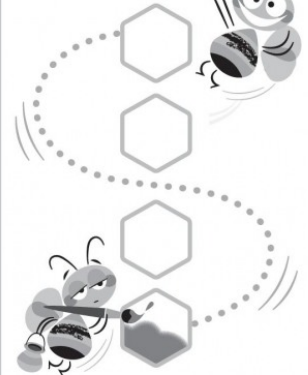
I can write about a fun day out.

I can make a holiday poster.



My effort

Excellent!



1

Grammar check

Have you **got** a folder?

Yes, I **have**.
No, I **haven't**.

1 Read and write.

- 1 Have you got a pencil case? ✓ Yes, _____.
- 2 Have you got a folder? ✗ No, _____.
- 3 Have you got a dictionary? ✓ _____

Has he / she **got** a dictionary?

Yes, he / she **has**.
No, he / she **hasn't**.

2 Look, circle and write.

1



Has he / she got scissors?
No, _____.

2



Has he / she got a pencil sharpener?

3



Has he / she got a lunch box?

We've got **our** shorts.

They've got **their** sports bags.

3 Read and complete. **our** **their**

- 1 We've got our shorts.
- 2 They've got _____ tracksuits.
- 3 They've got _____ trainers.
- 4 We've got _____ football boots.

I **have** pasta for lunch.

Do you **have** chips for lunch?

Yes, I **do**.
No, I **don't**.

1 Read and circle.

- 1 I **have** / **do** chicken for lunch.
- 2 **Do** / **Have** you have meatballs for dinner? Yes, I **do** / **don't**.
- 3 Do you **have** / **do** yoghurt for breakfast? No, I **do** / **don't**.

He / She **has** pasta
for lunch.

Does he / she **have**
chips for lunch?

Yes, he / she **does**.
No, he / she **doesn't**.

2 Look, read and complete. **does has doesn't have doesn't**



- 1 She _____ **has** _____ salad for dinner.
- 2 She _____ meatballs for dinner.
- 3 Does she have chicken for dinner? Yes, she _____.
- 4 Does she have cereal for dinner? No, she _____.

Do you
like peas?

Yes, I **do**.
No, I **don't**.

Does he / she
like peas?

Yes, he / she **does**.
No, he / she **doesn't**.

3 Read and write.

- 1 Do you like carrots? 😊 _____ *Yes, I do.*
- 2 Does he like beans? ☹️ _____
- 3 Do you like potatoes? ☹️ _____
- 4 Does she like peppers? 😊 _____

Elephants **live** on land.

Elephants **don't live** in water.

1 Look, read and complete. **live don't live**



- 1 Monkeys _____ on land.
- 2 Giraffes _____ in water.
- 3 Hippos _____ on land and in water.

Do dolphins **live** in water?

Yes, they **do**.
No, they **don't**.

2 Order the words. Write the answers.

1 penguins Do land? live on

Do _____

2 in live elephants water? Do

What **do** zebras **eat**?

They **eat** grass.

They **don't eat** meat.

3 Read and write.

1 **meat** ✓ **nuts** ✗ What do tigers eat?

They eat _____. They don't eat _____.

2 **leaves** ✓ **fish** ✗ What do giraffes eat?

Whose watch is it?

It's **mine**. / It's **yours**. / It's **his**. / It's **hers**.**1** Read and write. **his** **hers** ~~yours~~ **mine**

- 1 You've got a guitar. Whose guitar is it? It's yours.
- 2 She's got a trophy. Whose It's _____.
- 3 He's got a poster. _____? It's _____.
- 4 I've got a puppet. _____? It's _____.

Whose puppet is it?

It's **ours**. / It's **yours**. / It's **theirs**.**2** Look, read and complete. **ours** **yours** **theirs**

1 Whose helicopter is it?
It's _____.



2 Whose ball is it?
It's _____.



3 Whose kite is it?
It's _____.

What **are** you **wearing**?I'm **wearing** jeans and a hoodie.**3** Read and complete. ~~wearing~~ **are** **and** **wearing** **What** **I'm**

- 1 What are you wearing? _____ wearing jeans and a coat.
- 2 What _____ you wearing? I'm _____ a hoodie and boots.
- 3 _____ are you wearing? I'm wearing shorts _____ sandals.

Is there a school in your street?

Yes, there is.
No, there isn't.

1 Look, read and write.



- 1 Is there a _____ park in your street?
Yes, _____.
- 2 _____ bus stop in your street?

- 3 _____ school in your street?

Are there any hotels in your town?

Yes, there are.
No, there aren't.

2 Read and write.

- 1 Are there any _____ supermarkets in your town? Yes, _____.
- 2 _____ parks in your town? No, _____.
- 3 _____ hospitals in your town? Yes, _____.

Where's the car?

It's in front of / next to / behind the van(s).
It's between the van and the motorbike.

3 Look, read and write.



- 1 Where's the lorry?
It's _____ van.
- 2 Where's the van?
_____ lorry.
- 3 Where's the motorbike?
_____ van and the train.

What's he / she doing?

He's / She's **playing** badminton.**1** Look and write.

1 What's she doing?



2 What's he doing?



3 _____?



She's playing ice hockey.

What are they doing?

They're **playing** hide and seek.**2** Write.

1 (tag) What are they doing?

They're _____.2 (chess) What _____?

3 (Frisbee) _____?

Is he / she **listening** to music?Yes, he / she **is**.No, he / she **isn't**.**3** Look, read and write.

1 Is she doing judo?

2 Is _____?

Yes, he is.

What do you do in the morning / afternoon / evening?

I brush my teeth.

1 Write questions. Then answer for you.

1 What _____ in the morning?

I _____

2 _____ in the evening?

I go to school on Monday.

I don't go to school on Saturday.

2 Order the words.

1 Tuesday. I go to school on


I go _____

2 watch TV on I Thursday. don't

When does he / she get up?

He / She gets up at seven o'clock.
He / She doesn't get up at seven thirty.

3 Look, read and write.



1 When does she get up?

She _____ at six thirty.

2 When does he have dinner?

He _____ at six fifteen.

I like skipping.

I don't like skipping.

Do you like skipping?

Yes, I do.
No, I don't.**1** Read and complete.







- 1 (bounce) I like bouncing.
- 2 (ride) I don't like _____ a bike.
- 3 (rollerblade) Do you like _____? _____, I do.
- 4 (kick) Do you like _____ footballs? No, I _____.

He / She likes hopping.

He / She doesn't like hopping.

Does he / she like hopping?

Yes, he / she does.
No, he / she doesn't.**2** Look, read and write.

	
throwing 	running 
kicking 	skipping 

- 1 She doesn't like skipping.
- 2 He _____ kicking balls.
- 3 Does she like running?

- 4 Does he like throwing?

I'm good at juggling.

Are you good at juggling?

Yes, I am.
No, I'm not.**3** Write about you.

- 1 I'm good at _____.
- 2 _____ doing gymnastics? _____
- 3 _____ painting pictures? _____

There's a cushion on the armchair.

There are four books on the shelf.
There are some flowers in the vase.

1 Read and circle.



- 1 **There's** / There are a fireplace in the living room.
- 2 There's / There are two armchairs.
- 3 There's / There are a vase on the coffee table.
- 4 There's / There are three books on the shelf.

There isn't a mirror on the wall.

There aren't any cushions on the floor.

2 Look at **1** and write. **There isn't a** **There aren't any**

- 1 _____ rug on the floor.
- 2 _____ books on the coffee table.
- 3 _____ painting on the wall.















The red spoon is **longer than** the blue spoon.

3 Read and write.

- 1 (old) The yellow plate is older than the green plate.
- 2 (big) The pink jug is _____ the blue jug.
- 3 (clean) The big glass is _____ the small glass.
- 4 (short) The new knife is _____ the old knife.

I was at the castle on Monday.

1 Look and write.

Monday	Tuesday	Wednesday	Thursday	Friday	Saturday	Sunday
						
						

- I was at the _____ on Thursday.
- _____ on Sunday.
- _____ on Friday.
- _____ on Tuesday.

Where were you yesterday / on Tuesday?

I was at the funfair.

2 Look at **1** and write the questions.

- Where were you on _____? I was at the castle.
- _____? I was at the swimming pool.
- _____? I was at the bowling alley.

What was the weather like?

It was sunny.

3 Look at **1** and write.

- What was the weather like on Tuesday? _____
- What was the weather like on Sunday? _____
- _____? It was foggy.

Wordlist

Unit 1

Lesson 1

dictionary
folder
glue stick
lunch box
pencil case
pencil sharpener
scissors
water bottle

Lesson 3

football boots
football shirt
shorts
sports bag
tracksuit
trainers

Lesson 5

crayons
paintbrushes
paints
paper

Unit 2

Lesson 1

biscuits
cereal
chicken
chips
meatballs
rice
sandwiches
yoghurt

Lesson 3

beans
carrots
cucumbers
peas
peppers
potatoes

Lesson 5

cake
drink
pasta
vegetables

Unit 3

Lesson 1

dolphin
elephant
giraffe
hippo
monkey
penguin
tiger
zebra

Lesson 3

grass
insects
leaves
meat
nuts
seeds

Lesson 5

crocodile
kangaroo
koala
shark

Unit 4

Lesson 1

bracelet
guitar
helicopter
poster
puppet
trophy
video game
watch

Lesson 3

boots
coat
hoodie
jeans
pyjamas
sandals

Lesson 5

doll
material
ribbon
strings



Unit 5

Lesson 1

bus stop
hospital
hotel
park
police station
school
supermarket
toy shop

Lesson 3

bike
car
lorry
motorbike
train
van

Lesson 5

chair lift
metro
taxi
tram

Unit 6

Lesson 1

play badminton
play chess
play dominoes
play Frisbee
play hide and seek
play ice hockey
play table tennis
play tag

Lesson 3

do judo
fly a kite
listen to music
play with friends
read comics
watch TV

Lesson 5

chalk
lines
numbers
points

Unit 7

Lesson 1

brush my hair
brush my teeth
do my homework
get dressed
get up
go to bed
go to school
have a shower

Lesson 3

one o'clock
one fifteen
one twenty
one thirty
one forty-five
one fifty

Lesson 5

dentist
farmer
police officer
taxi driver

Unit 8

Lesson 1

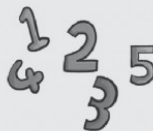
bounce
hop
kick
ride a bike
rollerblade
skateboard
skip
throw

Lesson 3

act
bake cupcakes
do gymnastics
juggle
paint pictures
play the keyboard

Lesson 5

celebration
children
costumes
dancers



Wordlist

Unit 9

Lesson 1

armchair
coffee table
curtains
fireplace
painting
rug
shelf
vase

Lesson 3

fork
glass
jug
knife
plate
spoon

Lesson 5

chimney
furniture
roof
stairs

Unit 10

Lesson 1

adventure
playground
bowling alley
café
castle
funfair
skate park
swimming pool
wildlife park

Lesson 3

cloudy
foggy
rainy
snowy
sunny
windy

Lesson 5

dive
slide
splash
water park



Test yourself!

- | | |
|--------------------|-------------------|
| 1 pencil sharpener | 8 play badminton |
| 2 shorts | 9 do judo |
| 3 carrots | 10 four fifteen |
| 4 penguin | 11 police officer |
| 5 nuts | 12 do gymnastics |
| 6 bracelet | 13 fireplace |
| 7 hospital | 14 rainy |





























Great Clarendon Street, Oxford, OX2 6DP, United Kingdom

Oxford University Press is a department of the University of Oxford.
It furthers the University's objective of excellence in research, scholarship,
and education by publishing worldwide. Oxford is a registered trade
mark of Oxford University Press in the UK and in certain other countries

© Oxford University Press 2022

The moral rights of the author have been asserted

First published in 2022

2026 2025 2024 2023 2022

10 9 8 7 6 5 4 3 2 1

No unauthorized photocopying

All rights reserved. No part of this publication may be reproduced, stored
in a retrieval system, or transmitted, in any form or by any means, without
the prior permission in writing of Oxford University Press, or as expressly
permitted by law, by licence or under terms agreed with the appropriate
reprographics rights organization. Enquiries concerning reproduction outside
the scope of the above should be sent to the ELT Rights Department, Oxford
University Press, at the address above

You must not circulate this work in any other form and you must impose
this same condition on any acquirer

Links to third party websites are provided by Oxford in good faith and for
information only. Oxford disclaims any responsibility for the materials
contained in any third party website referenced in this work

ISBN: 978 0 19 485431 3

ACKNOWLEDGEMENTS

Cover illustration by: Claudia Gottardo (MIA Milan Illustrations Agency)?

Bee illustrations by: John Haslam

Other illustrations by: Iryna Boiko (Sylvie Poggio Artists) pp.34, 35, 82, 83; Denis
Cristo (Sylvie Poggio Artists) pp.4-12, 16-21, 24, 28-33, 36, 40-45, 48, 49, 52-57,
60, 64-69, 72, 76-81, 84, 88-97, 100-105, 108, 112-117, 120, 124-132, 134, 135,
136; Mike Garton (Bright Agency) pp.14, 15, 26, 27, 38, 39, 50, 51, 62, 63, 74,
75, 86, 87, 98, 99, 110, 111, 122, 123, 133, 135, 136; Dean Gray (Advocate Art)
pp.46, 47; Claudia Gottardo (MIA Milan Illustrations Agency) pp.2, 3; Sarah
Lawrence (Advocate Art) pp.106, 107; Sam Loman (Bright Agency) pp.118, 119;
Berta Maluenda (Bright Agency) pp.70, 71; Parwinder Singh (Advocate Art)
pp.22, 23, 58, 59.

*The Publishers would like to thank the following for their kind permission to reproduce
photographs and other copyright material:* Alamy: (Mo Peerbacus); Getty Images:
(martin-dm); Shutterstock: (3523studio, Anna Shepulova, Anton Albert,
Cristina.A, dangdumrong, Diego Cervo, DMV Photography, Erickson Stock,
esherez, Florin Cnejevici, Fotokostic, Fumie Suzuki, Gabriel.F, Irin Bakkova,
krolya25, Kulinenko.G, Lopolo, Marco Taliani de Marchio, Mark Azriel, Michal
Sloviak, Monkey Business Images, Monkey Business Images, Onjira Leibe,
Pack-Shot, Phillip Holland, Photographee.eu, Sergey Hramov, Shawn Hempel,
Tatyana Vyc, Tetyana Kaganska, Thiago Figueredo, TonelsonProductions,
Travellaggio, Yatra, Yulia Prizova, Yushkin Yauhen, Zigzag Mountain Art).