

BACKPACK 4

Second Edition
irlanguage



PEARSON
Longman

مكتبة المدرسة

Mario Herrera • Diane Pinkley

CD-ROM
Included



BACKPACK 4

iranlanguage

مرجع زبان ایرانیان

Second Edition



این مجموعه با لوگوی مرجع زبان ایرانیان
به صورت نشر بر خط و حامل به ثبت رسیده است.
کپی برداری از آن خلاف شرع، قانون و اخلاق است و شامل پیگرد خواهد شد.



PEARSON
Longman

Contents

1	Friends Old and New	2
2	It's About Time	14
3	At the World's Table	26
4	Take Care!	38
5	Animals Past and Present	50
6	In the Old Days	62
7	It's a Date!	74
8	Hobbies Are Fun!	86
9	Let's Dance!	98
	Enrichment Activities	110
	Information Gap Activity	114
	Grammar Handbook	115
	Writing Handbook	125
	Cutouts	131
	Stickers	
	Completion Certificate	

Backpack Song

It's time to open **Backpack**
and see what we can see.
We'll have lots of adventures.
Explore **Backpack** with me!

Backpack is full of fun things
we use each day in school.
Stories, puzzles, songs, and games—
Backpack is really cool!

It's time to open **Backpack**
and see what we can see.
We'll have lots of adventures.
Explore **Backpack** with me!

Backpack is full of fun and facts,
projects and pictures, too.
We're learning English, we're never bored.
There are great new things to do!

It's time to open **Backpack**
and see what we can see.
We'll have lots of adventures.
Explore **Backpack** with me!



1

Friends Old and

TRACK A3

1

Read. Listen and sing.

Is That You?

*Is that you?**I think that you were in my class last year.**You were sitting there; I was sitting here.**But you don't look the same.*

Your hair was shorter then,
and it was straight and brown.
Now your hair is longer,
and curly all around!

Didn't you wear glasses?
And weren't your eyes blue?
Now you're so much taller,
I can't believe it's you.

(Chorus)

Wow, you're really different,
but I'm glad to see you, Millie.
What? That's not your name?
Now I feel really silly!





(Chorus)

Good to see
you!



Listen. Point and say.

irlanguage



1. Amanda has long, straight blond hair. She has blue eyes.
2. Carmen has short, curly brown hair. She has brown eyes.
3. Harry has short, straight red hair. He has green eyes.
4. Hiro has straight dark hair and dark eyes. He wears glasses.



Listen and stick.



Physical appearance

Unit 1

3

Our New Classmates

TRACK A7

4


Listen. Look and read.



Hi! I'm Lydia. This is a picture of me with my sister. I'm older than Darlene. She's only in second grade. I like to help her with her homework because I'm smarter. Sometimes I get impatient because she doesn't understand!



My name is Luis. Here I am at a soccer game with my dad. I love to watch soccer and play soccer, too. When I sit on my dad's shoulders, I'm taller than the other boys. I get excited when my team wins the game!



Hi! We're twins. My sister's name is Pam, and my name is Dan. I'm a little shorter than my sister, but I am stronger. When we ride our bikes, I am always faster than Pam. Sometimes she gets angry because I win every race. But she's slow! Do you like to ride bikes, too?



Point. Ask and answer.

Who is older?
Lydia or Darlene?



Lydia is older
than Darlene.



Ask and answer.

When does Lydia
get impatient?

When her sister
doesn't understand
her homework.



I'm Charlie. I love animals. Right now I have two puppies. Mikey is smaller and younger than Ikey. They are friendly and fun to play with. Mikey and Ikey get upset when I have to leave for school.

Grammar

Who is bigger? Ikey is bigger **than** Mikey.
 Who is smaller? Mikey is smaller **than** Ikey.

big → bigger
 small → smaller


7 Look and write.



big small



old young



short tall

1. Fluffy is bigger than Whiskers. Whiskers is smaller than Fluffy.
2. Tony is _____ than Jane. Jane is _____ than Tony.
3. Timmy is _____ than Mary. Mary is _____ than Timmy.

Grammar

When do the puppies **get upset**? They **get upset** when Charlie leaves for school.
 When does

he
she

get sad?

He
She

gets sad when

his
her

 team loses.

8 Write questions or answers.

1. When does Bob get angry?

2. _____

She gets excited when her team wins the game.

3. _____

She gets impatient when Darlene doesn't understand.



Lucy



Satomi



Darlene

**9 Complete the chart.
Ask a classmate.**

When do you
get scared?

When I walk in
the dark.



When do you
get _____?

Me

My Classmates

1. scared

2. sad

3. excited

4. upset

5. impatient



Whose arm
is longer?

Your arm
is longer.



**10 Compare yourself
to a friend.**



1. Who has longer arms?

2. Who has a longer neck?

3. Who has smaller feet?

4. Who has shorter hair?

5. Who is taller?

Me

My Friend

☐
☐
☐
☐
☐
☐
☐
☐
☐
☐


Friends Forever

A Magazine for Kids

Are You a Good Friend?

Check the boxes.

- ☐ I get excited when good things happen to my friends.
- ☐ I listen to my friends when they have problems.
- ☐ I often do things my friends like to do.
- ☐ I keep my friends' secrets.
- ☐ I say I'm sorry if I get impatient or angry.



Our Readers' Letters

Dear Friends Forever,

Here is a photo of my best friend, Mariko, and me. Can you guess who is who? Mariko is taller than I am, and her hair is shorter than my hair is. She is stronger than I am, and she can run faster than I can. She is very friendly and nice. I help her with her homework sometimes, because I am better at math and science than she is. On weekends, we love to ride our bikes in the park, and sometimes we go shopping together. We talk on the phone every day. I am so happy Mariko is my best friend! I want to surprise her with our picture in your magazine!

Your reader,
Ayumi Otaka

Dear Friends Forever,

I am a new student at
a new school in a new
town. I miss my old friends.
I don't know anybody here!
How can I make some
new friends?

All Alone

Dear All Alone,

It's hard to be the new kid, but be
patient. You will make new friends. Smile,
be friendly, and don't be shy. Go up to
other kids and introduce yourself. Join
a sports team, play in the school band, or
join a club. Soon you will begin to know
people. And don't forget your old friends!
Write them and call them once in a while.
Keep pictures of your old friends in an
album. That way, you can remember old
times while you make new friends.

Fun with Friends!

Try to say these tongue twisters fast!

- ★ Five friends flee from five fat flies fast.
- ★ Someone sold Sheila six silver sandals.
- ★ Two terrible teams tripped on their toes.
- ★ Doug's double bubble gum double bubbles.



Word Fun

(1) Unscramble each of the words. Write the letters of each word in the squares.

--	--	--	--	--	--

s e d h i s

(You put food on these.)

--	--	--	--	--	--

c e n l i p

(You write with this.)

--	--	--	--	--	--

s i f e r




(You eat these with a hamburger.)

(2) Use the letters in the blue squares above to make a word that
completes the sentence below.

The secret of _ _ _ _ _ is being a good listener.

Listen. Write the letter.


1. c
2.
3.
4.
5.



Listen. Read and chant.

A True Friend

A true friend is funny
and makes you laugh.
A true friend shows you
how to do math.
A true friend remembers
your birthday.
A true friend helps you
in every way.
A true friend is kind
and doesn't get mad.
A true friend listens
when you feel sad.
What I'm saying
is really true.
And there isn't a friend
truer than you!



Conversation Cube

Cut out the cube on page 131.
Talk about family and friends.



irlanguage


Content connection: art

Unit 1

Be Friendly

Read and discuss.

Hi, I'm Mark, and I'm a new student at this school. It's hard to be a new student, because you don't know anybody and you have to make new friends. How? Be friendly.



Hi, I'm Lucy. I live here in this apartment building. I have a new friend now! Her name is Noelia, and her family is moving into my building today. I like to meet new people.

1. Is it easy or hard for you to make friends?
2. How do you make new friends?
3. Do you like to have friends that are more like you or different from you? Why?

Know It? Show It!

Cut out the pictures on page 133. Place them in the 9 squares.

Do you have three in a row?



Review

Choose a name. Compare your classmate to you.



Sandra is younger than I am.

Sandra



Performance assessment
See Assessment Package pp. 1–4, 7, 16, and 25–26.

Unit 1

13

2 It's About Time

TRACK 13

1

Read. Listen and sing.

Tomo's Week

On Monday Tomo makes his bed,
as he does every day.

On Tuesday Tomo washes dishes
and then puts them away.

On Wednesday Tomo practices
his drums from five to six.
Then he feeds the family dog
and teaches it new tricks.

On Thursday he takes out the garbage,
and sometimes sweeps the floor.
Tomo always thinks that
a good son can do more.

On Friday Tomo goes to the store
for all his family's needs.
His mom and dad are proud of him
for all of his good deeds.

When the weekend comes at last,
to thank their helpful son,
they bring him home a video game,
and join him in the fun.

What about
your week?





2

Listen. Read and say.

Sara: So, Luis, what are you doing this afternoon?

Luis: I have to do my chores.

Sara: Me, too. What are you doing?

Luis: I'm staying with my little brother all afternoon.
Then I'm washing the car for my dad.

Sara: Wow. That's a lot.

Luis: And what are you doing?

Sara: I'm shopping for food with my mother. After
that, I'm helping her cook dinner.



What are Luis
and Sara doing
this afternoon?




3

Stick and say.

Luis



Sara



irlanguage



Listen. Look and read.


Busy people have full schedules.

Keisha likes all sports, but she plays soccer in her free time. She has soccer practice twice a week and a game every Saturday. That means she plays soccer three times a week. What a busy schedule!



Soo-jin likes to play chess in her free time. She's in the chess club at school. The chess club meets once a week, on Monday afternoons from 3:00 to 4:30 in the school cafeteria. Soo-jin was very glad to find other students who like to play chess.





Roberto plays the drums in his free time. He practices every day for 30 minutes. He usually practices when he gets home from school. Most of his neighbors aren't home at that time, so Roberto can play his drums very loudly.




Point. Ask and answer.

What does Keisha do in her free time?

She plays soccer.



Leo sings with a group called The Tones. To be in The Tones, you have to have a good voice. You also have to stay after school twice a week to practice. Leo never misses practice. He fits practice time into his schedule because he really loves to sing.



Ask and answer.

How often does Keisha play soccer?

Three times a week.



Question formation; expressions of frequency

Grammar

What does he do in his free time?
she do in her

He plays soccer.
She

What do you do in your free time?
they do in their

I play chess.
They

7 Write questions or answers.

1. What does he do in his free time?

He plays baseball.

2. What does she do in her free time?


3. What do they do in their free time?

4. _____

She sings with The Tones.

5. _____

I ride my bike.



play baseball



make jewelry



collect sports cards

Grammar

How often does he play soccer?
she

Every Friday.

on weekends
once a month
twice a year

How often do you sweep the floor?
they

On Sundays.


once a week
three times a week

8 Read the chart. Answer the questions.

		Sunday	Monday	Tuesday	Wednesday	Thursday	Friday	Saturday
Emil	make/bed	x						x
Jan	wash/car			x				
Sue	shop/food		x		x		x	

1. How often does Emil make his bed? _____
2. How often does Jan wash the car? _____
3. How often does Sue shop for food? _____

9 Ask four classmates. Tell the class.



Name	Chore	How Often
Ken	washes dishes	twice a week

10 What are you doing this weekend? Write. Compare your list with a partner's.



1. _____
2. _____
3. _____
4. _____

Information questions; expressions of frequency; present progressive as future

Cows Have Good Taste

(And we're not talking about roast beef!)

Cows like classical music better than rock and roll. How do we know? Daniel McElmurray, 10, helps his father milk cows every afternoon. He and his dad usually listen to music when they do this chore. When Daniel needed an idea for a science fair project, he thought of the cows. He was curious.

What kinds of music did cows like? He played rock and roll, country, and classical music for them. The cows gave a lot more milk with classical music. The cows were happy, and Daniel won first prize in the science fair!



Next Month:

Five Great Ways to Spend Your Summer Vacation!

You know you need glasses when . . .



Ask Alicia



Dear Alicia,

My younger brother always forgets to do his chores. He has to feed our cat Wilma every day and water the plants twice a week. When he forgets, poor Wilma gets hungry, and the plants turn brown. When I ask him about his chores, he gets angry. I don't want Wilma to be hungry, but I don't have time to feed her. Why? Because I'm washing the dishes and taking out the garbage every night. Help!

Worried

Dear Worried,

Here's a good idea to try. Change chores with your brother. You can take care of the cat and the plants, and he can wash the dishes and take out the garbage. That way your cat and your plants will live. Good luck!

**New
Contest!**

Are You Mother's Little Helper?


Do you help around the house?
What chores do you do?
How often do you do them?

Write us and get a chance to win a skateboard!

Free-Time Photo Album




Ana works in the garden
in her free time.



Jason plays his guitar for
kids in the hospital.

Listen. Write the number.



Listen. Read and chant.

A Kid's Life

We ride scooters or play ball.
We go shopping at the mall.
We read books and magazines.
We look at computer screens.
We climb oak trees or play jacks.
We eat yummy, healthy snacks.
Just when we are having fun
 come the chores that must be done:
Clean your bedroom! Feed the cat!
Put away your baseball bat!
Do we always do these tasks?
Yes. We do as Mother asks!



My Schedule


Draw pictures of weekly activities.

Social Studies
Project



What do you do
on Tuesday?

I play baseball.
I play twice a week,
on Tuesday and
Saturday.





Content connection: social studies; art

Unit 2

23

Work and Play

Read and discuss.



Children need time to play. Play helps children develop their minds, bodies, and social skills. Play is important for learning about people and the world. And play is fun!

Children need to work some of the time, too. Why? Work is another way to learn about the world. Doing work helps children understand responsibility. Typical examples of work children can do include doing homework, helping around the house, and taking care of their brothers and sisters.

1. What are your favorite ways to play?
2. Do you have some work or chores to do? Explain.
3. Do you think children need to work and play, or just play? Why?

Know It? Show It!

Cut out the cards on page 135. Ask and answer.

Review



Make a collage of your free-time activities.



I go skateboarding in the park on Saturday.



Performance assessment
See Assessment Package pp. 1–4, 8, 17, and 25–26.

Unit 2

25

3

At the World's Table

TRACK A22

1

Read. Listen and sing.



International Club Dinner



What's That?

*What is that on your plate?
It looks and smells so great!
I would like to try some!
(Repeat)*

*Would you like to try some?
It's a Korean recipe.
It's hot and spicy cabbage.
It's really good, you'll see!*

*And would you like to try some?
It's a Mexican recipe.
It's made with rice and chicken.
Oh try some now, you'll see!*

(Chorus)

*Would you like to try some?
It's a Moroccan recipe
with peppers and tomatoes.
It's really good, you'll see!*

*And would you like to try some?
It's an Italian recipe.
It's pasta cooked with meatballs.
Oh try some now, you'll see!*

(Chorus)



2 Listen. Read and say.

Waiter: Good afternoon. Are you ready to order?

Ann: Yes. I'll have a bowl of vegetable soup and a cheese sandwich.

Waiter: Would you like anything to drink?

Ann: Yes. I'd like a can of diet soda.

Waiter: And you? What would you like?

Pat: I'd like a hamburger and some fries, please.


Waiter: And to drink?

Pat: Do you have any fruit juice?


Waiter: There isn't any juice left. Sorry.

Pat: Well, just some water, then.


Waiter: OK. I'll bring your drinks right now.




What would they like?



3 Listen. Stick and say.



Mary



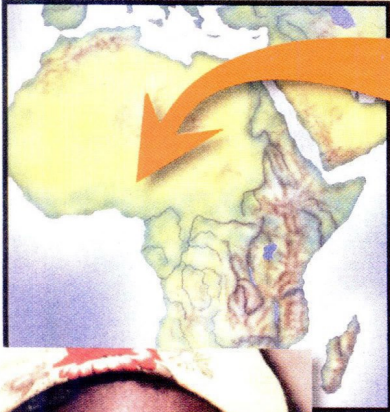
Pablo

TRACK A26

4

Listen. Look and read.

People in different countries eat many of the same foods. They prepare them in different ways and eat them at different times of day.

**Nigeria, Africa**


My favorite breakfast is a fried ball of bean paste with a chili pepper in the center (*akara*). It wakes you up! For lunch, I like have rice and soup with meat and vegetables. For dinner, my favorite dish is a kind of stew with fish and onions. I eat it with mashed yams and plantains (*fufu*). It's delicious!

**Ireland, Europe**

Breakfast is a big meal at my house. I have hot oatmeal with milk, and then eggs, and toast with jam. For lunch, I like *colcannon*, a dish made with potatoes, cabbage, onions, and cream. I eat lamb or roast beef for dinner. On special occasions, I like to eat Dublin *coddle*, a meat stew with sausage, bacon, onions, and potatoes. Yum!



Japan, Asia



For breakfast, I like to have a bowl of rice, soup, and some grilled fish. I always have some pickles, too. Lunch at school is usually noodles, tofu, and curry rice. At home, my favorite lunch is some raw fish (*sushi*). For dinner, I eat rice mixed with ketchup and chicken inside an omelet. I like to have some *natto*, too. It's a sticky dish made from soy beans. It tastes great!



TRACK A27

5

Point. Ask and answer.

What does she like to eat for breakfast?

She likes to eat bean paste with a chili pepper in it.




TRACK A28

6

Ask and answer.

Would you eat a chili pepper for breakfast?

No, I wouldn't, but I'd eat bean paste.



Question formation; *like* + infinitive;
would + verb

Grammar

What **would** you **like**?I'd **like** a bowl of soup.


I'd like → I would like

What **would** he
she **like**?He'd
She'd **like** a sandwich.

He'd like → He would like

She'd like → She would like

7 Complete the sentences.




1. Good afternoon. What _____ you _____?
2. I _____ a hamburger and fries, please.
3. She _____ some fruit salad.
4. He _____ some pizza.

Grammar

Would you
he she **try** oatmeal?Yes, I
he she **would**.No, I
he she **wouldn't**.

8 Complete the sentences.

1. _____ you try a chili pepper?
Yes, I _____.
2. _____ Julia eat a chili pepper?
No, she _____. She doesn't like spicy food.
3. _____ Tim drink diet soda?
No, he _____. He doesn't like diet soda.



9

- No, there isn't any.

-

-

-

10

Today's Menu

Soups
Chicken Vegetable

Salads
Tomato Fruit

Entrees
Beef stew Fried Chicken

Desserts
Ice Cream Pie Cake

Drinks
Juice Milk Tea Coffee

Chicken Vegetable

Tomato Fruit

Beef stew Fried Chicken

Ice Cream Pie Cake

Juice Milk Tea Coffee

What would you like?



I'd like a tuna sandwich and some fries, please.

Good Times Café

Soups and Salads

Tomato Soup	\$5.25	Lettuce Salad	\$4.50
Chicken Soup	\$5.25	Fruit Salad	\$4.00

Sandwiches

Cheese	\$4.95	Hamburger	\$5.50
Chicken	\$6.50	Cheeseburger	\$6.00
Tuna Fish	\$6.25	Veggie Burger	\$6.00

Side Orders

Potato Chips	\$1.00	Fries	\$2.50
Corn Chips	\$1.00	Pickles	\$0.75

Desserts

Vanilla Ice Cream	\$2.50	Apple Pie	\$3.00
Chocolate Ice Cream	\$2.50	Cheesecake	\$4.00

Drinks

Apple Juice	\$3.00	Soda	\$2.00
Orange Juice	\$3.00	Milkshake	\$4.00

Soups and Salads			
Tomato Soup	\$5.25	Lettuce Salad	\$4.50
Chicken Soup	\$5.25	Fruit Salad	\$4.00

<i>Sandwiches</i>			
Cheese	\$4.95	Hamburger	\$5.50
Chicken	\$6.50	Cheeseburger	\$6.00
Tuna Fish	\$6.25	Veggie Burger	\$6.00

Side Orders			
Potato Chips	\$1.00	Fries	\$2.50
Corn Chips	\$1.00	Pickles	\$0.75

Desserts			
Vanilla Ice Cream	\$2.50	Apple Pie	\$3.00
Chocolate Ice Cream	\$2.50	Cheesecake	\$4.00

Drinks			
Apple Juice	\$3.00	Soda	\$2.00
Orange Juice	\$3.00	Milkshake	\$4.00

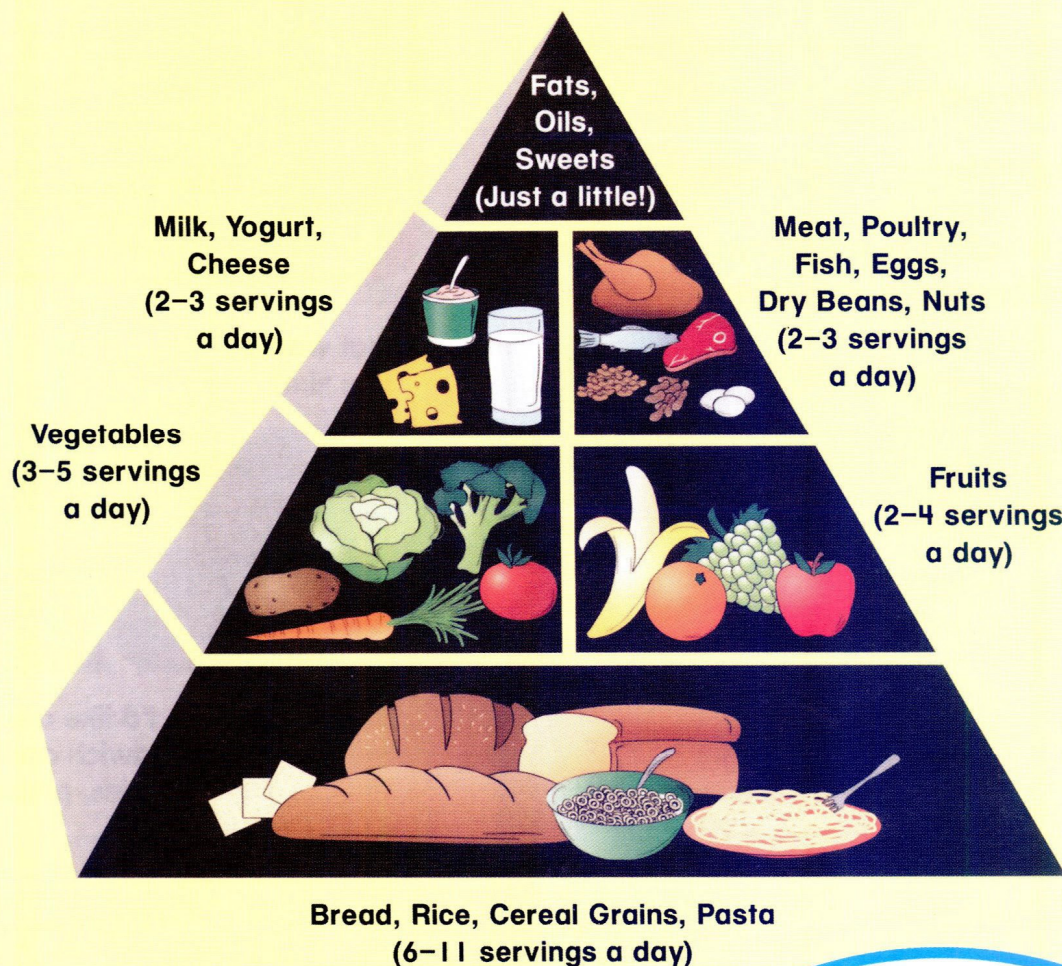
Guest Check

Food Facts and Fun

A Magazine for Food Fans

Q: What's a food pyramid?

A: A food pyramid shows the different food groups. It tells us how much to eat to stay in good health. Use the food pyramid to help you eat right.



A man goes to the doctor. He has a carrot in one ear and a banana in the other ear. He says to the doctor, "Doc, I don't feel very well." The doctor looks at him and says, "Of course you don't. You're not eating right!"



Food Myths

TRUE or **FALSE** ???

- ★ Chocolate is bad for your skin.
- ★ A typical person from the USA eats 35,000 cookies in a lifetime.
- ★ Watermelon seeds can grow inside your stomach.
- ★ Smelling apples or bananas every day can help you lose weight.
- ★ Carrots are good for your eyes.
- ★ Pineapples come from pine trees.

*Play with Your Food
Contest Winners!*



1st Prize

Elsa Alvarez



2nd Prize

Khalid Arifi






3rd Prize

Kyoko Miyake



Food Fun: Make a Vegetable Print

1. Cut a potato, an onion, and a piece of celery in half.
2. Cut shapes into each half of the potato.
3. Use the natural pattern of the onion and celery.
4. Use ink pads with colored ink or put paint on a paper plate.
5. Press the vegetables into the ink or paint.
6. Make a border around a piece of paper. Now you have your own picture frame, card, or paper to write letters on!



Listen. Write T for true and F for false.

1. _____
2. _____
3. _____
4. _____
5. _____



Listen. Read and chant.

I Don't Want To!

Now don't be silly, try it.
Just one spoonful, taste it.
If you would try this lentil soup,
you'd see how much you like it!

Now come on, have a taste.
There's no more time to waste.
If you would try this dumpling now,
you'd see you like bean paste!

Now come on, have a bite.
Will this take all night?
If you would try this octopus,
you'd know the taste is right!

Now don't be silly, try it.
Just one mouthful, taste it.
If you would try this Roquefort cheese,
you'd see how much you like it!



Place Mat

Make a place mat about a country and its food.



People eat a lot of seafood in Ecuador. Ceviche is a typical dish. It is raw fish with lots of lime juice.




Content connection: social studies; art


Eat Wisely

Read and discuss.

It is very important to eat a good breakfast every day. Eating breakfast in the morning gives you energy to start the day.



Eat in moderation—not too much or too little. Too much food can make you gain weight. Too little food can make you tired.



Choose snacks that are good for your health, such as fruit or a sandwich. Eating food with too much sugar or too much fat is bad for you.

مرجع زبان ایرانیان




1. Do you always eat breakfast? What do you eat for breakfast?
2. What are your favorite snacks? Are they good or bad for you?
3. Why is it important to eat the right amount of food and not too much or too little?


Know It? Show It!

Cut out the cards on page 137. Ask and answer.

Review



You are in a restaurant. Role-play.



Performance assessment
See Assessment Package pp. 1–4, 9, 18, and 25–28.

Unit 3

37



Read. Listen and sing.

Good Advice

*Let me give you some good advice.
Don't make me say it twice.
Take care, or you'll pay the price!*

You shouldn't ride your bike today.
You lost your helmet yesterday.
You could hurt yourself in a fall,
and you may never ride your bike at all.

Meg shouldn't always stay up late.
She knows her school bus comes at eight.
She'll enjoy herself late tonight.
But tomorrow morning Meg will not feel right.

(Chorus)

Kids shouldn't stay in the sun all day.
Sunscreen and hats make it safe to play.
But if they burn themselves in the sun,
later on they won't be having fun. Ouch!

Al shouldn't run so fast, you know.
The sidewalk's full of ice and snow.
He could fall or trip, slip and slide,
and he will end up right on his backside!


(Chorus)



2

Listen. Read and say. What's the matter?

1. **A:** I have a toothache.
B: You should go to the dentist.
2. **A:** I have an earache.
B: You should go to the doctor.
3. **A:** I have a headache.
B: You should take some aspirin.
4. **A:** I have a stomachache.
B: You should drink some of this tea.
5. **A:** I have a bad cold.
B: You should drink lots of water and rest in bed.



3

Stick and say.

stomachache

earache

cold

toothache

What's the matter?





Listen. Look and read.

Everyone should exercise for 30 minutes or more every day. There are many fun ways to keep in shape.


Go for a Walk

Taking a walk with family or friends is fun. Take a bottle of water with you and remember to wear comfortable shoes. Walking quickly is good for your heart.



Play a Sport

Play a sport like soccer. You should warm up and stretch before you practice or play in a game. Wear equipment to protect yourself. If you don't, you could get hurt. Playing soccer is good for your muscles.



Take Yoga

Practice yoga to learn breathing exercises and body postures. Yoga helps you stay healthy and in focus. It's good for your body and mind.



Jump Rope

Jumping rope is great exercise. You can jump rope by yourself or with friends. Jumping rope is good for your heart and muscles.



Swim

Swimming in a pool or in the ocean is a lot of fun. Always swim with another person, and don't forget to use sunscreen on sunny days to protect yourself. Swimming exercises all the muscles in the body.



Point. Ask and answer.

What should I do to take care of myself?

You should take a walk every day.



Ask and answer.

Why should people go for walks?

Because walking is good for your heart.



Question formation; *should* + verb; reflexive pronouns

Grammar

I		myself.			
You		yourself.	He	takes care of	himself.
We	take care of	ourselves.	She		herself.
You		yourselves.			
They		themselves.			

7 Look and write. Use *himself, ourselves, themselves, or yourself*.



1. Be careful! Don't hurt _____.
2. We love to play soccer. We enjoy _____ a lot.
3. They have sunscreen to protect _____.
4. Tell him to warm up and stretch, or he could hurt _____.

Grammar

I	
You	
He	
She	should swim with others.
We	
They	

I	
You	
He	
She	shouldn't swim alone.
We	
They	

8 Complete the sentences. Use *should* or *shouldn't*.

1. You _____ drink tea for your stomachache.
2. Bob and Pat _____ be outside playing. They have colds.
Sarah _____ go to the doctor for her earache.
ren _____ stay up so late.

9 Ask three classmates.
Give advice.

I drank two glasses
of water yesterday.


You should drink
more water!




irlanguage

Name	How much water did you drink yesterday?	How much time did you exercise yesterday?	How many hours of sleep did you get last night?	How many times did you brush your teeth yesterday?
Suzanne	2 glasses	30 minutes	8 hours	3 times
1.				
2.				
3.				

10 How do you take care of yourself? Check the boxes.
Talk with a partner.



Simple past; *should* + verb; health



Third-grader Saves Dad and 11-year-old Brother!

Quinter, Kansas — Third-grader Skyler Wittman showed that kids can act fast and save lives. Skyler, his father, and his brother were hunting for rocks. They crossed a frozen pond. Suddenly, Skyler's father and brother fell through the ice.

Skyler saw a large stick. He picked it up and ran back to the pond. "I was scared to death," he said. But he stayed calm and used the stick to rescue his father and his brother.

How did Skyler do it? Just three days before, he learned what to do when someone falls through ice. That lesson helped him save his father and his older brother!

Emergency Phone Numbers

Keep this card with you!

Family (work) _____

Family (home) _____

Police _____

Fire _____

Poison Control _____

Ambulance _____

Hospital _____

DID YOU KNOW?

Bike accidents are a top reason kids go to the hospital emergency room!

Be prepared! What should your first-aid kit have?



- | | |
|--------------|---------------|
| ✓ alcohol | ✓ gauze |
| ✓ aspirin | ✓ ice pack |
| ✓ bandages | ✓ scissors |
| ✓ blanket | ✓ soap |
| ✓ burn cream | ✓ thermometer |



Our Readers Want to Know ...

Dear Safe and Sound,
I'm curious. What are the health reasons kids stay home from school?

Hui-mei Wang

Dear Hui-mei,

Our *Safe and Sound* Survey of school nurses and parents shows that the number one reason kids miss school is because they have the flu or a bad cold. In second place are diseases such as chicken pox and measles. In third place are accidents such as broken legs, arms, and ankles. In fourth place are stomachaches, and in fifth place are earaches.

THE JOKE CORNER

A: I never get a summer cold!

B: How do you do that?

A: I catch it in the winter!

A: What's the best time to eat breakfast?

B: Before lunch!

A: What runs but never gets tired?

B: Water!

مرجع زبان ایرانیان

It's a Fact!

Many of kids' visits to the hospital emergency room can be prevented by using safety equipment.



Listen. Write the number.



Listen. Read and chant.

Who's Sorry Now?

Look at Tommy, sick in bed.
He didn't do what his mother said.
He left all the vegetables on his plate,
ate candy at night, and stayed up late.


Look at Cathy, sick in bed.
She didn't do what her doctor said.
She has a cold. Her throat is sore.
Now she has fever, a headache, and more.

I'm not home and sick in bed.
I'm outside with my friends instead.
I'm feeling great. I'm feeling fine.
I take care of this body of mine.



Safety Rules Mural

Cut out the stars on page 139.



You should always wear a seat belt.

irlanguage

You shouldn't ride your bike too fast.



Alicia Marin

You should always wear a seat belt.



Content connection: social studies; health; art


Unit 4

47

Stay Healthy

Read and discuss.

Wash your hands to stay healthy. Everything you touch has different kinds of germs. Wash your hands with soap because soap kills many of the germs that can make you sick. Do this several times a day.



When you eat candy, cake, or ice cream, it is important to brush your teeth afterwards. The sugar in these foods stays in your mouth and helps bacteria grow. Brush your teeth after meals and snacks for strong teeth.

1. When do you wash your hands? How often do you wash your hands?
2. How many times do you brush your teeth every day?
3. Why is it important to wash your hands and brush your teeth regularly?

Know It? Show It!

Play a game.

You should use soap and water to clean the cut.



Review



Do a commercial for a health product.



You should try Cold Away. Cold Away is a great way to take care of yourself.



Performance assessment

See Assessment Package pages 1-4, 10, 19, and 25-26.

Unit 4

TRACK A41

1

**Read. Listen
and sing.**

Dinosaur Days


Dinosaurs, dinosaurs,
what do we know?
What were they like,
and where did they go?

Some were huge,
some were smaller.
Some were short,
and some were taller.

Some were fast,
and some were slow.
They lived many millions
of years ago.

Some walked on two legs;
some walked on four.
They had long names
like plesiosaur.

Some ate plants,
some ate meat.
I think dinosaurs
are really neat!




What do you
know about
dinosaurs?


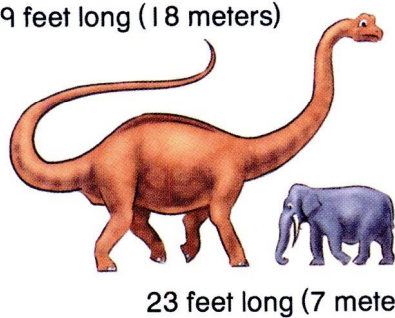




Listen. Point and say.




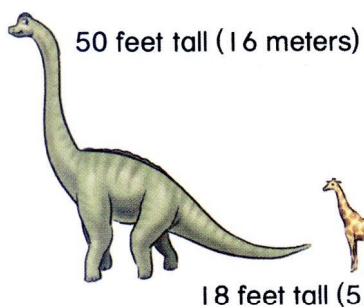
59 feet long (18 meters)



1. Some dinosaurs were heavier than others.

2. Many dinosaurs were bigger than an elephant.

3. Some dinosaurs were smaller than a hen.




4. Many dinosaurs were taller than a giraffe.


5. But the blue whale is longer and bigger than any of the dinosaurs.




Stick and say.




bigger




longer and bigger



taller



smaller



heavier


Comparative adjectives with -er



**Listen. Look
and read.**

Extinct Animals

Dinosaurs lived for more than 160 million years! Some dinosaurs ate only plants, and some ate other animals. Some dinosaurs were bigger than an elephant. But about 65 million years ago, the dinosaurs died out, or became extinct. Maybe an asteroid hit the Earth and made it too cold for the dinosaurs to live.



Dinosaurs are not the only animals that died out. In January, 2000, the last Pyrenean ibex died in Spain. Scientists aren't sure why it did not survive. Some say it was because of overhunting. Others believe its habitat disappeared little by little.



Endangered Animals

Today there are animals in danger of becoming extinct. The giant panda is in trouble. People are cutting down the bamboo forests that provide its food. Pandas need a lot of food because they are big and heavy.



Point. Ask and answer.

What happened to the dinosaurs?

They died out. The weather got too cold.



Ask and answer.

What is happening to giant pandas today?

Giant pandas are in danger. People are cutting down the bamboo forests.



The Komodo dragon is also endangered. It is a very large reptile that lives on a few small islands of Indonesia. It is in danger because people are hunting it. Also, it is losing its habitat.

Question formation; simple past; present progressive

Grammar

What does the panda eat?

The panda eats bamboo.

When did dinosaurs live?

Dinosaurs lived more than 65 million years ago.

Where does the panda live?

The panda lives in China.

How long is a blue whale?

A blue whale is longer than any dinosaur.

7**Write questions.****Endangered
Animals**

leatherback turtle



Przewalski's horse



giant armadillo

1. _____
Leatherback turtles come on land to lay their eggs.
2. _____
Today Przewalski's horses live only in zoos.
3. _____
The giant armadillo grows up to 5 feet (1.5 m) in length and weighs up to 121 pounds (55 kg).

Grammar

Why did Pyrenean ibexes die out?

They died out **because** people hunted them too much.

Why are Asian lions endangered?

They're endangered **because** people are moving into their habitat.

8**Write answers.**

1. Why did dinosaurs die out?

2. Why are Komodo dragons endangered?

3. Why are giant pandas endangered?

9 A. Choose an animal. Write four questions.

1. What _____?
2. Why _____?
3. Where _____?
4. How _____?

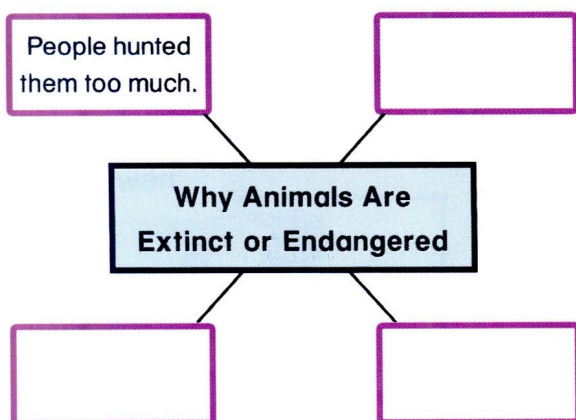
Animals

blue whale
dinosaur
elephant
giant panda
Komodo dragon
polar bear
Pyrenean ibex

**B. Ask the questions to four classmates.
Check their correct answers.**

Name	Correct Answers			
Komiko	1. <input type="checkbox"/>	2. <input checked="" type="checkbox"/>	3. <input type="checkbox"/>	4. <input checked="" type="checkbox"/>
	1. <input type="checkbox"/>	2. <input type="checkbox"/>	3. <input type="checkbox"/>	4. <input type="checkbox"/>
	1. <input type="checkbox"/>	2. <input type="checkbox"/>	3. <input type="checkbox"/>	4. <input type="checkbox"/>
	1. <input type="checkbox"/>	2. <input type="checkbox"/>	3. <input type="checkbox"/>	4. <input type="checkbox"/>
	1. <input type="checkbox"/>	2. <input type="checkbox"/>	3. <input type="checkbox"/>	4. <input type="checkbox"/>

10 Work in groups. Talk about why some animals are extinct or endangered.



Some animals died out because people hunted them too much.



Yeah. Like leatherback turtles.

And I think that's why some animals are endangered.

Information questions; why/because

Animal Tracks Magazine

for kids who are
wild about animals

You're Our Star, Erica!

How did a 12-year-old help endangered animals and work with stars at the same time? Two years ago, Erica Summers started a toy animal company, Stars in the Wild! First, Erica and her dad designed a toy animal. Then Erica went right to the stars—Hollywood stars. She asked for their help. And they said yes! Many stars have Erica's animals. Money from the sale of each toy animal helps endangered animals. Christina Aguilera has a polar bear. Mandy Moore has a koala. Other stars bought white tigers, harp seals, black leopards, and gorillas.



Animal Limericks


There was a young lady from Niger,
who smiled as she rode on a tiger.
They returned from the ride
with the lady inside,
and a smile on the face of the tiger.



There once was a huge dinosaur,
who lived very close to the shore.
He wanted to swim,
but when he went in,
the water wasn't
there any more.



So you're the
new guy?



Animal Drawing Contest Winners

There were so many entries to choose from. Here are the winners.

leopard: endangered



First-Place Winner—
Maritza Cruz, age 11,
Estelí, Nicaragua

koala: endangered



Second-Place Winner—
John Pennington, age 10,
Wellington, New Zealand

Questions from Our Readers

from Ms. Yamamoto's fourth-grade class

How many kinds of animals are there?
More than one million!

Which animals move from place to place?
Fish, whales, birds, insects, and some land animals travel from one place to another.

Why do animals move around?
To find food, a good place to have babies, or better weather.

How do the animals find their way?
On land, some animals use mountains or valleys to show them the way. The flavor of the water guides green turtles! Other animals use stars and planets to guide them.


Fascinating
**Animal
Facts**

A camel has **SIX** eyelids,
three on each eye!

11

Listen. Write the correct letter on the line.

- There are C kinds of rhinoceros.
a. two b. three c. five
- Rhinos live in _____.
a. Africa and Asia b. Asia and Europe
- Black rhinos and white rhinos have _____ horns.
a. no b. two c. three
- Rhinos in India and Java have _____.
a. no horns b. one horn c. two horns
- Rhinos are endangered because people hunt them for _____.
a. their meat b. their skin c. their horns



12

Listen. Read and chant.


Animals All Around

Animals are all around us,
they're around us every day.
But, like the ancient dinosaurs,
some might go away.

We must protect the planet
for animals large and small.
They need clean air and water
to have a chance at all.

Animals need their habitats
to eat and grow and thrive.
If their habitats disappear,
these groups may not survive.

Some animals are in danger,
in danger of dying out.
But this is a problem in nature
we can do something about!



Animal Sculpture

Create an animal that won't die out.

Science
Project



What does your
animal eat?


Plants and leaves from trees.
Where does your animal live?



Content connection: science; art

Unit 5

59



Protect Animals

Read and discuss.

Help animals by finding a group that supports protection for animals and their habitats. Help this group by giving money or giving your time. Another way to help is to talk to people in the neighborhood about protecting animals of the world.



All animals need proper care and protection. Care for your pets and for other animals. Be sure they have food and water, and a safe place to stay. Keep animal habitats clean for healthy animals.

1. Are there groups and organizations that protect animals in your town?
2. Do you help protect animals and their habitats? How?
3. Why is it important to protect animals?

Know It? Show It!

Spin. Ask and answer.

Review

When did dinosaurs live?


They lived millions of years ago.



Make endangered animal cards.

This card shows an orangutan.

It's endangered because people are cutting down trees.



Performance assessment

See Assessment Package pp. 1-4, 11, 20, and 25-26.

Unit 5

6 In the Old Days

TRACK B1

1

Read. Listen and sing.

Way Back Then

*Way back then, a long time ago,
life was different, life was slow.*

When people wanted to have a talk,
they couldn't call. They used to walk.

There were no phones, not even one.
How did people get anything done?

(Chorus)

They used to ride by carriage and horse.
It took them days to arrive, of course.

When people wanted to read at night,
they used to do it by candlelight.

Today we have such different ways.
Now we do quickly what used to take days.

(Chorus)

How did people
live long ago?



Listen. Point and say.



1



2



3



4



5



Life was different in the past.

1. People didn't have running water. They took baths in wooden tubs.
2. People didn't have electric lights. They burned candles.
3. People didn't have stoves. They cooked over a fire.
4. People didn't have cars or gasoline power. They rode horses.
5. People didn't have phones. They had to talk in person.



Stick and say.

What did they do?



Affirmative and negative simple past



4 Listen. Look and read.

The way we live changes over time. Inventions often change the way we do things.

Money

The Chinese invented paper and printing. Then they invented paper money. Before coins and paper money, people used to trade for things they needed. As time passed, people began to use shells, jewels, or tea leaves in the same way we use money now. People use about 140 kinds of money today.



Records

In the past, when people wanted to listen to singers and musicians, they had to do it in person. They didn't have any way to keep the music they heard. Then in 1877, Thomas Edison recorded human speech for the first time. For many years, people used to play records made of plastic on gramophones. Today we listen to music on MP3 players, CDs, and on the computer.





Bandages


Before Earle Dickson invented the Band-Aid in 1920, people had different ways to stop bleeding and protect a wound. They used to chew up leaves and put them in the wound, put in spider webs, or pack the cut with sawdust. Today, we all have a box of bandages at home.



Point. Ask and answer.


In the past, did people have money?

No, they didn't. They traded for what they needed.



Umbrellas

The first umbrellas were for shade from the sun, not for rain. Around 3,500 years ago, people used to make them from palm leaves, feathers, or paper. Later, women in ancient Rome put oil on the paper to keep rain from coming through. Now everyone has an umbrella of cloth or plastic for rainy days.



Ask and answer.

Before the invention of money, what did people use to do?

They used to trade shells, jewels, and tea leaves.



Question formation; simple past; used to + verb

Grammar

Did people **have** electric lights back then?
Did they **burn** candles back then?

No, they **didn't**.
Yes, they **did**.

7 Complete the sentences.

1. Did people have running water back then?

No, _____.

2. Did they have stoves back then?

No, _____.

3. Did they cook over fires back then?

Yes, _____.

4. Did they have phones back then?

No, _____.

**Grammar**

Before electric lights, what **did** people **use to do**?
They **used to burn** candles. Now people have lamps.

8 Write questions or answers.


1. Before running water, what did people use to do?

2. Before money, what did people use to do?

3. Before bandages, what did people use to do?

4. Before records, _____

They used to listen to singers and musicians in person.



9 Work with a partner. Talk about school in the past and school now.




notebooks / slates



ride buses / walk

Back then, students didn't have notebooks.


They had slates to write on.



desks / benches



backpacks / belts



electric lights / candles



pens / chalk

10 Work in groups. How is your life different now? Use *used to*.

I used to walk to school. Now I ride my new bike.

I used to sleep in my brother's room. Now I have my own room.



I used to have short hair. Now I have long hair.




Well, I used to have just one sister. Now I have a new baby sister.

Inventive Ideas

The Imagination Magazine

Do you speak Doggish?

Do you want to know what your dog is saying? No problem! Takara, a company in Japan, invented a small electronic machine with buttons and a screen. It has a small microphone, which you put on your dog's collar. A translation program in the machine changes your dog's barking sounds into words and pictures! You can read what your dog's barks mean: *Get away. I'm bored. Let's play.* Wow! How cool is that?



The Top




Useless Inventions


We asked our readers to send in ideas for useless inventions.

Here they are!

1. Silent alarm clock
2. Waterproof sponge
3. Black highlighter pen
4. Book on how to read
5. Transparent playing cards

Gee, thanks a lot, Dad.





This month's
contest winner:
**Olga
Galaczi**

Olga's dog used to get
wet, but not now!

OUR READERS WRITE US

 **from Spain**

A friend told me that toothpaste is 1,000 years old! Is this true? – Gregoria

Toothpaste is over 4,000 years old! Doctors in ancient Egypt used to make it from powdered stone and vinegar. It tasted pretty bad.

 **from Norway**

Which came first—roller skates or ice skates? – Jon

The first roller skates appeared in Belgium in 1759. The inventor, Joseph Merlin, designed them to look like the ice skates of his time.

So ice skates came first, and then roller skates.

 **from Argentina**

Who invented the yo-yo? – Helga

The Chinese invented the yo-yo about 3,000 years ago. They made their yo-yos from ivory and silk cord. But the name yo-yo isn't

Chinese. It is a word in Tagalog, a language of the Philippines.



TRACK B8
11

Listen. Write T for true and F for false.




1. _____

2. _____

3. _____

4. _____

5. _____



TRACK B9
12

Listen. Read and chant.

Tell Us, Grandpa

You want to know what life was like?

Let's see if you can tell.

I used to bring Mom water
from our family well.

I used to walk two miles to school
in sun or snow or rain.


I copied math onto my slate
and then walked home again.

After school my friends and I
had some time for fun.

We used to roll a hoop along
or fly our kites or run.

On sunny days we used to have
picnics by the stream.

I tell you, kids, life back then
was special, like a dream.




Then and Now Poster

Talk about the past and the present.



A long time ago,
people used to comb
their hair with fish bones.



Now we have
plastic combs.



Be Creative

Read and discuss.

Hi, I'm Paul. My desk used to be a big mess! I couldn't find things I needed, and I didn't have any place to keep my backpack or school supplies. I didn't like to do my homework at my desk.



To solve my problem, I nailed a hook and some empty cans to a piece of wood. I hung the wood on my wall, and then I used the hook for my backpack and the cans for my school supplies.

1. Paul had a creative solution for his problem. Are you creative?
2. What are some ways you can be creative?
3. Who is the most creative person you know? How is this person creative?

Know It? Show It!

Play a game.

Review

Did they have phones then?

Start

phones

running water

CDs

stoves

cloth umbrellas

paper money

electric lights

cars

Finish

No, they didn't. They used smoke signals.

Talk about your past.

When I was little,
I used to ride
a tricycle.



Performance assessment See Assessment
Package pp. 1-4, 12, 21, 25-26, and 29-30.

Unit 6

73

7 It's a Date!

TRACK B10

1

Read. Listen and sing.

Special Days

*All the countries of the world
have special days to share.
We celebrate so many things,
but it's different when and where.*

In France, the New Year holiday
is January first.
But if you're from Iran,
it's March the twenty-first!

Our mothers everywhere
have their special day.
For India, it's in October;
for Portugal, it's in May.

(Chorus)

Countries sometimes mark a day
for independence won.
In the streets, you see parades,
fireworks, and fun.

But I'm going to wait all week
for a day that's really great.
There's a party on my birthday,
with presents and a cake!

(Chorus)


What's your
special day?




Listen. Read and say.



Nov. 2nd




Nov. 3rd
and 4th



Nov. 5th



Nov. 6th



Nov. 7th



Nov. 8th



1. Sunday, November second, was my birthday party.
2. Monday, November third, was a holiday. We took a trip and visited my uncle, aunt, and cousins.
3. We came back home late on Tuesday the fourth.
4. On Wednesday the fifth, I went back to school.
5. On Thursday the sixth, my class marched in the school parade.
6. Friday the seventh was my parents' fifteenth wedding anniversary.
7. On Saturday the eighth, I played soccer. Our team won!



Listen. Stick and say.

Sunday

November

Monday

November

Tuesday

November

Wednesday

November

Thursday

November

Friday

November

Saturday

November





Listen. Look and read.


Countries celebrate many holidays. One kind of holiday is a festival of light.

In Thailand, people celebrate *Loi Krathong*, a festival of light and water, on the first full moon in November. They make special boats from banana leaves. They put flowers and candles inside. After they light the candles and make wishes, people float them in water. People believe these flower boats of light carry away bad luck and make their wishes come true.

In Sweden, people honor Saint Lucia on December thirteenth. The oldest girl in a family puts on a white robe and wears a wreath with candles on her head. She serves everyone special food. The holiday begins celebrations that bring light and hope at a dark time of the year.



In India, people celebrate *Diwali* on the fifteenth day of the Hindu month of Kartika (October/November). This holiday lasts for five days. People light candles or small oil lamps and leave them on all night to drive away the darkness. They sing songs, eat sweets, and wear new clothes. Women often buy something gold or silver for good luck.



In China, people celebrate the Lantern Festival on the fifteenth day of their New Year. A lunar calendar gives the exact date each year. Bright, colorful lanterns bring good luck for the new year. Families watch fireworks and eat small round dumplings.



Point. Ask and answer.

When are they going to celebrate their festival of light?

On the first full moon in November.



Ask and answer.

How are they going to celebrate the festival?

They're going to make boats for flowers and candles.



Question formation; *going to* + verb

Unit 7

77

Grammar

When are	you they	going to have the party?	We They	are going to have it next Friday.
When is	he she	going to visit Diana?	He She	is going to visit her on June sixth.

7 Write questions or answers.

1. When is Kim going to visit Ann?

She _____ her on April third.

2. When is Kim going to go to a party?

She _____ on April tenth.

3. When is she going to see the dentist?

4. _____

She's going to clean up the park on that day.

5. _____

Grammar

Are	you they	going to have the party on the ninth?	No, on the tenth.
Is	he she	going to visit cousin Ann on the fifth?	No, on the third.

8 Write answers.

1. Is Kim going to go to Linda's party on the eleventh?


2. Is Kim going to see the dentist on the eighteenth?

3. Are Kim and her friends going to plant trees on the twenty-ninth?



- 9 Write your plans for next week.
Work with a partner. Compare your plans.**

What are you going to do next week?



Day of the week	Activity
Monday	
Tuesday	
Wednesday	
Thursday	
Friday	

- 10 A. Write the names of three classmates. Guess their favorite holidays. What are they going to do that day? Predict and write.**

Name	Favorite Holiday	Activity
Jimmy	On Valentine's Day	he is going to give cards to friends.
1. _____	On _____	_____
2. _____	On _____	_____
3. _____	On _____	_____

B. Now ask those classmates. Did you guess correctly?

What's your favorite holiday?
What are you going to do that day?



Going to + verb

Day by Day

The Magazine that Celebrates Every Day

Birthday Traditions

Around the World

Our Readers Respond

Here are some of the birthday traditions you described.


- ◆ People pull on your earlobe, one pull for each year.
(Maria, Brazil)
- ◆ You are blindfolded and have to break a piñata. Everyone shares the treats.
(José, Mexico)
- ◆ You wear a colorful dress and pass out chocolates at school.
(Deepa, India)
- ◆ Your nose gets greased with butter for good luck.
(Tom, Canada)
- ◆ You get a birthday pie, not a cake.
(Vladimir, Russia)
- ◆ Birthday cake candles are lit at sunrise and burn all day. At dinner, you blow out the candles and make a wish. If you blow out all of the candles in one try, your wish comes true.
(Katrina, Germany)
- ◆ We have noodles for lunch, and everyone wishes you a long life.
(Ping, China)
- ◆ Little ones sit on a chair and grown-ups lift them up, once for each year and one more time for good luck.
(Amy, Israel)

Silly Billy

When does Friday come before Thursday?

I don't know. When?

In the dictionary!



Ask Holly Day

Dear Holly,

I want to give my mother something special for Mother's Day, but I don't have any money. What can I do to surprise her?

Alma, Panama



Dear Alma,

Here's an idea you can try. Make a book of tickets. Each "ticket" describes one special thing you will do for your mother. For example, you can make a ticket that says *Good for One Trip to the Store*, or a ticket that says *Good for One Housecleaning*, or a ticket that says *Good for a Hug and a Kiss*. Make about 10 or 12 tickets for different things that you know your mother will like. Staple them into a ticket book with a cover. Decorate the cover of your ticket book. Tell your mother to take out a ticket when she wants something. Take the ticket and do what it says. Your mother will be surprised, and very happy, too!



Match the pictures and holidays. Draw lines.

San Jordi, Catalonia, Spain
Halloween, USA
Loi Krathong, Thailand
Day of the Dead, Mexico
St. Patrick's Day, Ireland



Listen and write.



1. They're going to plant an _____ and a _____.
2. He's going to the _____ on Saturday.
3. He's going to make a _____ for his mother's birthday.
4. They're going to the Dominican Republic on _____.
5. Her friend has a birthday on _____.

Listen. Read and chant.


Earth Day

Next week Earth Day is coming.
What are you going to do?
We're going to plant some flowers.
You could help us, too!

We're going to clean the playground
and pick up trash on the beach.
We're listing things to recycle,
and then we'll give a speech.

We're decorating grocery bags
and bringing them to a store.
They'll give the bags to customers,
who'll use the bags some more.

We're having a fair on Earth Day,
so everybody can take part.
We're going to help our planet.
Don't you think that's smart?



Good Luck Lantern

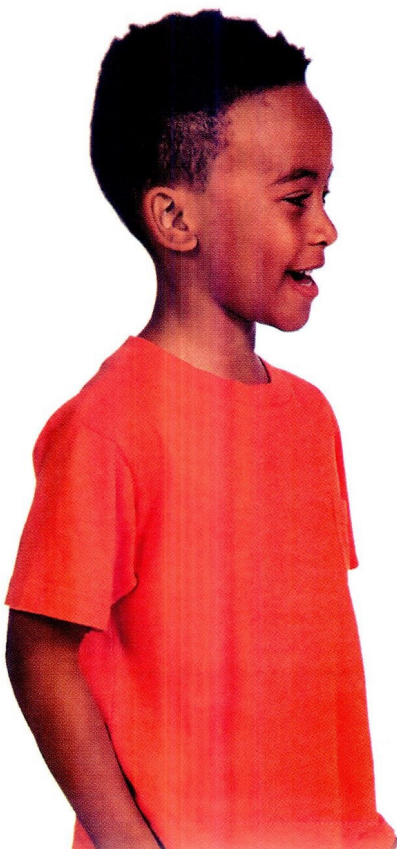
Make a paper lantern.



What are you going to do with your lantern?

These four-leaf clovers mean good luck.

I'm going to show it to my parents. Then I'm going to give it to my grandmother.



Content connection: social studies; art

Unit 7

83



Celebrate Traditions

Read and discuss.

In the town of Ivrea, Italy, there is a fun but very messy traditional celebration every year. People in costumes from long ago throw oranges at each other. Why? It's a tradition that recalls a battle in the year 1194 CE.



In Julia's family, one day every year, they cook and eat food that is white. No food or drink can be another color. Why? It's a tradition. When Julia was little, she only liked white food. Now everyone in the family eats white food on her birthday.

1. Does your town celebrate a local tradition? What is it?
2. Does your family have a family tradition it celebrates? What is it?
3. Why is it important to remember and celebrate traditions?

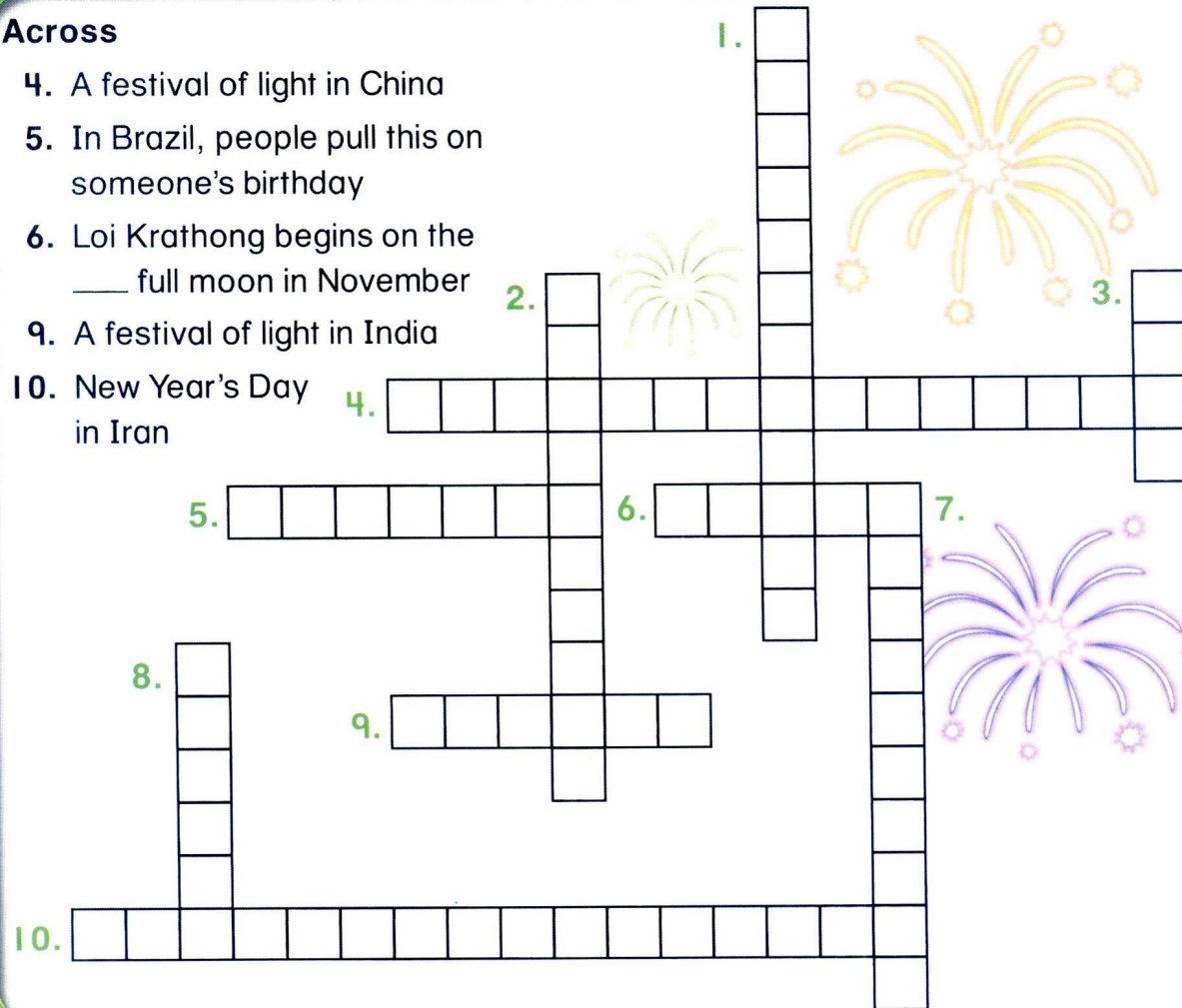
Know It? Show It!

Review

Work with a partner. Student A uses these clues.
Student B uses the clues on page 114.

Across

4. A festival of light in China
5. In Brazil, people pull this on someone's birthday
6. Loi Krathong begins on the ____ full moon in November
9. A festival of light in India
10. New Year's Day in Iran



Make a calendar of your special days.



A very special day for me was July twelfth. I won first place in swimming that day.



Performance assessment

See Assessment Package pp. 1-4, 13, 22, and 25-26.

Unit 7

85

8

Hobbies Are Fun!

TRACK B20

1

Read. Listen and sing.

Hobbies

It's exciting to have a hobby.
Hobbies are lots of fun.
You can take photos or build model planes.
There are hobbies for everyone.

Some people draw or paint.
Some watch stars at night.
Others make jewelry or sew their clothes.
You can even make and fly your own kite.

It's fun to look for and fun to trade
cards, shells, or rocks.
You never know what you will find.
Some people like to fix old clocks.

Collections of marbles are good,
but comic books are better.
Collecting stamps is always the best
if you need to mail a letter.

It's such fun to have a hobby.
There's a perfect one for you.
Try some interesting new ones.
You'll find what you like to do.

What's your
hobby?

2

Listen. Read and say.

Silvio: This hobby fair is really cool! Did you see the model car collection over there?

Helen: Yeah. I liked the antique cars the best. They were great.

Olga: I liked the jewelry. It's exciting to see the kinds you can make yourself.

Helen: I used to make jewelry, but now I like to write stories and poems.

Silvio: Writing is too hard. It's fun to make or collect things. I like to collect coins.


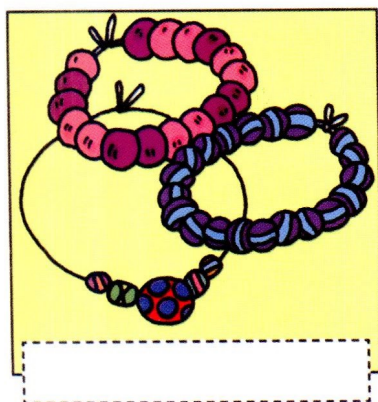
Olga: Really? I think collecting coins is kind of boring.

Helen: Well, in my opinion it's interesting. You can really learn a lot.





3

Stick and say.



What do you think?



It's + adjective + infinitive



Listen. Look and read.

People with hobbies have fun and learn a lot, too.

Building Models

Putting together models is really fun, but it takes a lot of patience. You have to make sure every little piece is in the right place. The worst thing is losing a piece! The best part is the finished model, when you can step back and see that it looks exactly like the real thing.




Card Collections

I like to collect all kinds of sports cards.

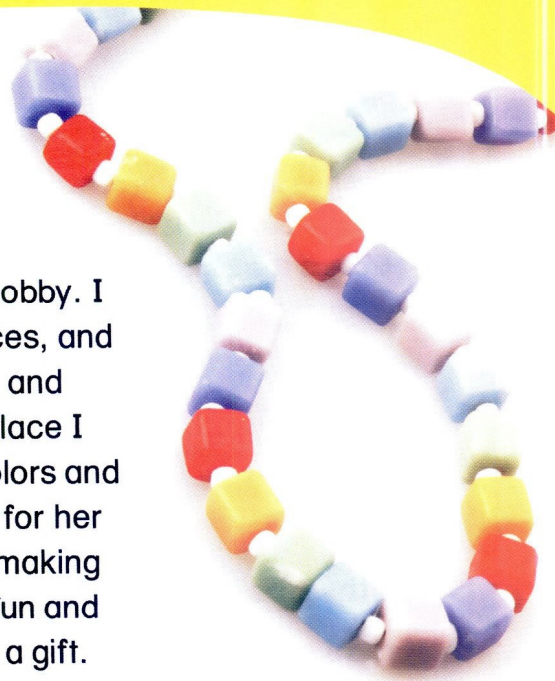
I have the largest collection of soccer, baseball, and basketball stars in my class. At school, my friends and I trade cards. At home, I look for valuable cards on the Internet. A sports card is valuable when it is in good condition. An old or rare card is great, too. The older and rarer the card, the better it is. The best card in my collection is an autographed card of Hideki Matsui.





Making Jewelry

Making jewelry is a wonderful hobby. I like to make pins, rings, necklaces, and bracelets. I use beads, leather, and other things. The prettiest necklace I made has beads of different colors and coins in it. I gave it to my sister for her birthday. The best thing about making jewelry is that you get to have fun and then you can give your work as a gift.



Key-Chain Collections

I think it's really fun to collect key chains. I started collecting key chains when I went on trips with my family. Now my collection is bigger because I look for special kinds of key chains, such as dinosaurs or cartoon characters. The best way to store a collection is to hook the key chains onto a long piece of chain. That's the easiest way to organize them.



Point. Ask and answer.

What is his hobby?

He builds models.



Point and describe.

Tell me about his hobby.

It's really fun, but it takes a lot of patience.



Question formation; comparison of adjectives

Grammar

Mike has a **big** sports card collection.
Linda's collection is **bigger than** Mike's collection.
Hiro has **the biggest** sports card collection in his class.

7 Complete the sentences.

small—smaller—smallest old—older—oldest

Kathy has a small coin collection.

1. Fred's collection is _____ than Kathy's.
2. Sam has the _____ coin collection of a

Kathy has an old coin in her collection.

3. Fred's coin is _____ than Kathy's.
4. Sam has the _____ coin of all.

**Grammar**

David's model ships are **good**.
Pat's model ships are **better than** David's.
Wanda's model ships are **the best** of all.

My drawings are **bad**.
My sister's drawings are **worse than** my drawings.
My little brother's drawings are **the worst** of all.

8 Complete the sentences.

Mona's paintings are good.

1. Kim's paintings are _____ than Mona's.
2. Howard's paintings are the _____ of all.

John's photos are bad.

3. Vera's photos are _____ than John's.
4. Don's photos are the _____ of all.



9 A. Write numbers in the stars.

Which is the best hobby? Which is the worst hobby?

Write from 1 to 8 in the stars. (1 = best hobby; 8 = worst hobby)



knitting



rubber band collecting



gum-wrapper collecting



card collecting



key-chain collecting



building models



making jewelry



knitting



gum-wrapper collecting



gardening



rubber band collecting



gardening

B. Work with a partner. Compare your opinions.

10 Talk about your hobbies in a group.

I collect comic books.

I don't really have a hobby, but I want one!

I think chess is an exciting hobby. I really like it.



Irregular comparisons of good/bad; hobbies


Hobby Hour

The Magazine for Hours of Fun




If you want an exciting new hobby, then try domino topples! You can do it by yourself, or you can begin with a group of friends. You can start with a simple line of dominoes, and after some practice, you can try longer lines and then harder designs. Children all over the world hold special domino topples in their schools or communities. One of the best domino experts is Scott Suko. He teaches children how to set up the longest and hardest patterns and then knock the dominoes over one after the other.

Scott Suko and X-Kid



Rio de Janeiro design



FREE
or
ALMOST FREE
Things You Can
Collect

- ◆ autographs
- ◆ beads
- ◆ bottle caps
- ◆ buttons
- ◆ postcards
- ◆ string

World's **Craziest** Collections

Largest refrigerator magnet collection

Louise Greenfarb of Las Vegas, Nevada, USA, has 29,000 refrigerator magnets.

Biggest hotel sign collection

Jean François Vernetti of Switzerland has 2,915 different "Do Not Disturb" signs from 131 different countries. He changes hotels often and gets a lot of sleep.

Longest gum-wrapper chain

Gary Duschl of Ontario, Canada, collected 1,313,076 wrappers to make a chain that measures 55,872 feet (17,030 meters) and weighs 730 pounds (332 kilograms). He chews a lot of gum.

Guinness Book of World Records

ASK Cal the Collector

Dear Cal,
I like to collect Olympic pins. Right now, I have 20 of them. It's no fun to keep them in a box in my closet. How can I show them off?
Pin Fan

Dear Pin Fan,
Wear your Olympic pins on a jacket or on an Olympic cap or T-shirt! You could also pin them to your bedroom curtains or onto a special pillow.







**This
Month's
Contest**

**Build a house
of cards!**

Send your photo to:
Hobby Hour
117 Barzini Avenue
New York, NY

Listen. Write the letter.

1. _____
2. _____
3. _____
4. _____
5. _____



Listen. Read and chant.

My Collections

I have a box for big things
and another one for small.
And when I need more space,
I hang things on my wall.

My boxes are so full,
I can't find what I need.
I also have more comic books
than I can ever read.


I have lots of marbles
rolling around my floor.
And so many stuffed animals
I cannot close my door!



Class Book

Make a class book about hobbies.

Social Studies
Project



Here is a new hobby
I want to try. It's called balloon
sculptures. You shape balloons
to make animals and other things.
I think it's exciting!




Content connection: social studies; art

Unit 8

95

Develop New Interests

Read and discuss.



People everywhere like to try new and different things. Learning something new helps people develop their personalities. It also provides them with experiences they wouldn't otherwise have. A new interest is always a good way to make new friends, too.

What are some examples of new and different interests? Hobbies are a good place to start. Activities such as sports, travel, learning another language, and learning how to play a musical instrument are exciting, too. Trying one or more of these activities can bring a new sense of accomplishment and satisfaction.

1. Do you like to try new things? Why or why not?
2. Describe one new activity you would like to try soon.
3. How can trying a new hobby or other activity help you?


Know It? Show It!

Review

Play a game.


What do you think
of collecting stamps?

I think it's kind
of boring.



Talk about your hobby.

I like to make
button people from
my collection. This is
my tallest doll.



Unit
I can do it!

Performance assessment
See Assessment Package pp. 1-4, 14, 23, and 25-26.

Unit 8

9 Let's Play Sports!

TRACK B29

1

Read. Listen and sing.

Sports Club

Welcome to our sports club.
What would you like to learn?
You could take badminton
and jump and run and hit.

You could learn volleyball
and maybe throw the ball.
Would you like to do yoga?
You can. It's on our list!

*Come take a chance!
We're going to teach you how to play.
Footwork, arms, and stance!
We're going to teach you how to play.*

We have basketball lessons.
You can run with the ball.
Soccer is very popular,
and cycling is quite the thing.

Many people learn to ski,
others learn to jump high.
But perhaps you would prefer
to learn tennis or basketball.

(Chorus)



Do you like
to play?



Listen. Read and say.

Mark: Hi, Jane. I'm glad you came to my sports club.

Jane: It was nice of you to invite me.

Mark: Would you like to play badminton?

Jane: Oh, no thanks. Let's just watch the game.

Mark: Don't you like to play?

Jane: I don't know how.

Mark: Would you like to learn?

Jane: I'd love to learn to play badminton!

Mark: Well, I can teach you some steps.
We can practice together.

Jane: Maybe next weekend.

Mark: Why wait? Let's start now!



Listen. Stick and say.

irlanguage



Sports of different kinds are popular all around the world.


Playing Soccer is Fun!

Playing soccer is really exciting! In this sport, 11 players wear similar clothes. They warm up, exercise and get ready for the match. People love watching soccer matches all over the world. I always watch soccer matches. Soccer players are good people. Cristiano Ronaldo is a good soccer player. He helps children and gives them advice to be good players.



I Love Basketball!

I watch a basketball match on TV. In this sport, players wear similar clothes in a team. They play in two teams of five players. As they play, they run with the ball and try to shoot the ball. This sport is very exciting and fun. I'd like to learn how to play it.





I'd like to play tennis!

I stayed to see tennis. This sport is lively and quick, and the players are full of energy. They play in a court. Toward the end, the players move faster and faster. I'd love to learn this sport. What fun!



Cycling is exciting!

I saw a cycling team. I think cycling is so interesting. There's always a cyclist who tells others which way is better.

The cyclist says things like, "move faster on this road." The cyclists do what he says all the time! I like to watch cycling, but I'd be afraid to try it!



Point. Ask and answer.

What does he think of cycling?

He thinks it's funny.



Ask and answer.

Would he like to learn how to play basketball?

Yes, he would.



Grammar

What **does** she **think of** basketball?
What **do** you **think of** basketball?

She **thinks** it's lively and exciting.
I **think** it's too quick.

7 Write sentences.

	soccer	basketball	tennis	cycling
Kara	lively	fun	quick	fast
Jim	fun	hard	interesting	beautiful

- What does Kara think of soccer? _____
- What does Jim think of basketball? _____
- What does Jim think of tennis? _____
- What does Kara think of cycling? _____

Grammar

Would | you | **like** to learn how to play tennis?
 | they |

Yes, | I | **would**.
No, | they | **wouldn't**.

Would | he | **like** to learn how to play tennis?
 | she |

Yes, | he | **would**.
No, | she | **wouldn't**.

8 Write questions or answers.

- Would you like to learn how to play basketball?

Yes, _____

- Would Jerry like to learn how to play badminton?


No, _____

- _____


Yes, Ana would like to learn how to ski.

- _____

No, George wouldn't like to learn how to play tennis.




9 What can you do? Share with a classmate.




climb




Jump



run



kick




throw


**10 Ask three classmates.
Tell the class.**

What play would
you like to learn?

I'd like to learn
basketball. I think
it's interesting.



basketball



tennis



climbing

Name	What sport would he or she like to learn?	Why
David	He'd like to learn basketball.	He'd like to run and throw the ball.
1.		
2.		
3.		

Let's Play

MAGAZINE

مجمع زبان ایرانیان



Rising Star

Sacramento, California — Eleven-year-old Sam McAfee is going to Washington, D. C. to play badminton at the Universal badminton Academy this summer. Judges chose her as one of 300 to go-out of a total of 1,000 contestants.

Here's what Sam had to say about badminton.
"Badminton is fun. Badminton makes me feel happy and strong. I feel different when I play."



Young Players Around the World

This Month: Sports for Health


Sports have many benefits for health. A group of men and women exercise outdoors to maintain their good health and be happy. Sometimes the people exercise in a circle. Sometimes the people exercise in a line. The players often wear special clothes, to be comfortable.






Swimming is Popular All Around the World.

And Kids Are Crazy About It!

Would you like to learn swimming? That's easy and fun! The butterfly is a type of swimming. You swim on your breast with both arms moving. It is the newest swimming style. It is enjoyable. Have fun!



Write the names.



Listen. Read and chant.

Shake a Leg

Get up! I said get up!
I said get up out of that chair.
We're going to bust
some exercises and moves,
and shake it like we just don't care.

Get up! I said get up!
I said get up out of that bed.
We're going to play
'til the sun comes up,
and paint the whole town red.

Get up! Now shake a leg!
Get up! Now shake a leg!



Traditional Sports

Do a report on a traditional sport.



irlanguage



People play polo in
Azerbaijan.
It's a team sport.
Everybody can enjoy
playing it.


Oh, that's interesting.
Would you like to learn
to play the polo?



Content connection: social studies; sport

Unit 9

107



Enjoying Sports

Read and discuss.



Learning to enjoy sports is an important part of education. People around the world enjoy sports including soccer, basketball and swimming. Other important sports such as tennis and golf, are played widely all around the world.

Enjoying sports can begin in childhood and continue all through life. There are many opportunities for people to enjoy these experiences.

1. Do you like to learn a traditional sport? Why or why not?
2. Do you watch game on TV? Why or why not?
3. Do you like to go to stadiums? Why or why not?

Know It? Show It!


Use the clues to find and circle the words in the puzzle.

Review

1. A person who teaches players.
2. A team sports of to players.
3. A place to play tennis.
4. Spending time on mountains!
5. A racket sport played by 2.

D	M	A	A	S	B	Z	Y	B	R	N	U	H	D	G
W	B	F	O	J	J	L	K	T	I	L	D	H	M	R
E	A	A	P	P	H	P	S	R	L	F	J	N	X	I
Y	L	H	D	F	L	I	D	A	M	F	S	S	B	T
K	L	M	I	M	N	R	B	D	L	O	E	H	Q	L
W	R	C	V	Z	I	T	P	I	U	Y	Z	Q	Y	C
V	O	S	K	Z	E	N	J	T	B	J	J	D	N	V
S	O	D	T	K	O	B	T	I	P	E	R	S	G	I
C	M	Z	S	L	E	S	S	O	N	S	L	N	W	T
R	V	A	M	C	A	I	S	N	N	C	U	A	U	R
P	B	T	K	O	G	R	V	A	Z	O	F	P	R	P
Z	Y	P	V	A	Q	T	S	L	R	U	F	J	B	T
I	J	P	I	C	T	Y	L	B	M	R	A	R	X	U
W	H	I	J	H	I	X	O	X	C	T	N	H	A	T
R	A	R	I	R	C	L	I	M	B	I	N	G	R	X

Make an ad for a sport event.



Soccer is my favorite kind of sport. I'd like to go to a sport stadium one day.

Unit
I can do it!


Performance assessment
See Assessment Package pp. 1-4, 15, 25-26, and 31-32.

Unit 9

109

Where does the
Leatherback Sea
Turtle live?

It lives in the ocean.



(Teachers: See page T55 in the Teacher's Edition for instructions.)

Work with a partner.

Student A uses this page.
Student B turns to page 112.

Find out the information.

Endangered Animals				
Animal	Habitat	Food	How heavy	How long
Leatherback Sea Turtle	<i>oceans</i>			
Giant Armadillo	forest in South Africa		70 pounds (30 kg)	5 feet (1.5 m)
Indian Lion	grasslands in India		600 pounds (250 kg)	
Komodo Dragon		birds deer		10 feet (3 m)

When is he going to celebrate the Festival of Light?

He's going to celebrate it on the fifteenth.



(Teachers: See page T82 in the Teacher's Edition for instructions.)

Work with a partner.

Student A uses this information.
Student B turns to page 113.

Find out when Sam is going to do these things:


- take a trip
- see a parade
- go to the dentist
- play a soccer game
- start school
- go to the beach

Sam's Calendar

Sunday	Monday	Tuesday	Wednesday	Thursday	Friday	Saturday
1	2	3	4	5	6 baseball game	7
8 party	9 grandparents	10	11 birthday	12	13	14 amusement park
15 Festival of Light	16	17	18 swimming lessons	19	20 park	21 trip

What does the
Leatherback Sea
Turtle eat?

It eats shrimp
and jellyfish.



(Teachers: See page T55 in the Teacher's Edition for instructions.)

Work with a partner.

Student B uses this page.
Student A turns to page 110.

Find out the information.

Endangered Animals

Animal	Habitat	Food	How heavy	How long
Leatherback Sea Turtle		shrimp jellyfish	800 pounds (365 kg)	5 feet (1.5 m)
Giant Armadillo		insects snakes		
Indian Lion		zebras antelope		9 feet (2.9 m)
Komodo Dragon	grasslands in Indonesia		300 pounds (136 kg)	

When is he going to celebrate the Festival of Light?

He's going to celebrate it on the fifteenth.



(Teachers: See page T82 in the Teacher's Edition for instructions.)

Work with a partner.

Student B uses this information.
Student A turns to page 111.

Find out when Sam is going to do these things:

- go to a baseball game
- start swimming lessons
- visit his grandparents
- go to an amusement park
- go to a party
- clean up the park

Sam's Calendar

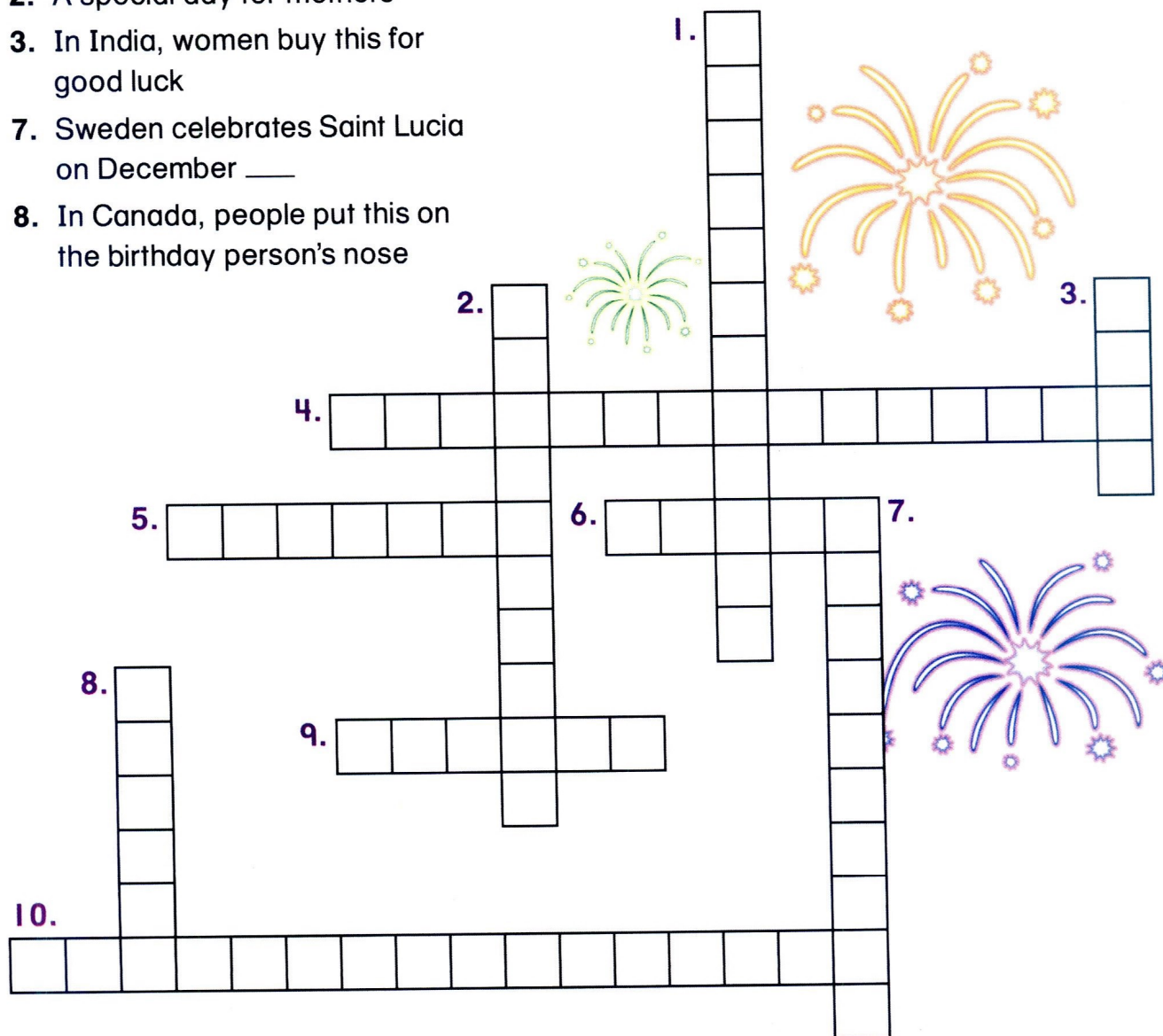
Sunday	Monday	Tuesday	Wednesday	Thursday	Friday	Saturday
1 parade	2	3 school	4	5 dentist	6	7 beach
8	9	10	11 birthday	12	13	14
15 Festival of Light	16	17 soccer game	18	19	20	21 trip

Work with a partner.

Use these clues.

Down

1. New Year's Day in France
2. A special day for mothers
3. In India, women buy this for good luck
7. Sweden celebrates Saint Lucia on December ____
8. In Canada, people put this on the birthday person's nose



Grammar Words

Adjective	A word that describes a noun or pronoun. Linda has long, curly hair.
Adverb	A word that describes a verb, adjective, or other adverb, and tells <i>how</i> , <i>where</i> , or <i>when</i> . Ken eats his food quickly
Article	A word used before a noun to show the singular, or to show a particular or general example: <i>a</i> , <i>an</i> , <i>the</i> . An apple and a banana are on the table.
Conjunction	A word that connects parts of sentences, phrases, or clauses, such as <i>or</i> , <i>and</i> , or <i>but</i> . Do you want to watch TV or play a video game?
Gerund	A noun formed with <i>-ing</i> from the present participle of a verb. Riding a bike is fun, but I like swimming better.
Infinitive	The base form of a verb and the preposition <i>to</i> . Jason likes to play his guitar for kids in the hospital.
Noun	A word that represents a person, place, or thing. The teacher lost his glasses .
Object	The person or thing affected by the action of the verb. Sandra washed the dishes and cleaned her room .
Predicate	A word or phrase that follows the subject and describes a state or action related to the subject. Albert planted a tree for Earth Day .
Preposition	A word used in front of a noun, pronoun, or verb to show place, time, or purpose. Let's meet at 4:00 in the park to play tennis.
Pronoun	A word that substitutes for a noun. David is a good soccer player. He is a good soccer player.
Subject	A noun or pronoun that comes before the verb in a sentence and tells who or what is doing the action. Tina speaks Spanish very well.
Verb	A word that describes an action or state. Bob is happy because he visited his cousins.

Present of *Be*

I am	We are
You are	You are
He/she/it is	They are

Past of *Be*

I was	We were
You were	You were
He/she/it was	They were

Comparisons with Adjectives

- You can use the comparative form **-er** to compare **two** people, places, or things.
- Adjectives with one syllable add **-er**.

A syllable is each part of a word that has a single vowel sound.

Examples of one-syllable words are *short*, *red*, *sad*, *tall*, *straight*, and *old*.

tall → tall**er** old → old**er** straight → straight**er**

When a one-syllable adjective has one consonant, one vowel, and another consonant, double the last consonant.

big → big**ger** fat → fat**ter** sad → sad**der**

- Adjectives with two syllables that end in **-y** add **-er** also.
When an adjective ends in **-y**, change the **-y** to **-i**, and then add **-er**.

pretty → prett**ier** happy → happ**ier** curly → curl**ier**

- Use **than** after the comparative adjective.

Jake is **taller than** David.

Present of *Get*

I get	We get
You get	You get
He/she/it gets	They get

- **Get** has many meanings in English. Here, it means *feel* or *become*.
- **Get** is used in combination with many adjectives.
get + adjective: I **get impatient** with my sister.
Ken and Hanako never **get angry**.
Lola **gets upset** when she misses the school bus.
- *Get* + adjective can have a *when* clause after it.
A clause is a part of a sentence with a subject and a verb.
A clause can begin with *when*.
I get excited **when my team wins the game**.
Larry gets scared **when he sees snakes**.

Present of *Do*

I do	We do
You do	You do
He/she/it does	They do

Present Progressive of *Do*

I am doing	We are doing
You are doing	You are doing
He/she/it is doing	They are doing

- The present progressive can describe something happening now.
You **are reading** this sentence now.
The telephone **is ringing**.
- The present progressive can also describe plans for the near **future**.
I **'m washing** the car for my dad this afternoon. (not now)
Sara **'s shopping** with her mom at 4:30. (not now)

Habit in the Present

- The present form can describe what people usually or habitually do.
What **does** Mia **do** in her free time?
She **plays** soccer.
I **read** comic books.
We all **go** to school from Monday through Friday.
- Use **how often** in questions to find out the frequency of an action.
How often do you clean your room?
- Use adverbs and expressions of frequency to tell *how often*.
How often does your brother clean his room?
He **never** cleans his room!
How often do you clean your room?
I clean it **on weekends**.
How often do they play baseball?
They play baseball **once a week**.
- Adverbs of frequency come before the verb.
Examples of adverbs of frequency are *always*, *never*, *usually*, and *sometimes*.
Sandra **always** watches TV at 5:00.
- Expressions of frequency come at the end of the sentence.
Examples are *every day*, *on Sundays*, *once a month*, *twice a week*, and *three times a year*.
I play basketball **on Sundays**.
Julia goes to dance class **twice a week**.
My grandmother visits us **four times a year**.

Present of *Like*

I like	We like
You like	You like
He/she/it likes	They like

- **Like** can have an object.
I like **bananas**.
Susan doesn't like **basketball**.
- **Like** can have an infinitive and an object.
I like **to watch** TV.
They like **to play** soccer.
- **Like** can combine with **would**.
I **would like** a glass of apple juice, please.
He'd **like** a hamburger and fries.
- *I like* and *I'd like* have different meanings.
I like fish. = I like to eat fish.
I'd like some fish. = I want to eat fish now.
- In restaurants, you can say **I'd like**, **I'll have**, or **I want**. The meaning is the same.
I'd like soup and a salad.
He'll **have** a tuna sandwich and a glass of juice.
She **wants** a slice of cheese pizza and a soda.

Count and Noncount Nouns

- Count nouns have singular and plural forms.
I'd like **an** egg, **two** pieces of toast, and **a** glass of orange juice.
- Noncount nouns have only one form. There is no plural.
There isn't **any** rice? Then I'll have **some** soup.
- **Would** can have different meanings.
Would + *like*
I'd **like** some ice cream, please. = I want some ice cream now.
Would + verb
You can talk about possibility in the future with **would**.
Would you **eat** a chili pepper? = Do you want to eat a chili pepper one day?
Would you **try** oatmeal? = Do you want to eat oatmeal one day?
Yes, I **would**. No, I **wouldn't**.

Reflexive Pronouns

myself	ourselves
yourself	yourselves
himself/herself/itself	themselves

- A reflexive pronoun refers to the subject of the sentence.
Lucy takes care of **herself**.
I look at **myself** in the mirror a lot.
- Plural forms have a different spelling.
The **-f** ending in the singular form changes to **-ves** in the plural form.
I take care of **myself**.
We take care of **ourselves**.

Advice with *Should*

- Use **should** + verb to ask for or give advice about something.
I have a toothache. What **should** I **do**?
You **should go** to the dentist.
I ate too much candy. Now I have a stomachache.
You **shouldn't eat** so much candy. It's bad for you.
- **Should** and **shouldn't** are the same for the first, second, and third persons.
I **should eat** more vegetables. We **should clean** our rooms.
You **should go** to bed. You **should walk** the dog now.
She **should wash** the dishes. They **should get** more exercise.

Present of *Drink*

I drink	We drink
You drink	You drink
He/she/it drinks	They drink

Past of *Drink*

I drank	We drank
You drank	You drank
He/she/it drank	They drank

Drink is an irregular verb. This means that it doesn't have **-ed** as a past ending. It has one special form, **drank**, for all persons in the past.

A: I **drink** water every day.

B: How much water do you drink?

A: I usually drink two glasses of water every day, but yesterday I **drank** one glass.

B: You should drink more water. The rule is eight glasses of water a day.

A: That's a lot of water!

Grammar Handbook

Regular Verb in the Past

I walked	We walked
You walked	You walked
He/she/it walked	They walked

Irregular Verb in the Past

I ran	We ran
You ran	You ran
He/she/it ran	They ran

- All affirmative regular verbs have the same past ending **-ed**.

walk → walked live → lived study → studied

I stud**ied** about the dinosaurs.

They liv**ed** for 160 million years, but then they di**ed** out.

- Affirmative irregular verbs have different past forms.

eat → ate go → went do → did have → had

I **ate** a sandwich and **drank** some juice.

Our class **went** to the museum. We **had** a wonderful time.

Question Formation

- For questions in the present, use **do/does** + verb.

What **does** the panda **eat**?

What **do** you **do** after school?

- For questions in the present progressive, use **is/are** + verb + **-ing**.

What **is happening** to giant pandas today?

What **are** you **doing** this weekend?

- For questions in the past, use **did** + verb.

When **did** dinosaurs **live**?

Why **did** dinosaurs **die out**?

- The verb **be** is different. For the present, use **are/is**.

How long **is** a blue whale?

Where **are** your brothers?

- For the past, use **was/were**.

Was Jenny in class today?

Why **were** you late?

- Use **why** and **because** to talk about cause and effect.

Why did the dinosaurs die out?

They died out **because** the climate changed.

Why was Jenny absent today?

She was absent **because** she was sick.

Past Forms

	Regular Verbs	Irregular Verbs
Affirmative:	I walk → I walked	I run → I ran
Negative:	I don't walk → I didn't walk	I don't run → I didn't run
Interrogative:	Do you walk → Did you walk	Do you run → Did you run

- All verbs use **didn't** (*did not*) for the negative in the past: **didn't** + verb.
Did you **watch** TV yesterday? **Did** you **eat** candy yesterday?
 No, I **didn't watch** TV yesterday. No, I **didn't eat** candy yesterday.
- The short answer forms are **Yes, I did** and **No, I didn't**.
Did and **didn't** are the same for all persons.
 Did she study? Did you do your chores? Did they go to the park?
 Yes, she **did**. No, I **didn't**. No, they **didn't**.

Simple Past and *Used to* + Verb

- There are different ways to talk about the past.
- Use the simple past for a single, finished action in the past.
 I **went** to the movies yesterday. I **liked** the movie a lot.
 They **walked** to the park. They **had** fun with their friends.
- Use **used to** + verb to show custom or habit in the past.
 I **used to have** long hair. (Now I don't.)
 He **used to play** soccer. (Now he doesn't. He plays baseball.)
- Used to** + verb means that the action happened regularly in the past but that it doesn't happen now in the present.
 They **used to live** in Chicago. Now they live in Miami.
 He **used to play** the guitar. Now he plays the violin.
- The affirmative form of the habitual past is **used to** with a final **-d** at the end.
 People **used** to read by candlelight.
- The negative form is **didn't use to** with no **-d** at the end.
 He didn't **use** to exercise, but now he does.
- The interrogative form is **did** + subject + **use to** with no **-d** at the end.
 Did children **use** to write on slates?

Future Plans and Intentions

- One way to talk about future plans is to use the present progressive.
What **are** you **doing** this afternoon after school?
I'm **going** to the library. (not now, later)
Where **are** they **going** this weekend?
They're **visiting** their uncle in San Diego. (not now, later)
- Another way to talk about future plans is to use **be + going to + verb**.
What **are** you **going to do** tomorrow?
I'm **going to play** soccer.
What **is** she **going to sing**?
She's **going to sing** Happy Birthday.
Are they **going to go** shopping later?
Yes, they're **going to go** shopping at the mall at 5:00.
- In casual speech, **going to** is often pronounced "**gonna**". You can hear this pronunciation in popular songs:
Bad boys, bad boys, what cha gonna do when they come for you?
("cha" = are you, "gonna" = going to)
- Both the present progressive and the **going to + verb** forms of talking about future plans and intentions have the same meaning.

Ordinal Numbers

- The numbers we use in math are cardinal numbers: 1, 2, 3, 4, 5, and so on.
 $35 + 14 = 49$ **Thirty-five** plus **fourteen** equals **forty-nine**.
How old are you? I'm **ten**.
- Ordinal numbers are spelled and pronounced differently. They are usually used to talk about calendar dates and steps in a sequence.
When is your birthday? On August **sixth**.
To make chocolate milk, **first** pour milk into a glass. **Second**, pour in chocolate syrup or chocolate powder. **Third**, stir with a spoon.
- Ordinal numbers have abbreviations.
1st = first 2nd = second 3rd = third 4th = fourth
When you see June 3rd in printed text, you read it as June **third**.

Opinion with *It's* + Adjective + Infinitive

- One way to express an opinion is to use ***It's* + adjective + infinitive**.

It's exciting to watch soccer games.

It's fun to collect sports cards.

It isn't fun to make jewelry—it's boring.

- Some positive adjectives of opinion are *exciting*, *fun*, *great*, *awesome*, *cool*, and *interesting*.

It's really **interesting** to collect old coins.

- Some negative adjectives of opinion are *boring*, *stupid*, *silly*, and *dumb*.

It's **boring** to play chess.

Comparisons with Adjectives

- You can use the comparative form **-er** to compare **two** people, places, or things.

Judy is **taller** than Lisa.

The red dress is **longer** than the blue one.

- Use **than** after the comparative form of the adjective.

Ken is stronger **than** Larry.

- You can use the superlative form **-est** to compare **three** people, places, or things.

tall → taller → **tallest** old → older → **oldest**

- Use **the** before the adjective with **-est** at the end.

Hiro has **the biggest** collection of sports cards.

Mr. Gomez is **the friendliest** teacher of all.

Irregular Comparisons with *Good* and *Bad*

- Good** and **bad** are very common words, but their comparisons are irregular.

good → **better** → **best**

bad → **worse** → **worst**

Henry's math grades are **good**.

My singing is **bad**.

Lola's math grades are **better**.

Gloria's singing is **worse**.

My math grades are the **best** of all. Pat's singing is the **worst** of all.

- Use **than** after the comparative form in full sentences.

Jae-hak's grades are better **than** Allen's grades.

- Use **the** before the superlative form of the adjective.

Sonia's collection is **the** worst in the class—two stamps!

Expressing Opinions

- One way to express an opinion is to use ***It + be + adjective + infinitive***.
It's fun to study at school.
It was nice of you **to invite** me.
- Another way to express an opinion is to begin a sentence with ***I think***.
I think hip-hop is really cool.
She thinks Korean fan dancing is beautiful.
- To ask for an opinion, you can use ***think of + verb + -ing*** in the question.
What **do** you **think of** square **performing**?
What **does** she **think of** coin **collecting**?
What **do** they **think of** **hiking**?

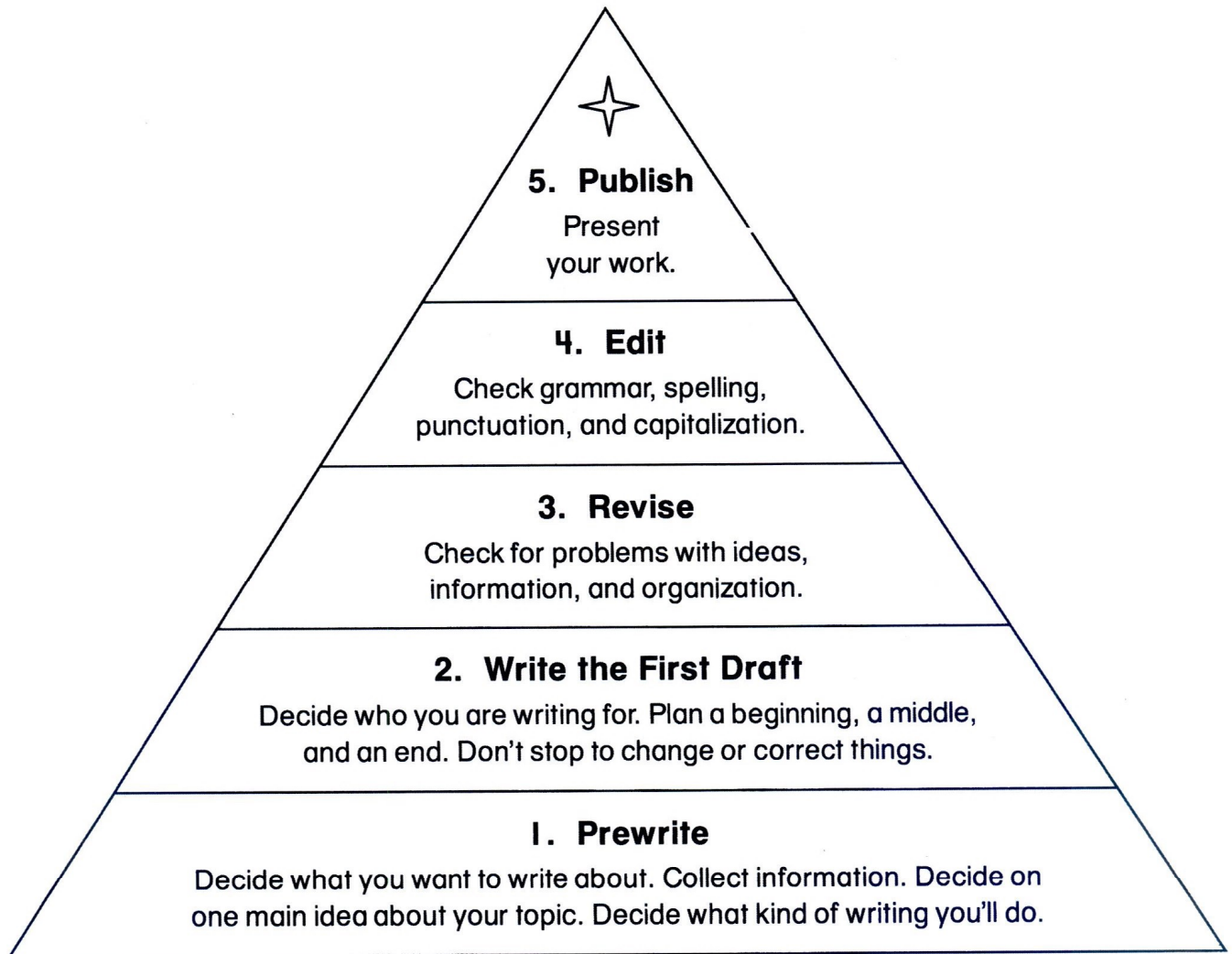
Nouns as Adjectives

- Adjectives are used to describe nouns and pronouns.
It's a **Korean** performance. It's a **graceful** performance.
- Nouns can also function as adjectives.
They answer the question *What kind of (performance)?*
I like **happy** performance. He doesn't like **sad** performing.
I have a new **video** game. She went to the **soccer** game.

Would like + Infinitive

- ***Would like + infinitive*** can be used for invitations.
Would you **like to play**? **Would** you **like to go** to a movie?
Yes, I **would**. Sorry, I can't. I'm busy.
- ***Would like + infinitive*** can also be used to ask for information.
Would you **like to learn** how to climb?
Would he **like to learn** how to knit?
What dance **would** you **like to learn**?
- Give reasons for something with ***because***.
What dance would he like to learn?
He'd like to learn playing **because** he wants to clap his hands, snap his fingers, and stamp his feet.
- You can talk about future plans with ***would like + infinitive*** and ***one day***.
I'd like to go to a performance **one day**.
They'd **like to visit** Brazil during carnival **one day**.

Steps in the Writing Process



Prewriting

1. Choose a topic.

1. Think about your own life.

What are some important things in your life? Do you have a new brother or sister? Do you have a pet? What are your chores at home? Did you have an accident on your bike? Did you play soccer and win the game? Did you win a spelling prize at school?

2. Think about "favorites."

What is your favorite music? Person? Food? Animal? Sport? Place?

3. Think about the world around you.

Is there a park or beach you like? Do you like to go to the zoo? Do you go to museums? Is there a special person you admire? Do you look up at the stars and wonder about them? Do you find interesting things on the Internet? Do you like to watch birds or bugs?

2. Collect information about your topic.

1. Find information in books, in magazines, and on the Internet.

2. Watch educational programs on TV.

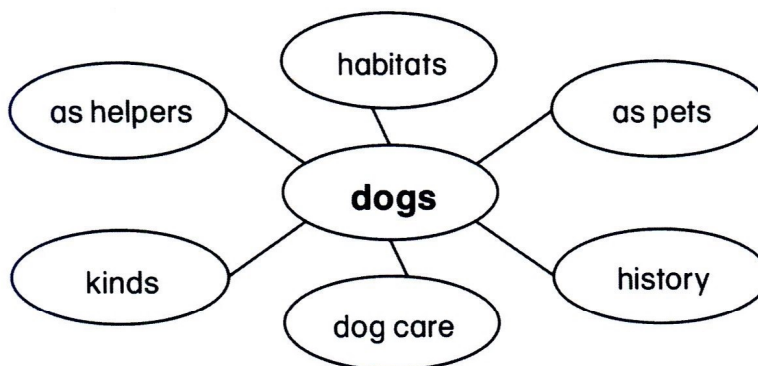
3. Interview other people about your topic.

3. Think of ideas about your topic.

1. Make a list.

2. Ask the "five W's": *Who? What? When? Where? Why?*

3. Use a graphic organizer, such as a word map.



4. Decide who you are writing for: Your friends? Your teacher? Your grandfather?

5. Decide what kind of writing you'll do: A poem? A story? A paragraph? A play?

6. Decide how you want your writing to sound: Serious? Funny? Friendly?

Writing the First Draft

Now you can write your first try, called a draft. Don't worry! It doesn't have to be perfect. Just put your ideas down on paper. You can change and correct things later.

1. Put all the information you have about your topic on your desk.
2. Plan a good, interesting beginning for your writing. You want your readers to continue reading!
 1. You can begin with an interesting fact.
Sharks can have 30,000 teeth in their lifetime.
 2. You can begin with a quotation from someone.
"Start every day off with a smile and get it over with." (W.C. Fields)
 3. You can begin with a question.
How much homework is the right amount?
3. Plan the middle part of your writing. The middle part should include facts and details about your topic. They should relate to and support your main idea.
 1. If your topic is sharks, then you can describe and explain characteristics of sharks. You can compare and contrast kinds of sharks. You can explain why people are so afraid of sharks.
 2. If your topic is the importance of friendliness (or smiling), then you can explain how being friendly makes social interaction easier. You can describe reactions to friendly and unfriendly people. You can discuss sincere smiles and insincere smiles.
 3. If your topic is homework, then you can express your opinion about homework. You can explain why homework helps (or doesn't help) people learn. You can try to convince your teacher to give less (or more!) homework.
4. Plan the ending of your writing. A good ending helps your reader understand and remember your ideas.
 1. You can remind your readers of your most important idea.
Sharks are amazing animals, but best appreciated from far away.
 2. You can end with a quotation from someone.
"Wear a smile—one size fits all." (author unknown)
 3. You can end with a question.
So, how about that homework, Mr. Baker?

Revising

Congratulations! You have a first draft. Now it's time to think about making it better.

1. Read your draft to yourself.
 1. Read it aloud to see if the main idea comes through.
 2. Read it aloud again to see if it sounds good.
 3. Notice which parts you like and which parts may need work.
2. Read your draft to others.
 1. Classmates, friends, and family members may have good advice or ideas you didn't think of.
 2. Read your draft aloud.
 3. Ask your listeners to tell you what they liked, and what they didn't understand or what they want to know more about.
3. Look at the quality of your ideas.
 1. Are you careful using facts and opinions?
 2. Is your information from respected sources?
 3. Are there enough examples and details?
4. Look at the organization of your ideas.
 1. Do you have a beginning, a middle, and an end?
 2. Are your ideas presented in a logical way?
 3. Are all of your ideas related to your topic?
5. Look at the first draft below. Notice the kinds of changes the writer wants to make.

good beginning!

change to a complete sentence

change order of sentence

I hate to say it, but my mom is right. It's important to be neat and clean up after yourself. How do I know? ~~I'm going to tell you about my uncle.~~ I went to stay with my uncle David in his small apartment for a week. I love my uncle, but he's really sloppy. When I entered, there was some sort of old or sour smell I couldn't identify. I figured it out when I saw all the dirty clothes on his chairs, bed, and floor. ~~And not just his clothes.~~ I saw old pizza delivery boxes and cereal boxes and candy wrappers and half-empty soda cans all over. I saw dirty dishes piled in the sink. His dishes weren't the only pile. I saw his sports equipment was all thrown into a big pile in one corner. I saw his newspapers and magazines were all in a pile in another corner. How can he find anything? And I saw his desk had piles of papers and bills on it. How can he live like that? I know now that I definitely don't want to!

repetitive

too many sentences starting with I

-don't want to do what? add sentence about promising to be neat and clean at home

Editing and Proofreading

You revise for ideas and organization. You edit for style and proofread for grammar, punctuation, capitalization, and spelling.

1. Edit for style. Are your sentences all the same? Are they boring?

1. Combine some short sentences.

Bob is strong. Bob is fast. → Bob is strong and fast.

Judy plays soccer. Ana plays soccer. Pat plays soccer. →
Judy, Ana, and Pat play soccer.

Mark plays the piano. Mark plays the guitar. →
Mark plays the piano and the guitar.

Our teacher gave back our tests. She gave back our tests today. →
Our teacher gave back our tests today.

I like tomatoes. I don't like carrots. →
I like tomatoes, but I don't like carrots.

2. Check for the right word. Do you have the right meaning?

We *one* the soccer game. → We *won* the soccer game.

3. Check for specific words that describe more.

Sonia is *nice*. → Sonia is *always friendly and wears a big smile*.

2. Proofread for grammar, punctuation, capital letters, and spelling.

1. Check for subject-verb agreement, plurals, verb tenses, and so on.

Linda and Fred *likes* baseball. → Linda and Fred like baseball.

I like cows, but I don't like *sheeps*. → I like cows, but I don't like sheep.

We *goed* to the movies. → We went to the movies.

2. Check for punctuation.

Do you believe in ghosts. → Do you believe in ghosts?

The lake was dark gray calm mysterious. →

The lake was dark gray, calm, and mysterious.

3. Check for capital letters.

last month, *larry* went to *mexico city* on vacation. →

Last month, Larry went to Mexico City on vacation.

4. Check for spelling.


He *recieved* a birthday *pressent* in the mail. →

He received a birthday present in the mail.

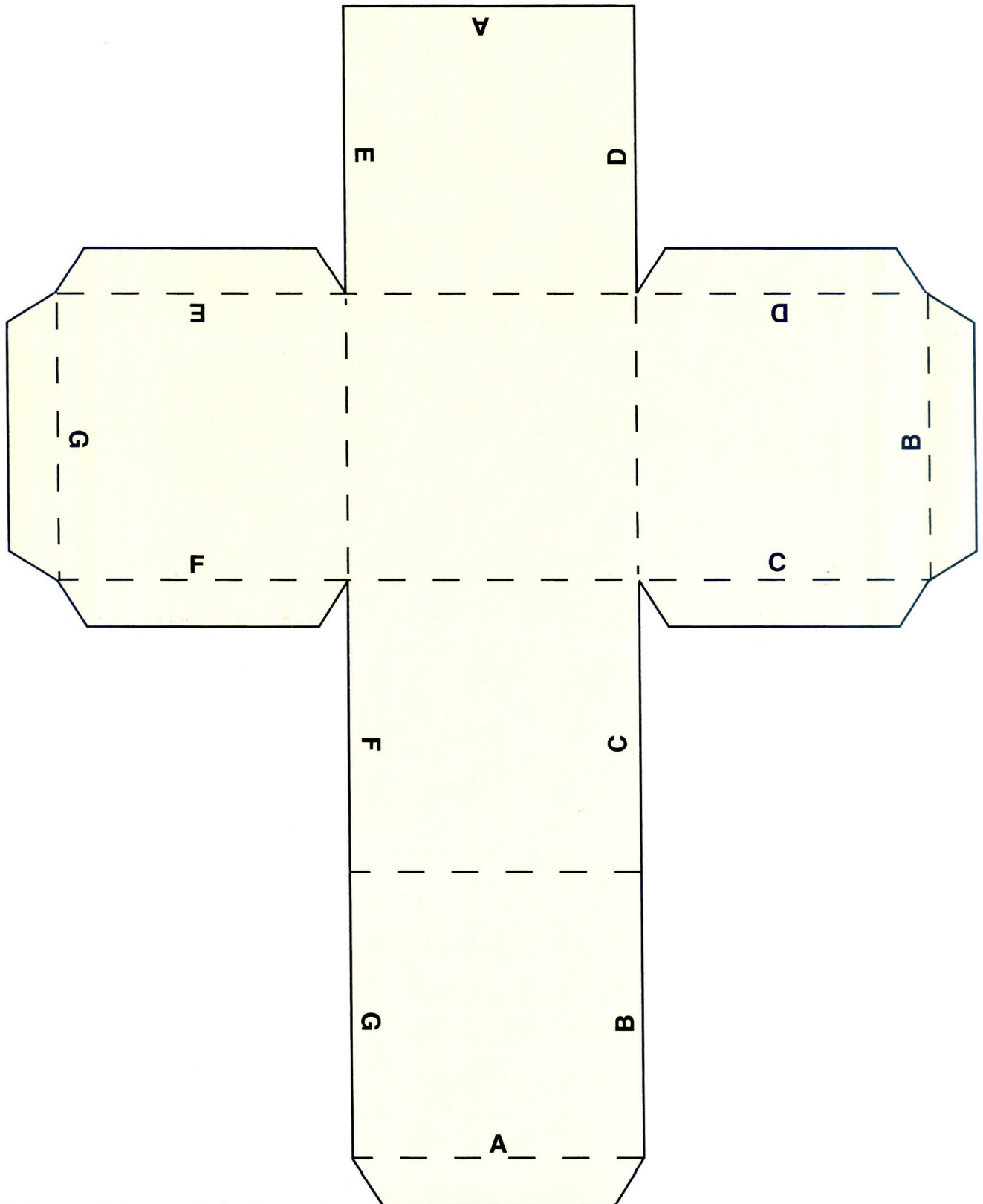
Publishing

Publishing your writing is the last step. When you publish your writing, other people read and listen to your ideas.

1. There are many ways to publish your writing.
 1. Give your writing to your teacher.
 2. Make a class book or newspaper.
 3. Post your writing on the wall or bulletin board.
 4. Read aloud or act out your work.
2. A writing portfolio is a special kind of publishing. It is a place to collect your writing all year long. It is a kind of history of your writing progress.
4. A writing portfolio can have different sections.




1. Collect interesting thoughts, descriptions, examples, notes to yourself, and quotations in *New Ideas*.
2. Keep your prewriting activities and first drafts in *Work in Progress*.
3. Put personal letters and cards, poems, homework, or journal pages you don't want to publish in *Personal—Keep Out*.
4. Keep completed examples of your writing assignments from the beginning of the school year to the end in *Finished Writing*.
5. Collect your very best writing samples in *My Best Writing*. This is the writing you are most proud of and want to share with other people.



Enlarge this model of a cube.




Unit
1







Unit
2




How often/make/bed




How often/ride/bike



How often/play/chess




How often/work/garden




How often/clean/room



How often/take out/garbage




How often/do/homework



How often/go/swimming



How often/read/comics




How often/play/video games



Unit
3




octopus



chili pepper



cabbage




peanuts




sushi




meatballs



oatmeal



yams



cheese





Unit 8



Unit 8 Activity Hobby Cards

(Teachers: See page T91 in the Teacher's Edition for instructions.)

Cut out the cards. Put them in a bag or cup.
Choose two cards. Say which one you like
better and why.

Collecting comic books
is better than taking pictures
because comic books are
fun to read, too!



Stickers for Level 4

Unit 1


Juan

Jennifer


Young-mi

Helmut

Unit 2





Unit 3




Unit 4



Unit 5



Unit 6



Unit 7





Unit 8

It's hard.	It's fun.	_____
It's boring.	It's exciting.	It's cool.


Unit 9



Completion Certificate Stickers



BACKPACK 4 Certificate



_____ has successfully completed Level 4.

_____ Teacher

_____ Principal

BACKPACK 4



Second Edition

Reach into **Backpack, Second Edition** for a richly illustrated, seven-level communicative program that motivates primary learners and supports teachers. *Backpack* is packed with kid-friendly topics, catchy songs and chants, stickers, games, stories, hands-on projects, and TPR activities. Young learners will succeed with *Backpack*!

NEW Features

- All-**NEW** music engages students with a catchy, pop sound
- **NEW** values curriculum provides character education and strengthens the home-school connection
- **NEW** Picture Dictionary (Starter), Sound and Spelling Handbooks (Levels 1–3), and Grammar and Writing Handbooks (Levels 4–6) in the Student Books and Workbooks provide support and practice
- **NEW** Assessment Package offers teachers' tips, techniques, tests, and a test generator
- Content Readers with Teacher's Manuals (Levels 1–6) provide reading practice and content connections
- **NEW** Interactive Whiteboard Software engages students and helps sustain motivation

Components

- Student Book with Picture Dictionary
- Workbook with Workbook CD
- Interleaved Teacher's Edition
- Class Audio CD
- Assessment Package
- Large-format Picture Cards
- Large-format Posters
- Teacher's Resource Book
- Video (DVD) with Guide
- Companion Website

irlanguage

مرجع زبان ایرانیان



PEARSON
Longman



Backpack Companion Website
<http://www.pearsonlongman.com/backpack>