

ir language
مجموعه زبان ایرانیان

with 2 interactive
Multi-ROMs

Oxford Phonics World 2



Short Vowels



Kaj Schwermer
Julia Chang
Craig Wright

OXFORD

Oxford Phonics World



Short Vowels

Kaj Schwermer Julia Chang Craig Wright



مرجع زبان ایرانیان

OXFORD
UNIVERSITY PRESS
irlanguage

این مجموعه با لوگوی مرجع زبان ایرانیان به صورت نشر بر خط و حامل به ثبت رسیده است. کپی برداری از آن خلاف شرع، قانون و اخلاق است و شامل پیگیری خواهد شد.

Short Vowels

Unit 1

short a

a am an  4

a cat ant yak ax
am ram jam yam dam
an fan man pan can

Story 11

Unit 2

short o

ad ag ap at  12

ad ag dad pad bag rag
ap cap map nap tap
at bat rat hat mat

Story 19

Review 1

Song   20

Game  23

Unit 3

short e

e et en ed  24

e web egg vet ten
et jet net wet pet
en ed hen pen red bed

Story 31

Unit 4

short i

i ip ib id  32

i hip ink zip in
ip lip tip sip rip
ib id bib rib kid lid

Story 39

Review 2

Song  40

Game  43



Unit 5

short i

in ig it ix



44

in..... pin fin bin win
 ig..... fig wig big dig
 it ix pit hit six mix

Story51

Unit 6

short o

o of op



52

o..... fox log ox rod
 of..... pot hot cot dot
 op..... top mop hop pop

Story59

Review 3

Song 60

Game63

Unit 7

short u

u ug ud up



64

u..... sun up jug hug
 ug..... bug rug mug
 ud up bud mud pup cup

Story71

Unit 8

short u

ut ub um un



72

ut..... nut hut cut
 ub um..... cub tub gum hum
 un..... bun run fun

Story79

Review 4

Song 80

Game 83

Picture Dictionary84

Student Cards89

Certificate101

A Listen and learn. 03¹




B Listen, point, and repeat. 04¹

1.



cat

2.



ant

3.



yak

4.



ax

C Listen and read. Then write. 05

1.




a x = a x



ax

2.



a n t = a n t




3.



c a t = c a t



4.



y a k = y a k



D Listen and chant. Then read. 06



I see an ant and an ax.



short a



Unit 1


5

a am an

A Listen and learn. 07¹

a + m = am

r + am = ram




B Listen, point, and repeat. 08¹




ram



jam

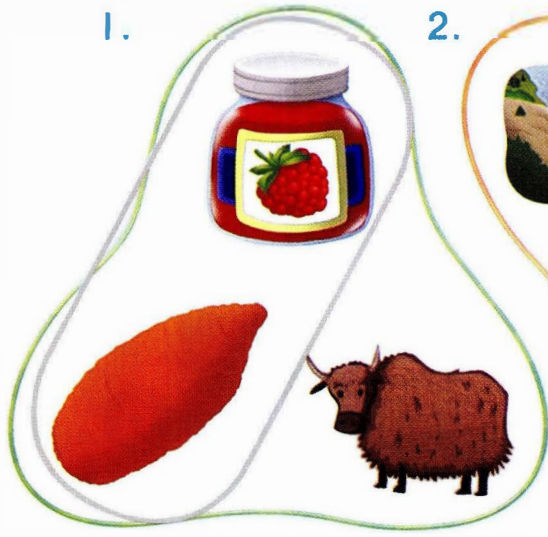



yam

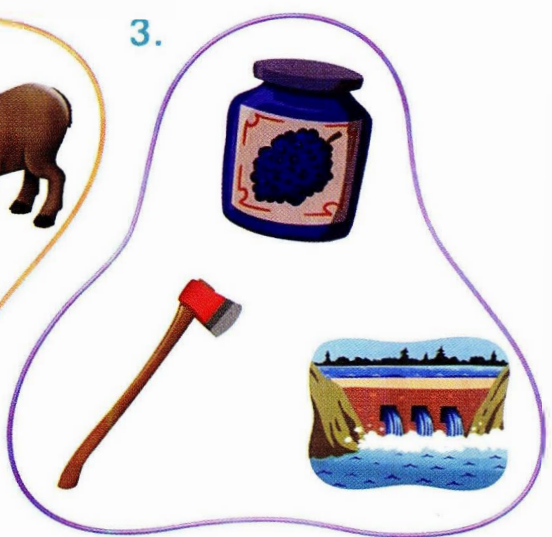


dam

C Listen and circle the ones that rhyme. 09¹



1. 

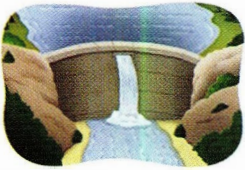

2. 


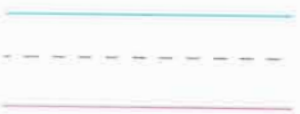
3. 


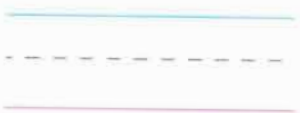
D Read and write.

yam ant ram dam jam cat

1.  

2.  

3.  

4.  

E Listen and chant. Then read. 10¹

ram dam yam jam




a am an

A Listen and learn. 11¹


a + n = an

f + an = fan




B Listen, point, and repeat. 12¹

1.



fan

2.



man

3.



pan

4.



can

C Listen and circle. 13¹

1.



f an
c

2.



f an
p

3.



c an
m

4.



m an
p

D Read, check, and write.

1.



yak

man



pan

man

2.



pan

dam

fan

pan

3.



man

jam

can

can

4.



can

fan

cat

fan

E Listen and chant. Then read. 14¹



The man has a can and a pan.



short a

a

am

an

ad


ag

ap


at

a am an


A Circle.



yak pan
jam ax



cat can
fan yam



dam man
ant ram

B Listen, read, and write. 15

yam ram can dam fan pan jam man

am

an

yam

Now try these!

Sam van



C Look and listen. Read along. ^{Unit 1} 16


Ants




A man with a van is at the dam.



He has a fan, a can, and a jam.




The ants want the jam!



The man puts jam on the jam for the ants.

Sight words: with at puts on for



Unit 2

short a

ad ag ap at

A Listen and learn. 17

a + d = ad



d + ad = dad



a + g = ag



b + ag = bag




B Listen, point, and repeat. 18



dad



pad



bag



rag



C Listen and number. 19¹



D Circle and write.



b a r g

bag



b r a g



d p a d



p a b d

E Listen and chant. Then read. 20¹




bag dad pad rag



ad ag ap at

A Listen and learn. 21



a + p = ap

c + ap = cap

B Listen, point, and repeat. 22

1.



cap

2.



map

3.



nap

4.



tap



C Listen and circle the ones that rhyme. 23

1.



2.



3.



D Read and match. Then write.

1. tap

2. cap

3. nap

4. map



E Listen and chant. Then read. 24



Is that your cap on the map?



ad ag ap at



A Listen and learn. 25

a + t = at

b + at = bat

B Listen, point, and repeat. 26

1.



bat

2.



rat

3.



hat

4.



mat



C Listen and circle the one that rhymes. 27

1. mat



2. hat



3. bat



4. rat



D Listen, match, and write. 28

1. (r)

(m)

(at)

rat

(b)

2. (h)

(r)

(at)

(b)

3. (c)

(r)

(at)

(m)

4. (m)

(b)

(at)

(h)

E Listen and chant. Then read. 29

bat hat rat mat



ad ag ap at


A Circle.

1.




bag rat
rag

2.




nap tap
bat

3.



cap pad
dad

4.



map hat
mat

B Listen and write. 30'

ad ap at

pad

ag

mad tag lap pat



C Look and listen. Read along. disc 1 31

A Day with Dad


1

This is my dad! He has a hat, a bag, and a map.




2

That is my girl. She has a bat and a cap.



3



At the house, we use the tap.

4



Then we take a nap!



Sight words: day girl she we use then take

short e

Unit 2 19



Review 1

short a

a am an ad ag ap at

Song


A Look and listen. Sing along.

32 

Bag, map, ax, cap, fan, can, pan.

A girl with a bag,
A man with a map,
A ram with an ax,
A yak with a cap,
A rat with a fan,
A cat with a can,
And a small ant with a pan.

in



short a

 a


 am

 an

 ad

 ag

B Listen and circle the ones that rhyme. 33¹

1. 

2. 

3. 

4. 

C Match and write.



an

y k

da



bag

d m

ca



am

c n

ya



ak

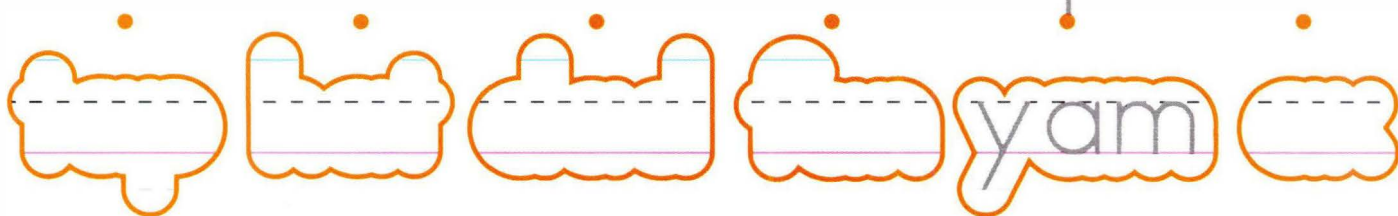
bag

bag

a am an ad ag ap at

D Read and match. Then write.

1. yam 2. fan 3. tap 4. dad 5. ax 6. hat



E Listen, read, and check. 34




The man has a rag.
 The man has a cap.



A cat is on the mat.
 A yak is on the mat.



I see a rat at the dam.
 I see a ram at the dam.



The ant is on the can.
 The ant is on the pad.



F Play the game.

Start

dam

pad

man

bat

nap

mat

ant

can

ram

cat

yam

bag

cap

fan

yak

tap

rat

rag

pan

dad

jam

End

map


hat

ax






A Listen and learn. disc 1 35



B Listen, point, and repeat. disc 1 36

1.



web

2.



egg

3.




vet

4.




ten



C Listen and read. Then write. 37¹

1.



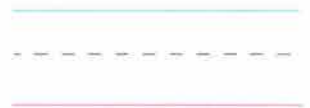
e g g = e g g



2.



t e n = t e n



3.




w e b = w e b



4.



v e t = v e t



D Listen and chant. Then read. 38¹



The vet has ten big eggs.




e et en ed

A Listen and learn. 39

e + t = et


j + et = jet



B Listen, point, and repeat. 40




jet



net



wet



pet



a



am



an



ad



ag

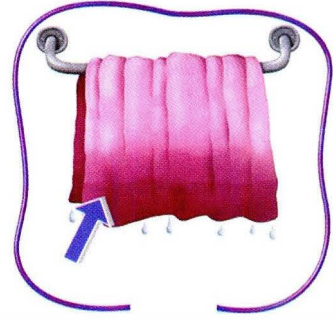



ap



at

C Listen and number. 41



D Read, check, and write.



wet

net

vet



egg

pet


jet



jet

wet

web



pet

ten

net

E Listen and chant. Then read. 42

wet net jet pet




e et en ed

A Listen and learn. 43¹


e + n = en

h + en = hen




e + d = ed

r + ed = red


B Listen, point, and repeat. 44¹

1.




hen

2.



pen

3.



red

4.



bed

C Listen and circle. 45¹

1.




p
h en

2.




r
b ed

3.



t
h en

4.




b
r ed

D Circle and write.

1.



ed
red




2.



en



3.



en



4.



ed



E Listen and chant. Then read. 46¹

The red pen is on the bed.




e et en ed


A Circle.



jet ten
pet



vet hen
web



egg net
red



wet pen
bed

B Listen, read, and write. 47¹

net pen jet bed hen wet red pet

et

en

ed

Blank writing box with dashed midline.

Blank writing box with dashed midline.

Blank writing box with dashed midline.

Blank writing box with dashed midline.

Blank writing box with dashed midline.

Blank writing box with dashed midline.

Blank writing box with dashed midline.

Blank writing box with dashed midline.

Now try these!

get den wed



C Look and listen. Read along. disc 1 48


My Pet Hen



The red hen is wet.



We go to the vet.



Sight words: oh in go to



Unit 4

short i


i ip ib id

A Listen and learn. 49



B Listen, point, and repeat. 50

1.



hip

2.




ink

3.



zip


4.



in

C Listen and read. Then write. 51¹

1.



i n =

in

Handwriting practice lines for the word 'in'.

2.




i n k =

ink

Handwriting practice lines for the word 'ink'.

3.



h i p =

hip

Handwriting practice lines for the word 'hip'.

4.



z i p =


zip

Handwriting practice lines for the word 'zip'.

D Listen and chant. Then read. 52¹



hip zip in ink




i ip ib id



A Listen and learn. 53

i + p = ip













l + ip = lip



B Listen, point, and repeat. 54







C Listen and circle the one that rhymes. 55¹

- | | | | |
|--------|---|--|---|
| 1. sip |  |  |  |
| 2. lip |  |  |  |
| 3. rip |  |  |  |
| 4. tip |  |  |  |

D Read and write.

zip tip lip hip rip sip

- | | |
|--|---|
| 1.  |  |
| 3.  | 4.  |

E Listen and chant. Then read. 56¹



I like to sip with my lips.



i ip ib id

Listen and learn. 57¹

i + b = ib



b + ib = bib



i + d = id



k + id = kid



Listen, point, and repeat. 58¹

1.



bib

2.



rib

3.



kid

4.











lid



C Listen and number. 59¹



D Circle and write.

1.		b r i b	
2.		k i d	
3.		r i b	
4.		l i k e	

E Listen and chant. Then read. 60¹

lid kid bib rib



i ip ib id


A Circle.

1.



bib hip
lid

2.



zip rib
sip

3.



ink in
rip

4.



tip kid
lip

B Listen and write. 61

A large red dashed-line shape resembling a bag or a speech bubble, containing a large white oval for a name. Below the oval are three columns of handwriting practice boxes. Each column is headed by a two-letter word: 'ip', 'ib', and 'id'. Each heading is in a white box. Below each heading are two rows of boxes for writing. Each row has a dashed top line, a solid middle line, and a solid bottom line.

Now try these!

dip fib hid

C Look and listen. Read along. 62¹

The Kid



The kid can use ink.



He can open a lid.



He can sip and zip.



This kid needs a bib!

Sight words: can open needs




A Look and listen. Sing along.

disc 1
63





Song

The pet needs a vet.
The egg needs a box.
The can needs a lid.
And Dad needs socks.

The kid needs a sip.
The hen needs a jet.
The pen needs ink.
And she needs a net.



B Listen and circle the ones that rhyme. 64

1.  
 









2.  
 










3.  
 


4.  
 

C Match and write.

1.          

2.          

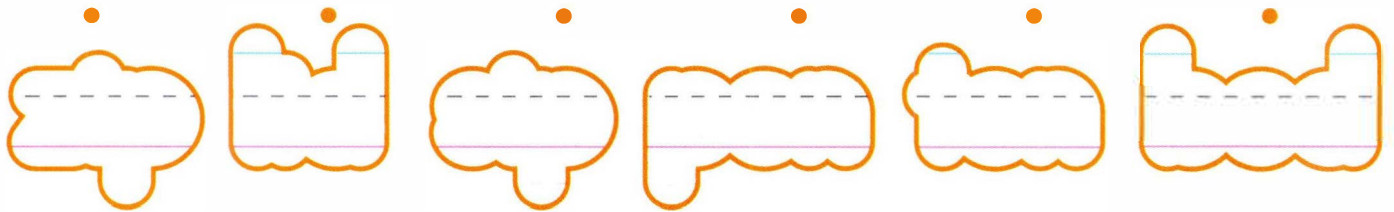
3.          

4.          

e et en ed i ip ib id

D Read and match. Then write.

1. bed 2. sip 3. ten 4. lid 5. zip 6. pen




E Listen, read, and check. 65




A kid is on the bed.
 A jet is on the bed.



The vet has a pen.
 The vet has a bib.



This pet can sip.
 This pet can rip.



I see an egg in the net.
 I see an egg in the web.


Game

F Play the game.

End



bed



pen



tip



hip



rib



zip




pet



kid



jet




lip

ten

10

wet



web



ink

Start

rip




egg



A Listen and learn. 02

i + n = in

p + in = pin




B Listen, point, and repeat. 03

1.




pin

2.



fin

3.



bin

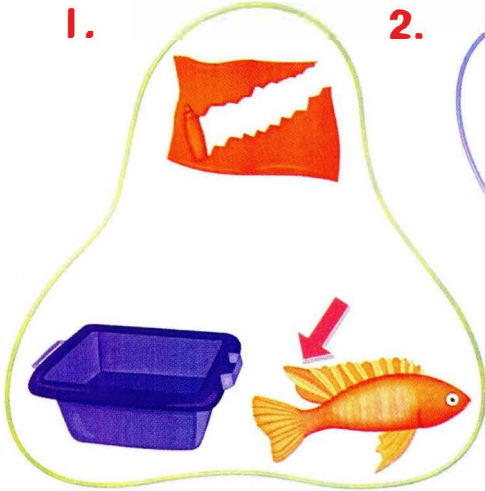
4.



win

C Listen and circle the ones that rhyme. 04

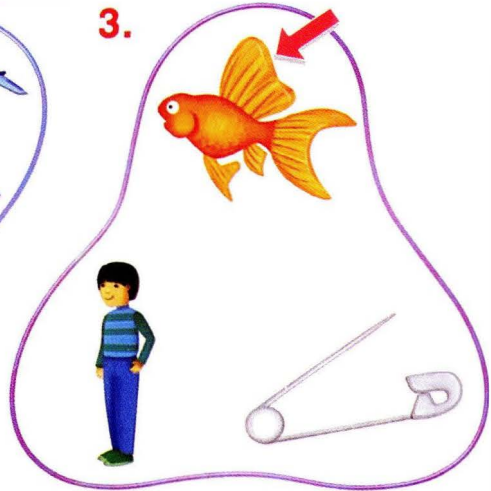
1.



2.



3.



D Listen, match, and write. 05

1.

w
b
p

in

2.

f
w
p

in

3.

b
f
w

in

4.


f
p
b

in

E Listen and chant. Then read. 06



Can you see a pin in the bin?



in ig it ix



A Listen and learn. 07²

i + g = ig

f + ig = fig

B Listen, point, and repeat. 08²

1.




fig

2.



wig

3.




big

4.



dig




C Listen and circle. 09²

1.




b ig
f ig

2.




d ig
b ig

3.



w ig
f ig

4.



d ig
w ig

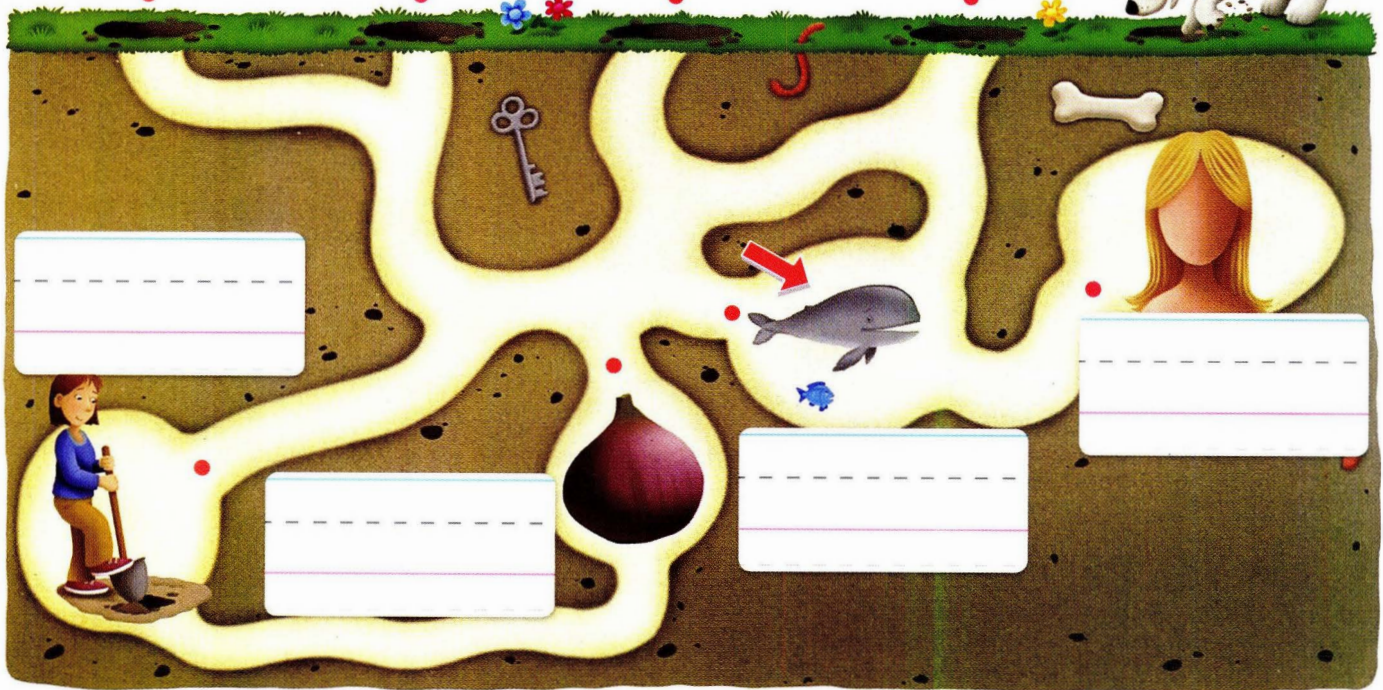
D Read and match. Then write.

1. fig

2. wig

3. dig


4. big



E Listen and chant. Then read. 10²



big dig fig wig



in ig it ix



A Listen and learn. 11²

i + **t** = **it**

p + **it** = **pit**

i + **x** = **ix**

s + **ix** = **six**

B Listen, point, and repeat. 12²

1. **pit**
2. **hit**
3. **six**
4. **mix**



et en ed ip ib ic

C Listen and circle the one that rhymes. 13²

1. six



2. pit



6

3. mix



6

4. hit



D Circle and write.

1.




ix

6

2.



it



3.



ix



4.



it



E Listen and chant. Then read. 14²



I don't want six pits!




short o

Unit 5 49




in ig it ix


A Circle.



dig hit
pin



wig six
fig



mix pit
win



big bin
fin

B Listen, read, and write. 15²

hit pin win dig fig six
big bin fin wig pit mix

in

ig

it

ix

Blank writing area for 'in' (dashed line)

Blank writing area for 'in' (dashed line)

Blank writing area for 'in' (dashed line)

Blank writing area for 'in' (dashed line)

Blank writing area for 'ig' (dashed line)

Blank writing area for 'ig' (dashed line)

Blank writing area for 'ig' (dashed line)

Blank writing area for 'ig' (dashed line)

Blank writing area for 'it' (dashed line)

Blank writing area for 'it' (dashed line)

Blank writing area for 'it' (dashed line)

Blank writing area for 'it' (dashed line)

Blank writing area for 'ix' (dashed line)

Blank writing area for 'ix' (dashed line)

Blank writing area for 'ix' (dashed line)

Blank writing area for 'ix' (dashed line)

Now try these!

tin rig kit fix



C Look and listen. Read along. ^{dec 2} 16


Help!

1



Help! My fin is in a net!

2



I can rip it with this pin.

3



I can hit.

I can dig under the net.

4



Thank you! Now I can win!

Sight words: help under thank now

in

ig

it

ix

short o

o

ot

Unit 5

51

A Listen and learn. 17²



B Listen, point, and repeat. 18²

1.




fox

2.




log

3.



ox


4.



rod



C Listen and read. Then write. 19²



o x = o x





l o g = l o g





r o d = r o d





f o x = f o x



D Listen and chant. Then read. 20²



rod log ox fox




o ot op

A Listen and learn. 21

o + t = ot

p + ot = pot



B Listen, point, and repeat. 22




pot



hot



cot



dot



C Listen and circle the ones that rhyme. 23

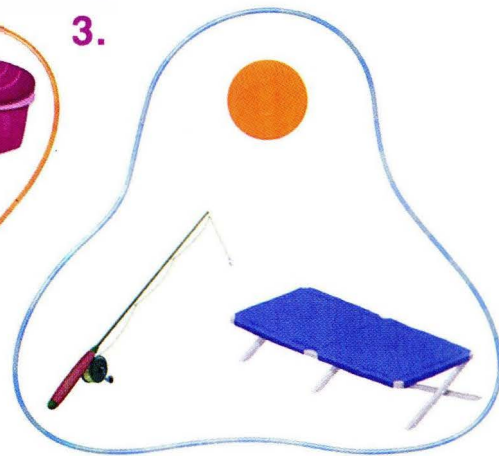
1.



2.



3.




D Circle and write.

1.



c h o t

2.



h o x t

3.



d o t p


4.



p t o t

Handwriting practice lines (blue top, dashed middle, purple bottom) for writing the words from the previous section.

E Listen and chant. Then read. 24



The hot pot is under the cot.



o ot op



A Listen and learn. 25

o + p = op



t + op = top



B Listen, point, and repeat. 26

1.



top

2.




mop

3.



hop



4.



pop



C Listen and number. 27



D Read, check, and write.



top

log

mop



hop

pop

cot



pop

hot

top



hop

mop

rod

E Listen and chant. Then read. 28

pop top mop hop



short o



short u



o ot op

مرجع زبان ایرانیان
بزرگترین آموزشگاه زبان کشور بر بستر وب


A Circle.

1.



hop dot
rod pot

2.



top cot
log mop

3.



hot ox
fox pop

B Listen and write. 29

مرجع زبان ایرانیان

ot

Four empty boxes with dashed lines for writing the word 'ot'.

op

Four empty boxes with dashed lines for writing the word 'op'.

Now try these!

got bop

C Look and listen. Read along. disc 2 30

The Fox



The fox has a hot pot.



He stands on a log and uses a rod.



The fish hops.
It doesn't like the rod!



The fox hops, too. He gets wet!

Sight words: stands doesn't too gets



Review 3

in ig it ix o ot op

Song

A Look and listen. Sing along.

31

In, on, under.

In, on, under.

A mop in a bin,

A pin on a hat,

And six logs under a pot.

A big fish in a net,


A dog on a mat,

And six kids under a cot.

in



B Listen and circle the ones that rhyme. 32




C Match and write.



it

fn

pi



ot

ht

fi



og

pt

lo



in

lg

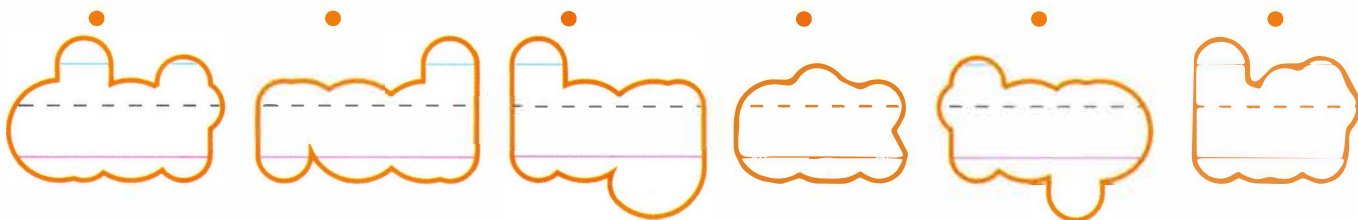

ho



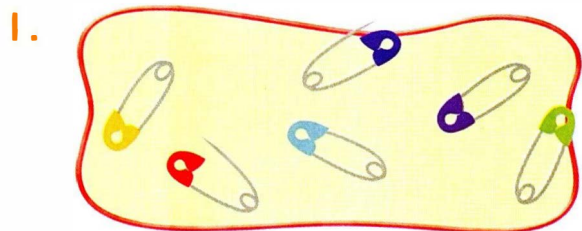
in ig it ix o ot op

D Read and match. Then write.

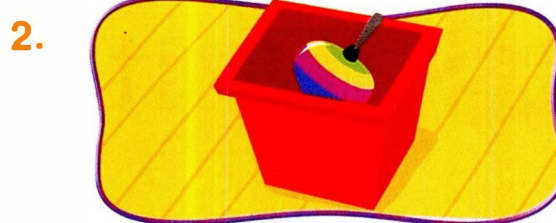
1. top 2. hit 3. dot 4. rod 5. six 6. log



E Listen, read, and check. 33




I can see six pins.
 I can see six fins.



A wig is in the bin.
 A top is in the bin.



The fox is hot.
 The ox is hot.



A fig is on the cot.
 A mop is on the cot.



F Play the game.

big ox cot fin mix pot

hop win

fox

pin pop

pit log hot dig

wig

End

Start


1 2 3

3 2 1

short u




A Listen and learn. 34




B Listen, point, and repeat. 35

1.



sun

2.



up

3.



jug


4.



hug

C Listen and read. Then write. 36

1.



u p = u p

Handwriting practice lines for the word 'up'.


2.



h u g = h u g

Handwriting practice lines for the word 'hug'.

3.



s u n = s u n

Handwriting practice lines for the word 'sun'.


4.



j u g = j u g

Handwriting practice lines for the word 'jug'.

D Listen and chant. Then read. 37



The sun is up!




u ug ud up

A Listen and learn. 38


u + g = ug

b + ug = bug




B Listen, point, and repeat. 39

1.



bug

2.



rug

3.



mug



C Listen and circle. 40²

1.




b
r ug

2.



m
r ug

3.




m
b ug

D Read and write.

jug mug hug rug bug sun

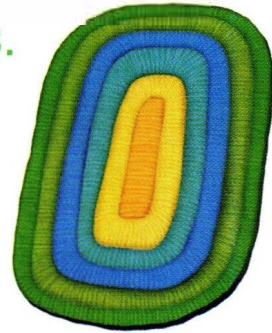
1.



2.



3.



E Listen and chant. Then read. 41²

mug bug rug



short u

u

ug

ud

up

ut

ub

u ug ud up



A Listen and learn. 42

u + d = ud

b + ud = bud

u + p = up

p + up = pup

B Listen, point, and repeat. 43

- 1.
- 2.
- 3.
- 4.

bud

mud

pup

cup



C Listen and circle the one that rhymes. 44

1. cup



2. bud



10



3. pup



4. mud



D Read and match. Then write.

1. cup

2. bud

3. mud


4. pup



E Listen and chant. Then read. 45



A pup sees a bud in the mud.




u ug ud up




A Circle.

1.



bud up
rug

2.




pup mug
bug

3.



sun hug
mud



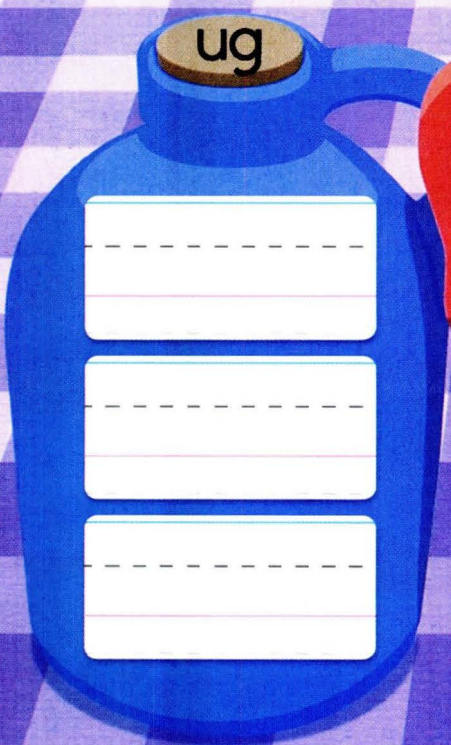
4.



cup jug
pup

B Listen, read, and write. 46

mug bud cup mud rug pup bug



Now try these!

tug dud sup

C Look and listen. Read along. 47

The Mud



There is some mud.
The mud is sad.



A pup digs in the mud.



A bug puts a pit in the mud.



The sun comes up. It is a bud!
Now the mud is happy.

Sight words: there some sad comes happy

Unit 8


short u

ut ub um un

A Listen and learn. 48

u + t = ut

n + ut = nut




B Listen, point, and repeat. 49

1.



nut

2.



hut

3.



cut

short o



o



ot



op

short u



u

C Listen and circle the ones that rhyme. 50²

1.

2.

D Listen, match, and write. 51²

1.

n
h
c

ut

2.

n
c
h

ut

3.

c
h
n

ut

E Listen and chant. Then read. 52²

hut cut nut



مرجع زبان ایرانیان
بزرگترین آموزشگاه زبان کشور بر بستر وب




ut ub um un

A Listen and learn. 53


u + b = ub

c + ub = cub



u + m = um

g + um = gum



مرجع زبان ایرانیان

B Listen, point, and repeat. 54

1.



cub

2.



tub

3.



gum


4.



hum









C Listen and number. 55²



D Circle and write.

1.   

2.   

3.   

4.   

E Listen and chant. Then read. 56²



The cub can hum in the tub.



ut ub um un



A Listen and learn. 57

u + n = un

b + un = bun

B Listen, point, and repeat. 58

1.



bun

2.



run

3.



fun



C Listen and circle. 59²



f un
b un



f un
r un

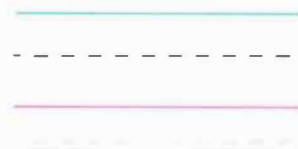


r un
b un

D Circle and write.



r b u n



b u p n



f u n r



E Listen and chant. Then read. 60²

fun bun run



مرجع زبان ایرانیان
بزرگترین آموزشگاه زبان کشور بر بستر وب




ut ub um un

A Circle.




gum cut
bun



nut run
tub



pup hum
hut



jug cub
fun

B Listen and write. 61



ut ub um un

مرجع زبان ایرانیان

Now try these! but sub sum pun

C Look and listen. Read along. 62


Friends



The cub and the pup are friends. They live in a hut.



The cub hums and cuts nuts.



Sight words: are friends they live make yum





A Look and listen. Sing along.


63 

Song



Friends, friends,
A pup and a cub.
They live in a hut,
And they make some buns.
Yum, yum, yum!

Friends, friends,
A pup and a cub.
They put a bug
On a red rug.
Run, run, run!

















Friends, friends,
A pup and a cub.
They go in a tub
Under the sun.
Fun, fun, fun!



B Listen and circle the ones that rhyme. 64



C Match and write.

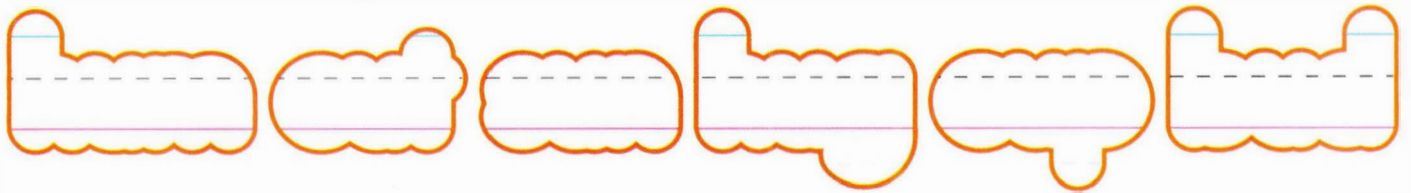
1. 	•	 <u>ub</u> •	 <u>f n</u> •	 <u>bu</u> _____
2. 	•	 <u>un</u> •	 <u>j g</u> •	 <u>cu</u> _____
3. 	•	 <u>ud</u> •	 <u>c b</u> •	 <u>fu</u> _____
4. 	•	 <u>ug</u> •	 <u>b d</u> •	 <u>ju</u> _____



u ug ud up ut ub um un

D Read and match. Then write.


1. hug 2. bud 3. cut 4. cup 5. hum 6. sun




E Listen, read, and check. 65



There is a jug in the hut.
 There is a bun in the hut.



A bug is on the rug.
 A tub is on the rug.



The cub has a nut.
 The cub has a mug.



This pup can run.
 This bud can run.



Game



F Play the game.



End

End

cup  run 

jug  tub 

cut 

pup 

hug  bud 

gum  fun 

 up

mud 

bun  cub 

rug 

nut  mug 


bug 

hut 

hum 

Start

Start



Picture Dictionary

Aa



Bb




Cc



Dd



Handwriting practice lines for the letter Dd.



Handwriting practice lines for the letter Dd.



Handwriting practice lines for the letter Dd.



Handwriting practice lines for the letter Dd.

Ee



Handwriting practice lines for the letter Ee.


Ff



Handwriting practice lines for the letter Ff.



Handwriting practice lines for the letter Ff.



Handwriting practice lines for the letter Ff.



Handwriting practice lines for the letter Ff.



Handwriting practice lines for the letter Ff.

Gg



Handwriting practice lines for the letter Gg.


Hh



Handwriting practice lines for the letter Hh.



Handwriting practice lines for the letter Hh.



Handwriting practice lines for the letter Hh.



Handwriting practice lines for the letter Hh.



Handwriting practice lines for the letter Hh.



Handwriting practice lines for the letter Hh.



Handwriting practice lines for the letter Hh.



Handwriting practice lines for the letter Hh.



Handwriting practice lines for the letter Hh.

Ii



Handwriting practice lines for the letter 'Ii'.



Handwriting practice lines for the letter 'Ii'.



Handwriting practice lines for the letter 'Ii'.



Handwriting practice lines for the letter 'Ii'.

Jj



Handwriting practice lines for the letter 'Jj'.



Handwriting practice lines for the letter 'Jj'.



Handwriting practice lines for the letter 'Jj'.



Handwriting practice lines for the letter 'Jj'.



Handwriting practice lines for the letter 'Jj'.



Handwriting practice lines for the letter 'Jj'.

Kk



Handwriting practice lines for the letter 'Kk'.



Handwriting practice lines for the letter 'Kk'.

Ll




Handwriting practice lines for the letter 'Ll'.

Nn




Handwriting practice lines for the letter 'Nn'.



Handwriting practice lines for the letter 'Ll'.



Handwriting practice lines for the letter 'Nn'.



Handwriting practice lines for the letter 'Ll'.



Handwriting practice lines for the letter 'Nn'.

Mm






Handwriting practice lines for the letter 'Mm'.

Oo



Handwriting practice lines for the letter 'Oo'.

Student Cards





Handwriting practice lines for the letter Tt, consisting of a solid top line, a dashed middle line, and a solid bottom line.

Tt



Handwriting practice lines for the letter Tt, consisting of a solid top line, a dashed middle line, and a solid bottom line.

10

Handwriting practice lines for the letter Tt, consisting of a solid top line, a dashed middle line, and a solid bottom line.



Handwriting practice lines for the letter Tt, consisting of a solid top line, a dashed middle line, and a solid bottom line.



Handwriting practice lines for the letter Tt, consisting of a solid top line, a dashed middle line, and a solid bottom line.



Handwriting practice lines for the letter Tt, consisting of a solid top line, a dashed middle line, and a solid bottom line.

Uu



Handwriting practice lines for the letter Uu, consisting of a solid top line, a dashed middle line, and a solid bottom line.

Vv

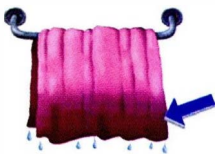


Handwriting practice lines for the letter Vv, consisting of a solid top line, a dashed middle line, and a solid bottom line.

Ww



Handwriting practice lines for the letter Ww, consisting of a solid top line, a dashed middle line, and a solid bottom line.



Handwriting practice lines for the letter Ww, consisting of a solid top line, a dashed middle line, and a solid bottom line.



Handwriting practice lines for the letter Yy, consisting of a solid top line, a dashed middle line, and a solid bottom line.



Handwriting practice lines for the letter Yy, consisting of a solid top line, a dashed middle line, and a solid bottom line.

Yy



Handwriting practice lines for the letter Yy, consisting of a solid top line, a dashed middle line, and a solid bottom line.





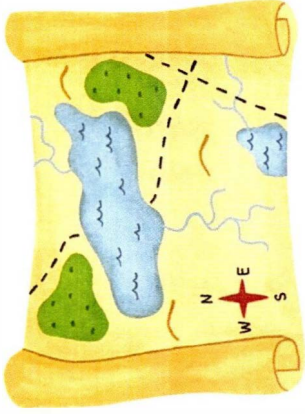

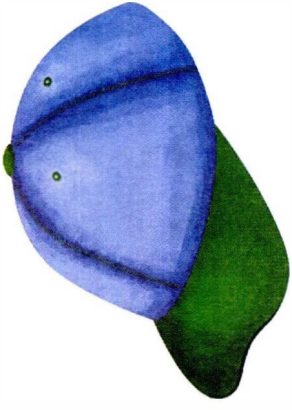


Handwriting practice lines for the letter Yy, consisting of a solid top line, a dashed middle line, and a solid bottom line.

Zz



Handwriting practice lines for the letter Zz, consisting of a solid top line, a dashed middle line, and a solid bottom line.



1
cat

2
ant

3
yak

4
ax

5
ram

6
jam

7
yam

8
dam

9
fan

10
man

11
pan

12
can


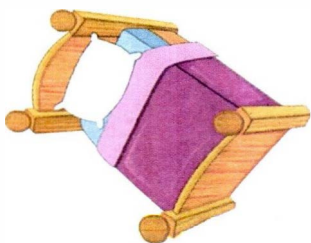


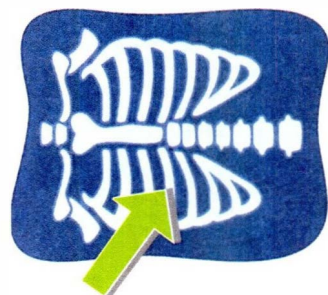
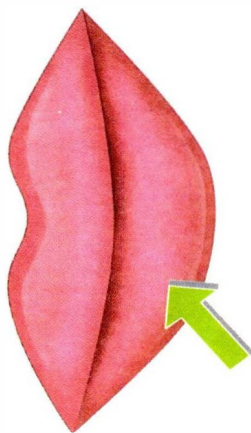

13
dad

14
pad

15
bag

16
rag





17

cap

18

map

19

nap

20

tap

21

bat

22

rat

23

hat

24

mat

25

web

26

egg

27

vet

28

ten

29

jet

30

net






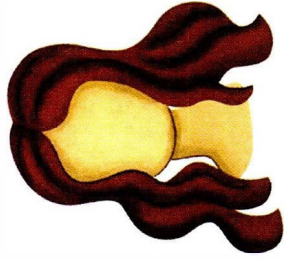

31

wet

32

pet





hen

33

pen

34

red

35

bed

36

hip

37

ink

38

zip

39

in

40

lip

41

tip

42

sip

43

rip

44

bob

45

rib

46






kid

47

lid

48





49

pin

50

fin

51

bin

52

win

53

fig

54

wig

55

big

56

dig

57

pit

58

hit

59

six

60

mix

61

fox

62

log

63

ox





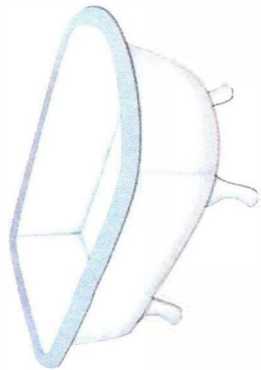
64

rod





مرجع زبان ایرانیان
بزرگترین آموزشگاه زبان کشور بر بستر وب



65

pot

66

hot

67

cot

68

dot

69

top

70

mop

71

hop

72

pop

73

sun

74

up

75

jug

76

hug

77

bug

78

rug

79

mug

80

bud





Congratulations!

This certifies that



has successfully completed


Oxford Phonics World 2

Short Vowels

on _____.

Signature _____

Date _____



81

mud

82

pup

83

cup

84

nut

85

hut

86

cut

87

cub

88

tub

89

gum

90

hum

91

bun

92

run

93

fun

These cards belong to:






Alligator




Bear




Cow



Deer



Elephant




Fox




Giraffe



Hedgehog



Iguana



Jellyfish



Kangaroo



Lion




Monkey



Numbat



Owl



Penguin



Quail



Raccoon



Sheep



Turtle



Unicorn



Vampire



Whale




X-ray Fish



Yak



Zebra



Oxford Phonics World

Let us guide you through the world of phonics...



Oxford Phonics World is the first step on your students' journey into English, leading you through **all 44 sounds**.

- **Over 150 Phonics Friends** — an angry apple, a big bear, and others — help children remember English sounds.
- **Action songs, chants, and games** encourage children to discover connections between English sounds and letters.
- **Active class activities** develop children's listening, speaking, reading, writing, and spelling skills and provide opportunities to apply them.
- **Multi-ROMs** include fun animations and interactive games, stories, and songs for practice at home.

5 levels of phonics for use before or alongside your English course

- **Student Book with Student Cards and Multi-ROMs**
- **Workbook**
- **Teacher's Book**
- **Phonics Cards**
- **Phonics Readers**
- **Oxford iTools**
Digital Classroom Resources



Authors **Kaj Schwermer, Julia Chang, and Craig Wright**, and musician **Laurie Thain** are experienced teachers and teacher trainers who specialize in phonics instruction.

OXFORD

UNIVERSITY PRESS

ir language

www.oup.com/elt/oxfordphonicsworld

مَجَرَبَانِ اِيْرَانِيَانِ

