

Second Edition

Hip Hip

# Hooray!

1






**Beat Eisele • Catherine Yang Eisele**  
**Stephen M. Hanlon • Rebecca York Hanlon**  
Consultants: Aaron Jolly, Cecilia Petersen, Mayumi Tabuchi



**PEARSON**  
Longman

# Evaluation

| Unit | Learn   | Rating<br>   | Comments |
|------|---------|---|----------|
| 1    | Learn 1 |   |          |
|      | Learn 2 |   |          |
|      | Learn 3 |   |          |
| 2    | Learn 1 |   |          |
|      | Learn 2 |   |          |
|      | Learn 3 |   |          |
| 3    | Learn 1 |   |          |
|      | Learn 2 |   |          |
|      | Learn 3 |   |          |
| 4    | Learn 1 |   |          |
|      | Learn 2 |   |          |
|      | Learn 3 |   |          |
| 5    | Learn 1 |   |          |
|      | Learn 2 |   |          |
|      | Learn 3 |   |          |
| 6    | Learn 1 |   |          |
|      | Learn 2 |   |          |
|      | Learn 3 |   |          |
| 7    | Learn 1 |   |          |
|      | Learn 2 |   |          |
|      | Learn 3 |   |          |
| 8    | Learn 1 |   |          |
|      | Learn 2 |   |          |
|      | Learn 3 |   |          |

# Contents

|                                   |        |
|-----------------------------------|--------|
| <b>Syllabus</b> .....             | p. 4   |
| <b>1 Sam and Sally meet</b> ..... | p. 6   |
| <b>2 Is it a cat?</b> .....       | p. 18  |
| <b>Review Units 1 and 2</b> ..... | p. 30  |
| <b>3 Sam's birthday</b> .....     | p. 32  |
| <b>4 Sally can climb</b> .....    | p. 44  |
| <b>Review Units 3 and 4</b> ..... | p. 56  |
| <b>5 What are these?</b> .....    | p. 58  |
| <b>6 It's the city!</b> .....     | p. 70  |
| <b>Review Units 5 and 6</b> ..... | p. 82  |
| <b>7 At the mall</b> .....        | p. 84  |
| <b>8 In the park</b> .....        | p. 96  |
| <b>Review Units 7 and 8</b> ..... | p. 108 |
| <b>Word list</b> .....            | p. 110 |

# Syllabus

## Grammar

## Vocabulary

### 1 Sam and Sally meet

**Learn 1** What's your name? My name's Jake.

**Names:** Jake, Pam, Andy, Lara

**Learn 2** How are you? I'm tired.

**Adjectives:** tired, sick, hurt, fine

**Learn 3** Is it a bird? Yes, it is. / No, it isn't. It's a duck.

**Animals:** a bird, a duck, a chicken, a rabbit, a cat, a mouse

### 2 Is it a cat?

**Learn 1** Are you hot? Yes, I am. / No, I'm not.

**Adjectives:** hot, cold, hungry, thirsty

**Learn 2** Is he/she happy?  
Yes, he/she is. / No, he/she isn't.

**Feelings:** happy, sad, scared, angry, excited, bored

**Learn 3** What's this/that? It's a pen.

**Classroom items:** a pen, a pencil, a book, a CD, a school bag, an eraser

### 3 Sam's birthday

**Learn 1** How old are you? I'm seven.  
How old is he/she? He's/She's seven.

**Numbers:** 0-20

**Learn 2** How many candles are there?  
There's one candle. / There are (six) candles.

**Party items:** candle, candles, gift, gifts, cake, cakes, balloon, balloons, chair, chairs, table, tables

**Learn 3** What toys do you like? I like kites.

**Toys:** kites, yo-yos, cars, dolls, robots, video games

### 4 Sally can climb

**Learn 1** I/He/She can swim. Can you/he/she swim?  
Yes, I/he/she can. / No, I/he/she can't.

**Actions:** swim, dance, climb, skate

**Learn 2** What can you/he/she/it do? I/He/She/It can whistle.

**Actions:** whistle, sing, draw, jump high, run fast, ride a bike

**Learn 3** I'm/He's/She's/It's/You're/We're/They're tall.

**Adjectives:** tall, short, big, small, young, old, fast, slow

## Grammar

## Vocabulary

### 5

### What are these?

Learn 1

What are these/those? They're bees.

**Insects:** bees, ants, worms, spiders, ladybugs, butterflies

Learn 2

Are they frogs? Yes, they are. / No, they aren't.

**Animals:** frogs, turtles, squirrels, cows, goats, horses

Learn 3

Where's the (spider)? It's in the (bag).  
Where are the (spiders)? They're in the (bag).

**Prepositions:** in, on, under, behind

### 6

### It's the city!

Learn 1

Who's he/she? He's/She's my father/mother.

**Relatives:** father, mother, brother, sister

Learn 2

Is he/she your grandfather/grandmother?  
Yes, he/she is. / No, he/she isn't.

**Relatives:** grandfather, grandmother, uncle, aunt, cousin

Learn 3

Look at this/that bus. It's (small).  
Look at these/those buses. They're (small).

**Transportation:** bus, taxi, bicycle, motorcycle, truck, train, ship, airplane

### 7

### At the mall

Learn 1

What's your favorite color? I like red.

**Colors:** red, orange, yellow, green, blue, pink, purple, brown, black, white, gray

Learn 2

Do you like apples? Yes, I do. / No, I don't.

**Fruits:** apples, oranges, bananas, strawberries, pineapple, watermelon

Learn 3

Let's go to the mall. Good idea! / Great! / OK!

**Places:** mall, bakery, grocery store, food court, library, park

### 8

### In the park

Learn 1

What do you want? I want fish.  
What does he/she want? He/She wants fish.

**Food Items:** fish, chicken, rice, bread, noodles, vegetables

Learn 2

Do you want water?  
Yes, please. / No, thank you.  
Does he/she want water?  
Yes, he/she does. / No, he/she doesn't.

**Drinks:** water, milk, juice, hot chocolate, iced tea, soda

Learn 3

How's the (rice)? It's sweet.  
How are the (vegetables)? They're sweet.


**Tastes:** sweet, sour, salty, bitter, spicy

# 1 Sam and Sally meet



Story



A  A2 Listen.

Hello.

Hi.

1

I'm Sally. What's your name?

2

My name's Sam.


3

It's nice to meet you.



# Learn 1

**B** **A 3** Listen and say.



1 Jake

2 Pam

3 Andy

4 Lara

**C** **A 4** Listen and say.


## Grammar **A 5**

What is your name?

My name is Jake.

What is ... What's name is ... name's

**D** A 6-7 Trace. Then sing.



Hi. Hello.  
Hi. Hello.  
My name's

Jake

What's your name?

My name's

Andy

My name's

Lara

My name's


Pam

Hi. Hello. What's your name?



**E** A B Listen and number.

a  Pam


b  Andy

c  Jake

d  Lara





**F**  **A 9** Listen and number. Then trace.




My name's Pam.

My name's Jake.




My name's Andy.

My name's Lara.



**G** Trace and write your name. Then draw yourself.

Hello. What's your name?



Hi. My name's \_\_\_\_\_

# Learn 2

**H** **A 10** Listen and say.

1



tired

2



sick

3



hurt

4



fine

**I** **A 11** Listen and say.

Hi, Pam. How are you?



Hi, Jake. I'm fine.



**Grammar** **A 12**

How are you?

I am tired.

I am = I'm

# Practice

**J** Match. Then trace.


Hi. How are you?



I'm hurt.



I'm tired.



I'm sick.


# Learn 3

**K** **A 13** Listen and say.



a bird

2



a duck

3



a chicken

4



a rabbit

5



a cat

6




a mouse

**L** **A 14** Listen and say.

Is it a rabbit?

No, it isn't.  
It's a cat.



**Grammar** **A 15**

Is it a bird?


Yes, it is.

No, it is not. It is a duck.

is not = isn't  
it is = it's


**M** **A 16** Listen and circle.

1




Yes, it is. / **No, it isn't.**

2




Yes, it is. / No, it isn't.

3




Yes, it is. / No, it isn't.

4




Yes, it is. / No, it isn't.

5



Yes, it is. / No, it isn't.

6



Yes, it is. / No, it isn't.

Story



**N** **A 17** Listen. Then act out.

Is it a chicken?

Yes, it is.

1

Hi. How are you?

2

Is it a chicken, too?

No, it isn't.  
It's a cat!

4

5

My name's Sally.  
It's nice to meet you.

I'm fine,  
thanks.


It's nice to  
meet you, too.

3

Oh, no!

Run for  
your life!

### Practice

 Point and talk about the story.  
Is it a chicken?


# Test

**P** **A 18** Listen and check (✓).






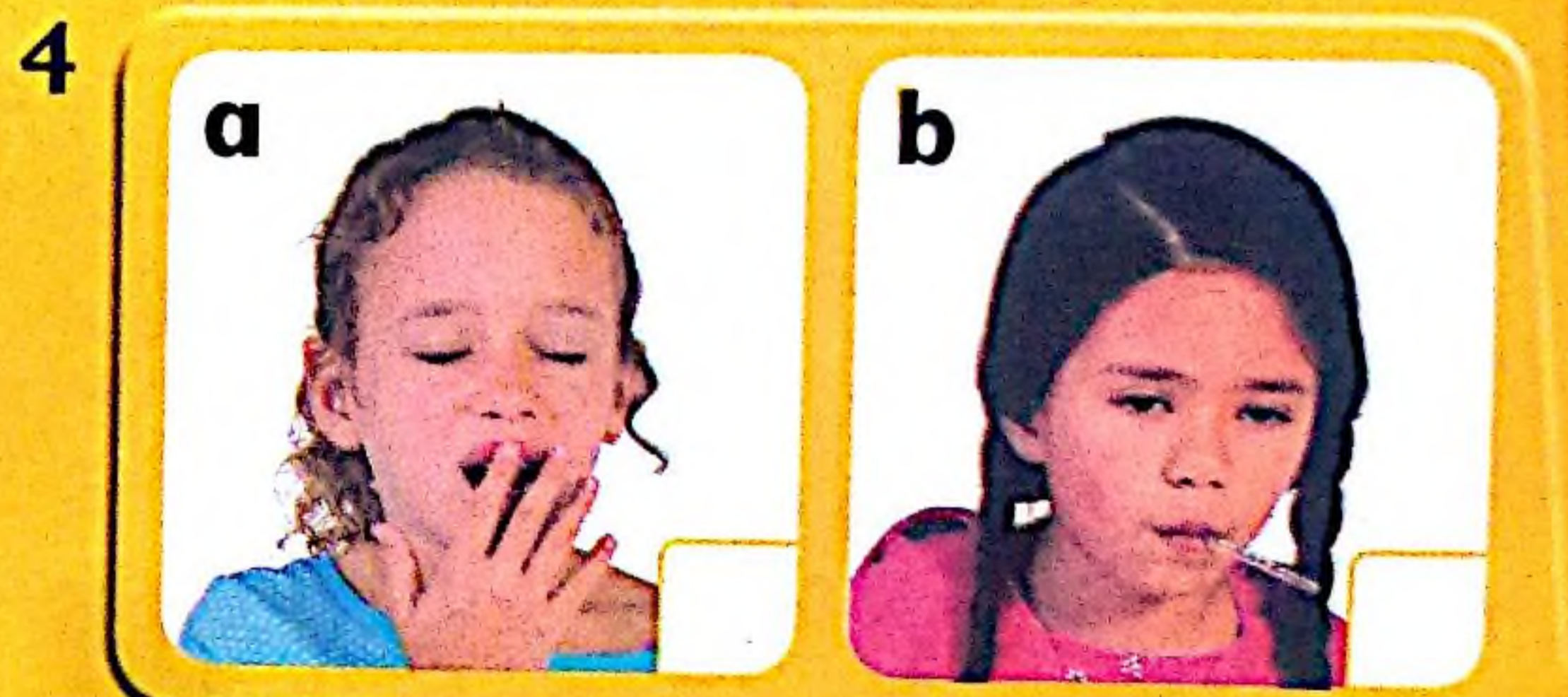

Lara

Pam



Andy

Jake



9 I'm tired.

I'm sick.

10 Yes, it is.

No, it isn't.





# Have fun!

I win! Number 1.  
Is it a mouse?



**Q** Play the game.


 How are you?

 Is it ... ?



No, it isn't.  
It's a cat.

Start



Finish

# 2


## Is it a cat?



Story



A



A 19

Listen.



1


2

Oh, no! Are you hurt?

No, I'm not. I'm fine.

3

Is it a cat?



# Learn 1

## B A 20 Listen and say.



## C A 21 Listen and say.

### Grammar A 22

|                      |      |   |         |
|----------------------|------|---|---------|
| Are you hot?         | Yes, | I | am.     |
|                      | No,  |   | am not. |
| I am not. = I'm not. |      |   |         |

**D**  **A 23-24** Listen and circle. Then chant.

Hello! Hello!

Are you ( hot / cold / hungry / thirsty )?

No, I'm not. No, I'm not.

Are you ( hot / cold / hungry / thirsty )?

Yes, I am! Yes, I am!



Hello! Hello!

Are you ( hot / cold / hungry / thirsty )?

No, I'm not. No, I'm not.

Are you ( hot / cold / hungry / thirsty )?

Yes, I am! Yes, I am!




**E**  **A 25** Listen and match.

- |               |   |                |
|---------------|---|----------------|
| 1 Are you ... | • | • ... hot?     |
| 2 Are you ... | • | • ... thirsty? |
| 3 Are you ... | • | • ... cold?    |
| 4 Are you ... | • | • ... hungry?  |

**F** Trace.

Are you hurt?



No I'm not I'm hungry

**G**  **A 26** Listen and number.

**a**



**b**



**c**



# Learn 2

**H** **A 27** Listen and say.

1



happy

2



sad

3



scared

4



angry

5



excited

6



bored

**I** **A 28** Listen and say.

Is he tired?



No, he isn't.  
He's bored.

Is she excited?

Yes, she is.



**Grammar** **A 29**


Is he happy?  
Is she happy?

Yes, he is.  
No, she is not.

**J** Trace.

Is he excited?

No, he isn't. He's scared.



**K** Trace. Then check (✓).

Is she sad?

No, she isn't. She's happy.

**a**



**b**



# Learn 3

**L** **A 30** Listen and say.

1




a pen

2



a pencil

3



a book

4



a CD

5



a school bag

6



an eraser

**M** **A 31** Listen and say.

What's this?



It's a book



What's that?



It's an eraser



**Grammar** **A 32**

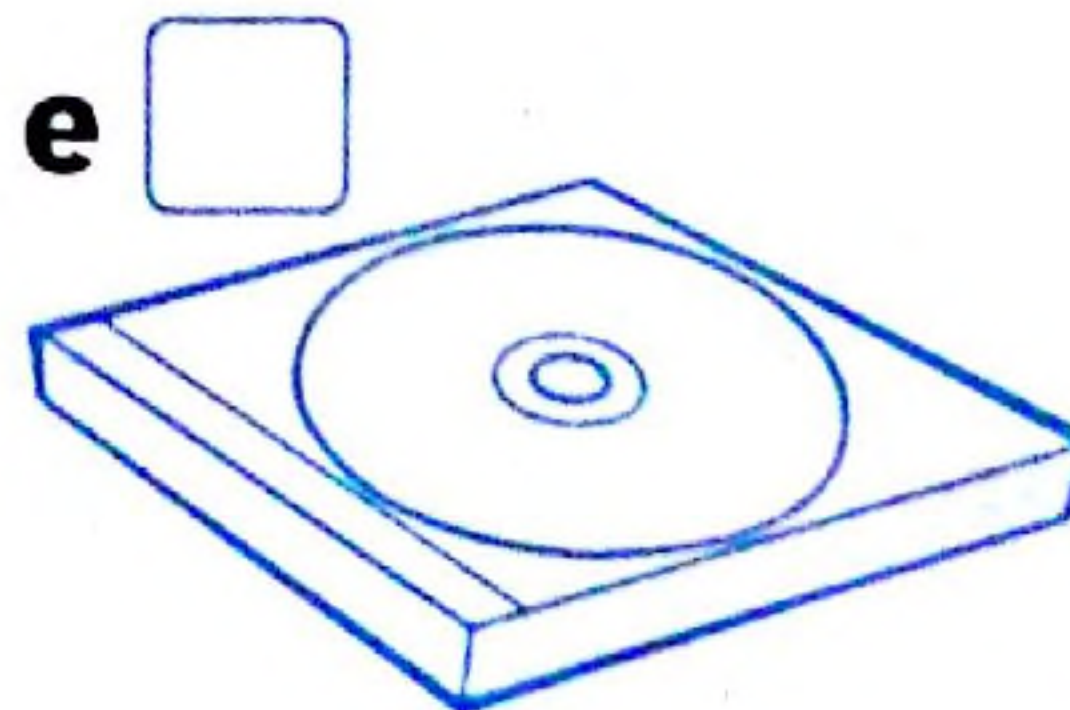
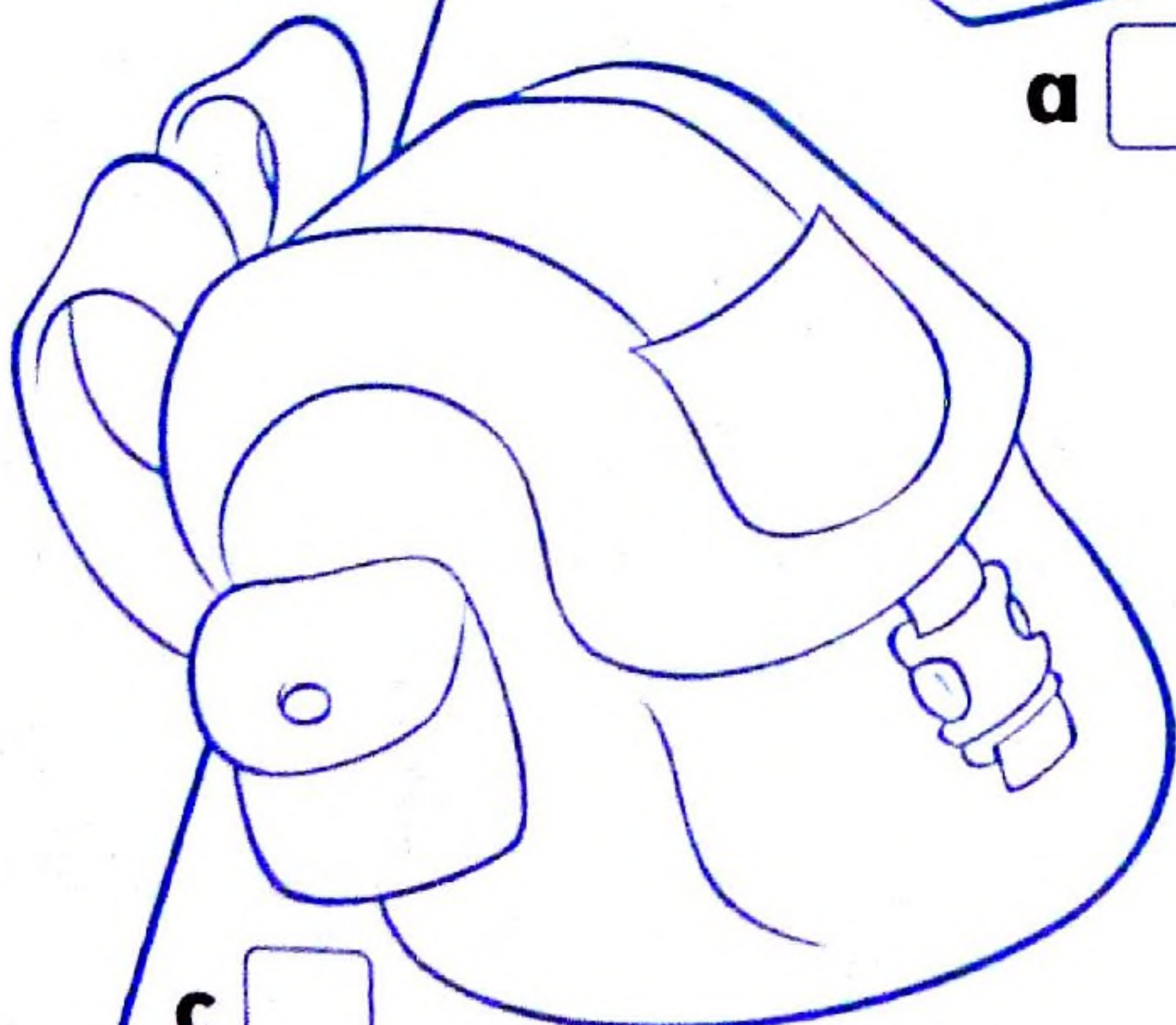
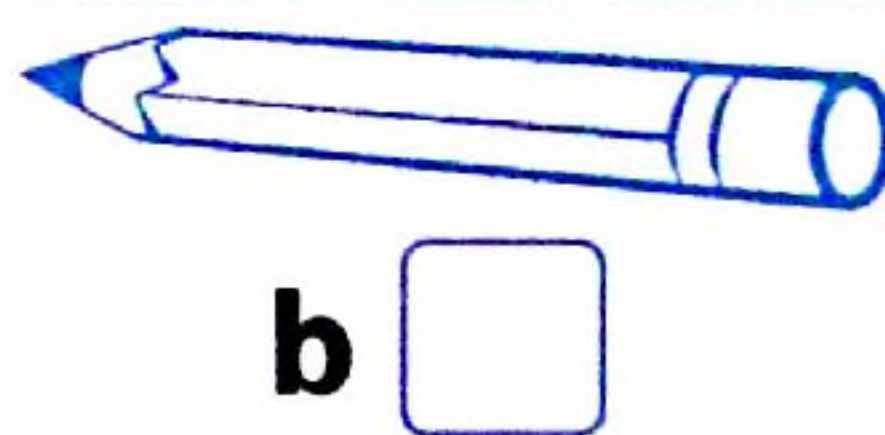
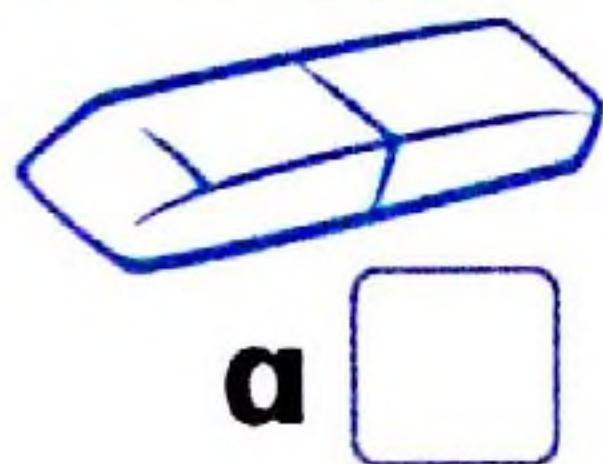

|         |                |              |
|---------|----------------|--------------|
| What is | this?<br>that? | It is a pen. |
|---------|----------------|--------------|



**N**  **A 33** Listen and number. Then trace.

What's this?

It's a pen.





A 34 Listen. Then act out.

1

What's that?

It's a bird.

3

Are you sad?

No, I'm not. I'm tired.

4

Ouch!

5



2

Hello. How are you?

I'm fine, thanks.

A cat!  
I'm scared.

Come to my house. Hurry!

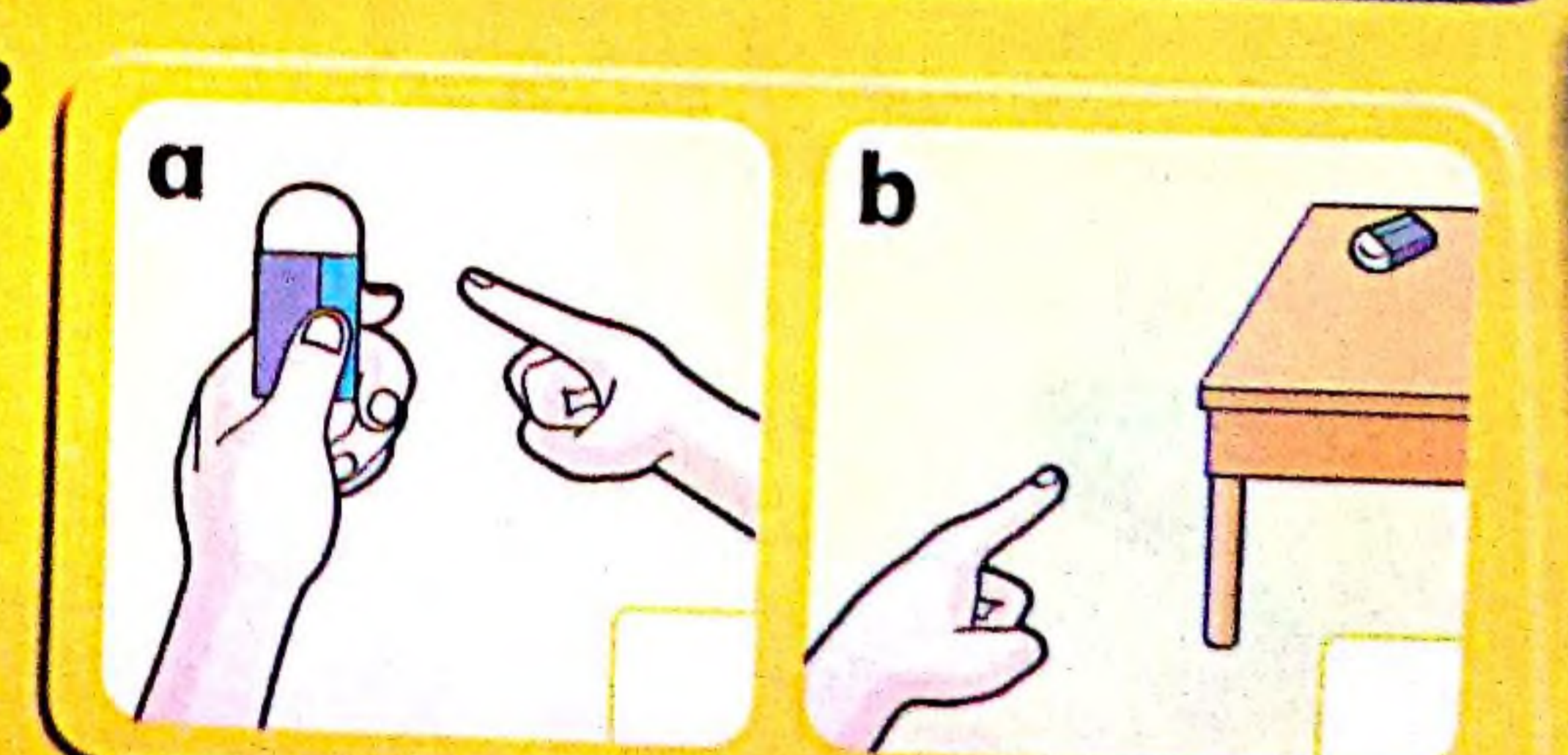

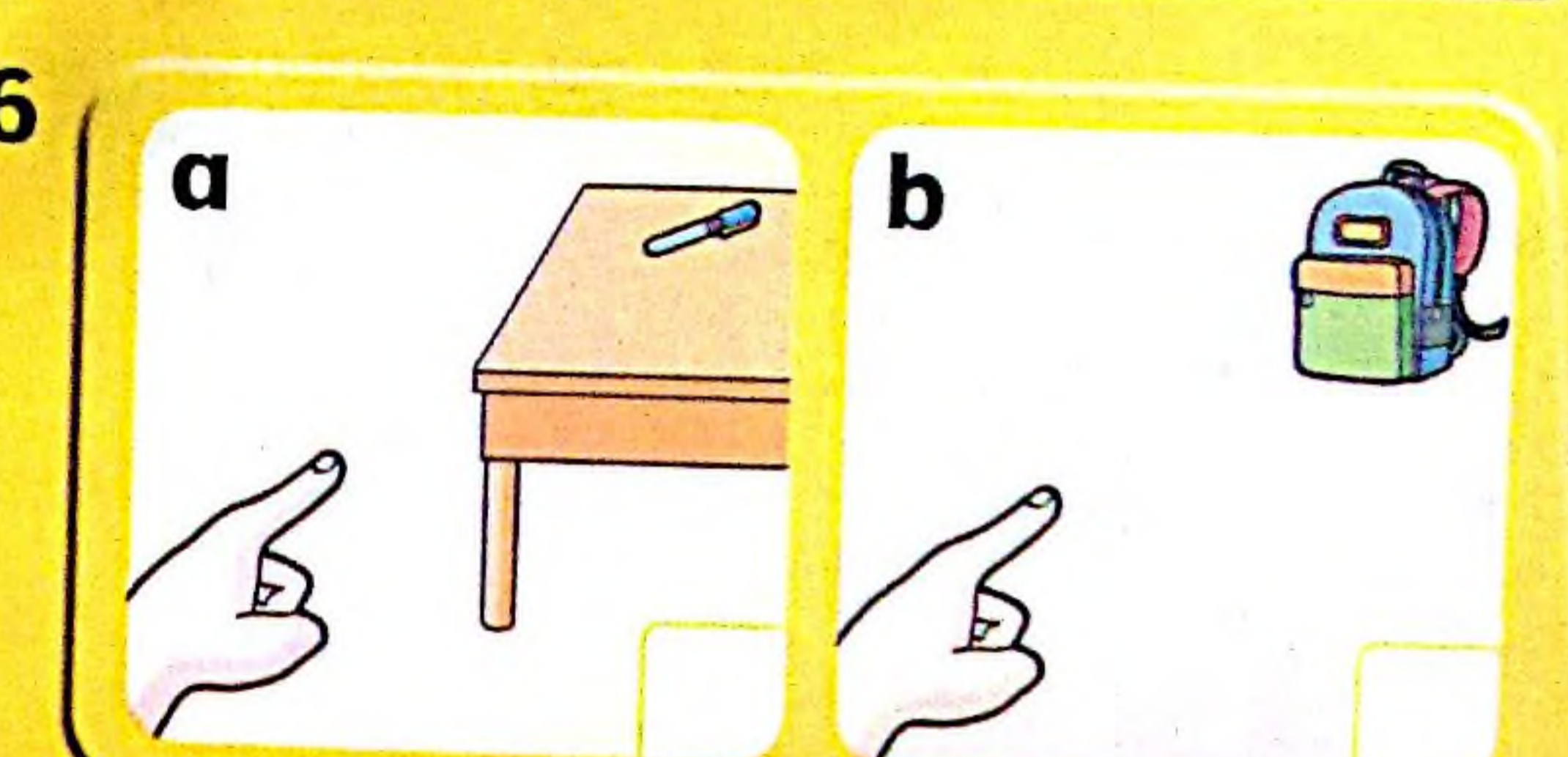


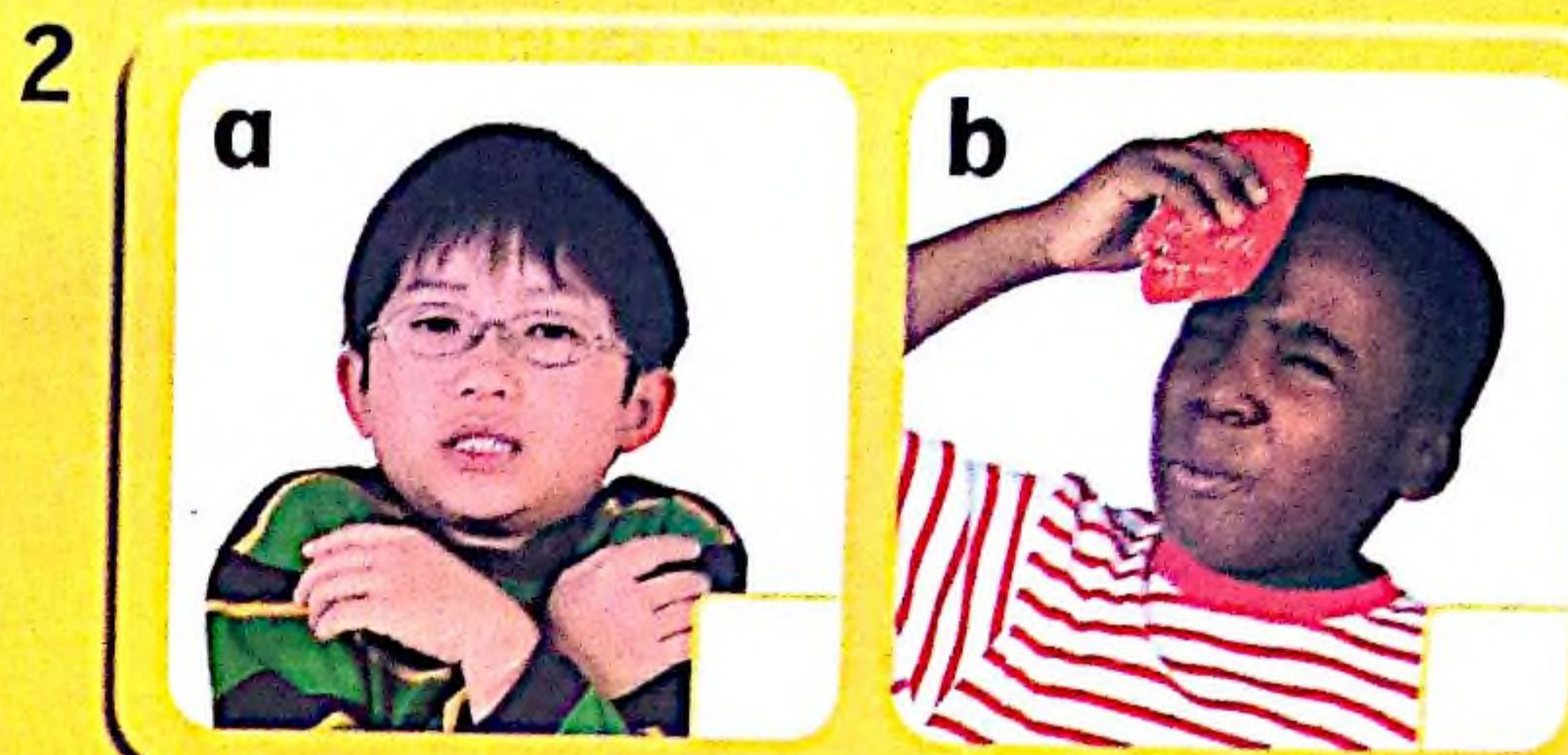

### Practice

**P** Point and talk about the story.

- Is it a chicken?
- What's this/that?
- Is he/she/it scared?

# Test

**Q** **A 35** Listen and check (✓).




9 Yes, she is.

No, she isn't.

10 Yes, he is.

No, he isn't.


**R** Act, ask and answer.



# Review

Units 1 and 2

A 36 Listen, find and stick.





It's nice to meet you.

2



Please sign in here



5

# Practice

**B** Point and talk about the picture.

What's that?  
Is it a rabbit?  
Is it scared?

**C** **A 37** Listen. Then act out.



Hello! How are you?

I'm fine, thanks.

I'm Pam. What's your name?

My name's Andy.



What's this? ... Ouch!

It's a cat.




Are you hurt?

Yes, I am.

Oh, I'm sorry.

# 3 Sam's birthday

Story  6

A  A 38 Listen.

2

Ouch!

Today's my birthday.

Really? Happy birthday!

1



3

How old are you?

I'm seven.

4





# Learn 1

## B A 39 Listen and say.

- |                |                     |
|----------------|---------------------|
| <b>0</b> zero  | <b>11</b> eleven    |
| <b>1</b> one   | <b>12</b> twelve    |
| <b>2</b> two   | <b>13</b> thirteen  |
| <b>3</b> three | <b>14</b> fourteen  |
| <b>4</b> four  | <b>15</b> fifteen   |
| <b>5</b> five  | <b>16</b> sixteen   |
| <b>6</b> six   | <b>17</b> seventeen |
| <b>7</b> seven | <b>18</b> eighteen  |
| <b>8</b> eight | <b>19</b> nineteen  |
| <b>9</b> nine  | <b>20</b> twenty    |
| <b>10</b> ten  |                     |

## C A 40 Listen and say.

### Grammar A 41

|           |     |             |
|-----------|-----|-------------|
| How old   | are | you?        |
|           | is  | he?<br>she? |
| I         | am  |             |
| He<br>She | is  | seven       |



# Song



**D**

**A 42-43**

**Trace and write. Then sing.**

1, 2, 3, 4, 5, 6, 7, 8, 9, 10.

How old is he?

He's eight.

How old is she?

She's four.

1, 2, 3, 4, 5, 6, 7, 8, 9, 10.

How old is he?

He's ten.


How old is she?

She's seven.

1, 2, 3, 4, 5, 6, 7, 8, 9, 10.

How old are you?

I'm \_\_\_\_\_.



**E**

**A 44**

**Listen and circle.**

1 **9 8 7**

3 **2 4 3**

2 **1 10 5**

4 **8 7 6**


**F** Trace.



**G** Write. Then draw candles.




I'm \_\_\_\_\_




# Learn 2


## H A 45 Listen and say.


1   
candle candles

2   
gift gifts

3   
cake cakes

4   
balloon balloons

5   
chair chairs

6   
table tables

## I A 46 Listen and say.

How many cakes are there?  
There's one cake.

How many balloons are there?  
There are ten balloons.



## Grammar A 47

|                             |       |                  |
|-----------------------------|-------|------------------|
| How many candles are there? | There | is one candle.   |
|                             |       | are (six) gifts. |

**J** **A 48** Listen and circle.

- 1 fourteen chairs / four balloons
- 2 five tables / eight candles
- 3 ten gifts / one gift
- 4 one table / two tables
- 5 twenty chairs / two candles
- 6 one gift / one cake

**K** Count the gifts. Then trace and write the number.



How many gifts are there?

There are \_\_\_\_\_ gifts.

# Learn 3

**L** **A 49** Listen and say.

1



kites

2



yo-yos

3




cars

4



dolls

5



robots

6




video games

**M** **A 50** Listen and say.

What toys do you like?

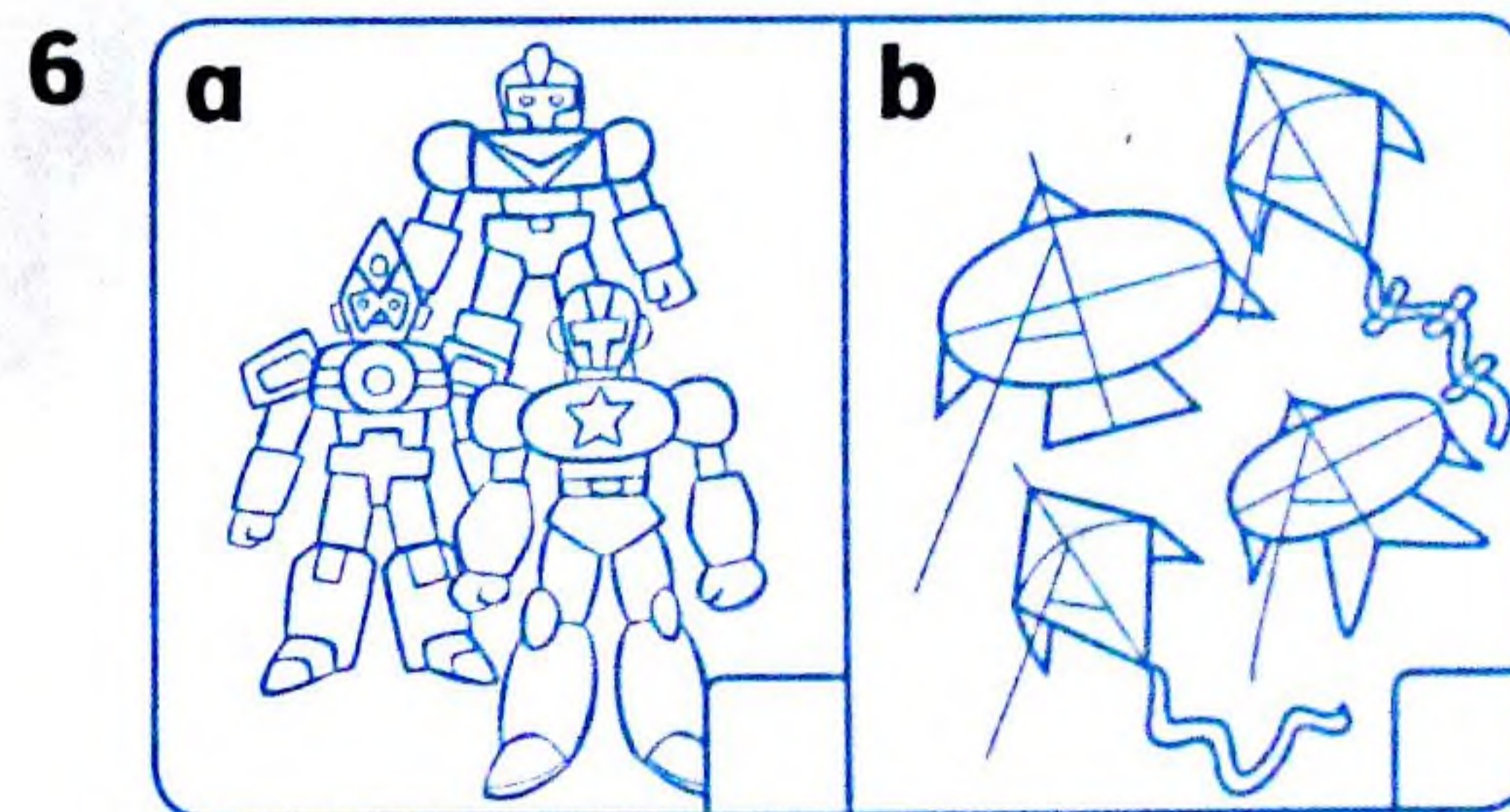

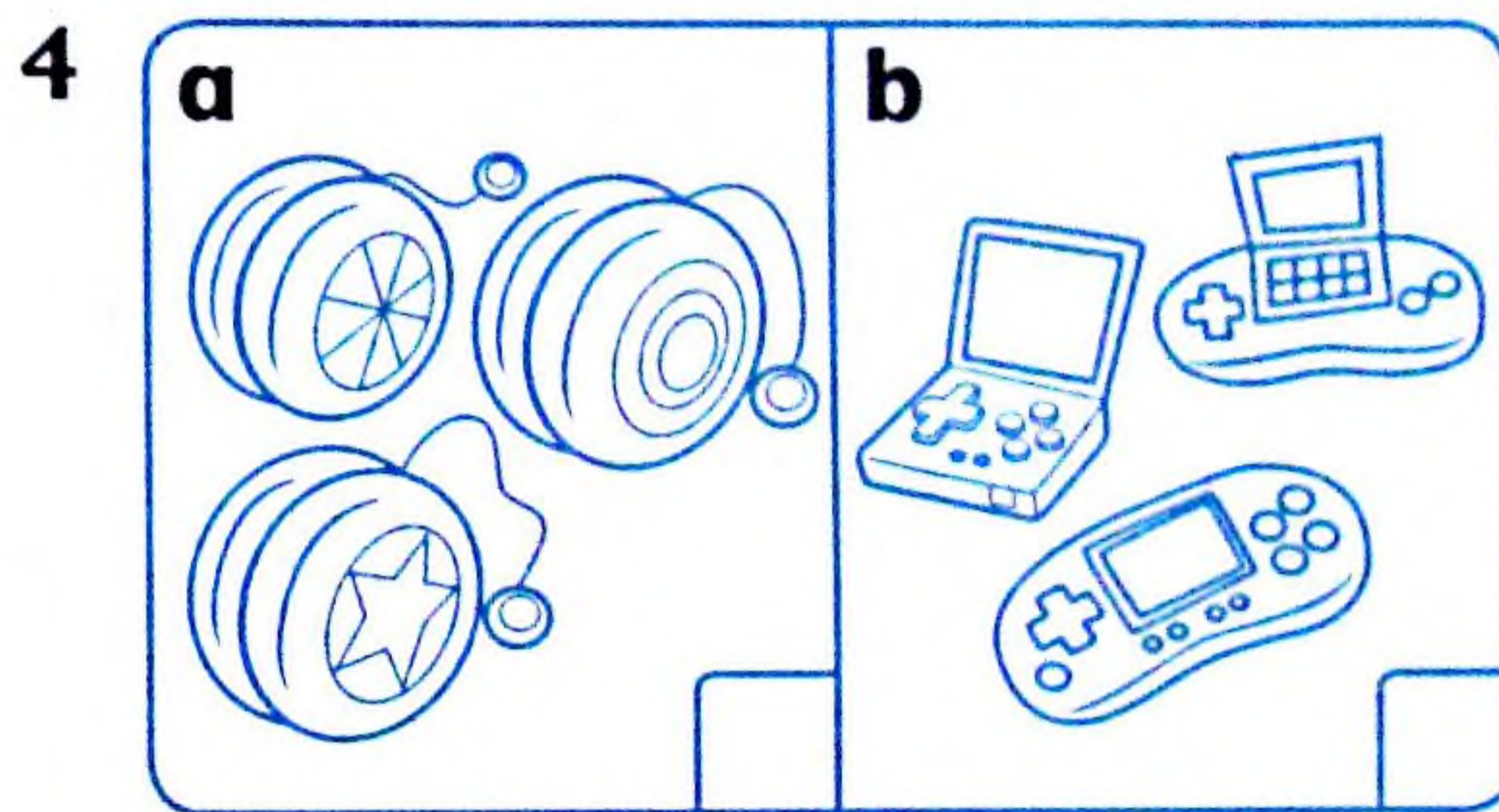
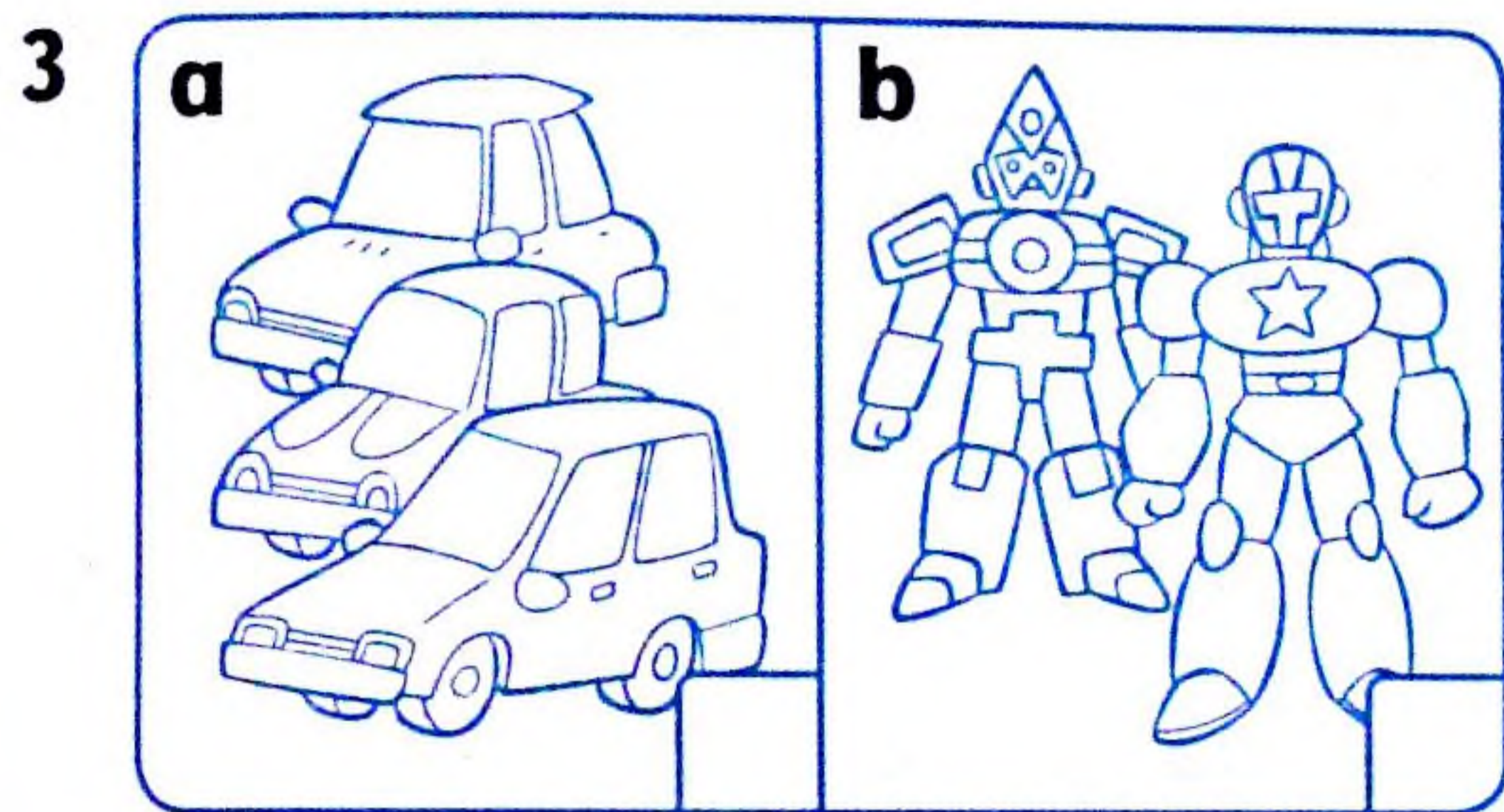

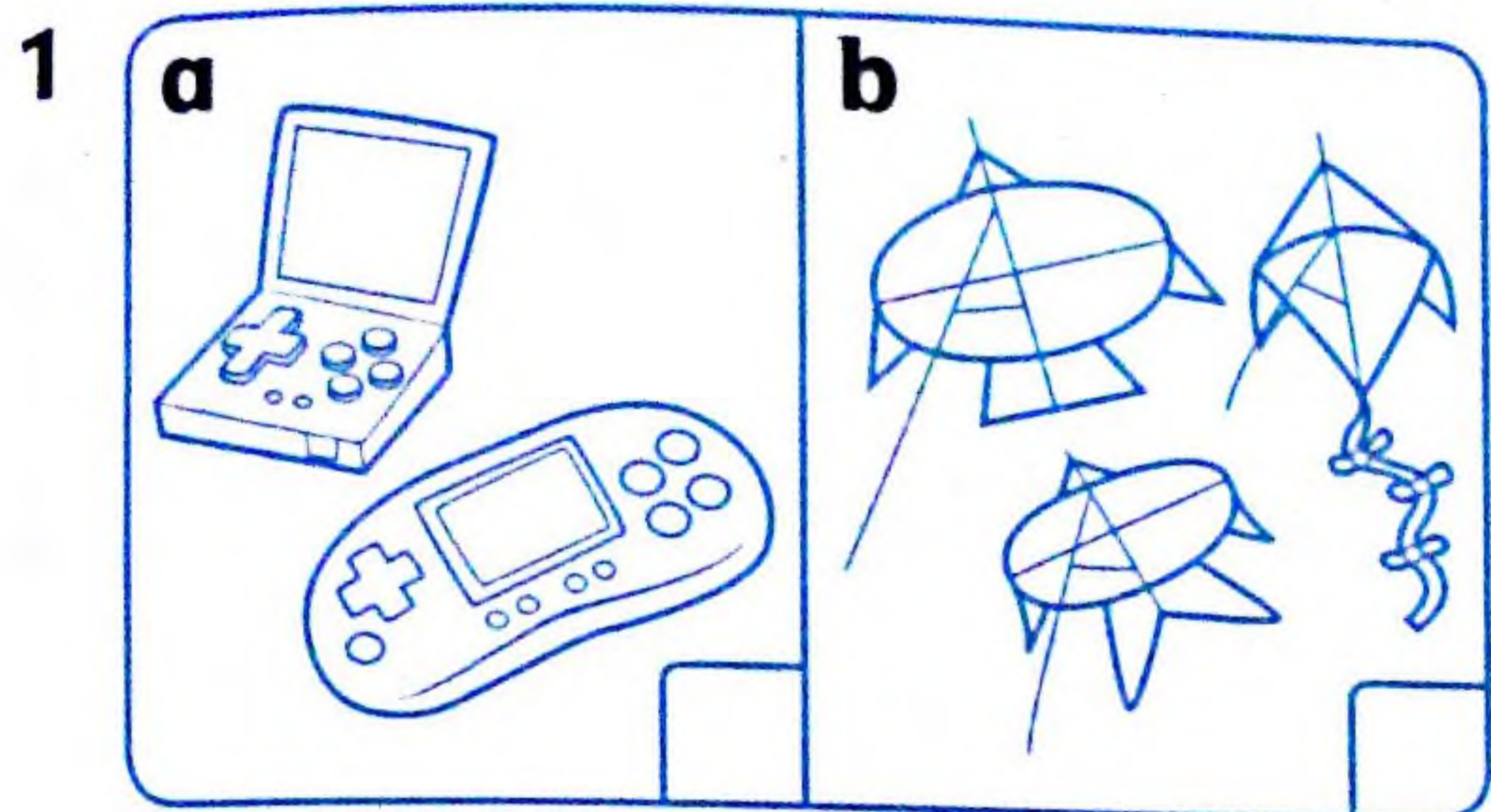
I like robots.



**Grammar** **A 51**

What toys do you like?  
I like kites.


**N** **A 52** Listen and check (✓).



**O** Trace and write. Then draw.

What toys do you like?

I like



**P** **A 53** Listen. Then act out.

1

How many gifts are there?

There are five gifts.

2

Is it a book?

4

What toys do you like?





I'm not sure.

It's a CD!

Cool!

3

3



5

And I like mice!

### Practice

**Q** Point and talk about the story.



- Is it a kite?
- What's this/that?
- How many cars are there?
- What toys do you like?

I like yo-yos.



# Test

**R** **A 54** Listen and check (✓).

1

|   |   |
|---|---|
| a   | b   |
|  |  |
| <input type="checkbox"/>  | <input type="checkbox"/>  |



2

|   |   |
|---|---|
| a   | b   |
|  |  |
| <input type="checkbox"/>  | <input type="checkbox"/>  |


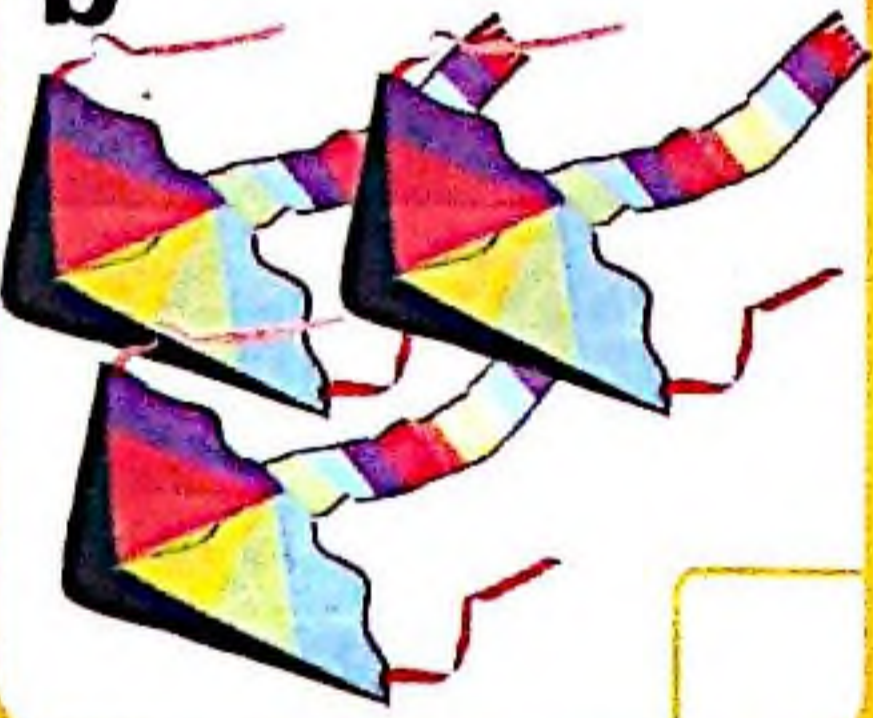
3

|   |   |
|---|---|
| a   | b   |
|  |  |
| <input type="checkbox"/>  | <input type="checkbox"/>  |



4

|   |   |
|---|---|
| a   | b   |
|  |  |
| <input type="checkbox"/>  | <input type="checkbox"/>  |



5

|   |   |
|---|---|
| a   | b   |
|  |  |
| <input type="checkbox"/>  | <input type="checkbox"/>  |



6

|   |   |
|---|---|
| a   | b   |
|  |  |
| <input type="checkbox"/>  | <input type="checkbox"/>  |

7

|   |   |
|---|---|
| a   | b   |
|  |  |
| <input type="checkbox"/>  | <input type="checkbox"/>  |

8

|   |   |
|---|---|
| a   | b   |
|  |  |
| <input type="checkbox"/>  | <input type="checkbox"/>  |

9 There are 7 yo-yos.

There are 17 yo-yos.

10 I like robots.

I like dolls.

# Have fun!

Number 1. How many video games are there?

There are three video games.

**S** Play the game.



**Start**

1

How many ... ?

4 Miss a turn!

A red and orange striped ribbon.

3 How old ... ?

A cartoon boy wearing a blue cap and shirt, standing next to a birthday cake with lit candles.

2 How many ... ?

Five colorful balloons in various colors and patterns.

5 What toys do you like?

A pink box filled with various toys like a car, a teddy bear, and a robot.

6 Sing a song!

Three musical notes of different colors (pink, purple, blue).

7 How old ... ?

A cartoon girl with brown hair, looking at a birthday cake with lit candles.

8 How many ... ?

Three chairs in green, yellow, and purple.

10

A birthday cake with a question mark on top.

How old are you?

9 Go back one space!

A close-up illustration of a tiger's face.

11 How old ... ?


A cartoon girl with brown hair, looking at a birthday cake with lit candles.


12 How many ... ?

Seven colorful balloons in various colors.

**Finish**

# 4 Sally can climb

Story  8

A  A 55 Listen.



1



Look! I can swim.  
Can you swim?

No, I can't.


OK!

2

Let's climb a tree!

3





Can you climb?

Yes, I can.



Ouch!

4

# Learn 1

**B** **A 56** Listen and say.

1



swim

2



dance

3



climb

4




skate

**C** **A 57** Listen and say.

## Grammar **A 58**

|                |                  |         |
|----------------|------------------|---------|
| I<br>He<br>She | can              | swim.   |
| Can            | you<br>he<br>she | swim?   |
| Yes,           | I<br>he<br>she   | can.    |
| No,            | he<br>she        | cannot. |



**D**  **A 59-60** Listen and circle. Then sing.



Tell me, tell me, can you swim?  
Swim, swim! ( Yes, I can. / No, I can't. )  
Swim, swim! ( Yes, I can. / No, I can't. )

Tell me, tell me, can you climb?

Climb, climb! ( Yes, I can. / No, I can't. )  
Climb, climb! ( Yes, I can. / No, I can't. )



Tell me, tell me, can you skate?  
Skate, skate! ( Yes, I can. / No, I can't. )  
Skate, skate! ( Yes, I can. / No, I can't. )



Tell me, tell me, can you dance?

Dance, dance! ( Yes, I can. / No, I can't. )  
Dance, dance! ( Yes, I can. / No, I can't. )

Turn around and shout, "Hooray!"



**E**  **A 61** Listen and write (Y = Yes, N = No).




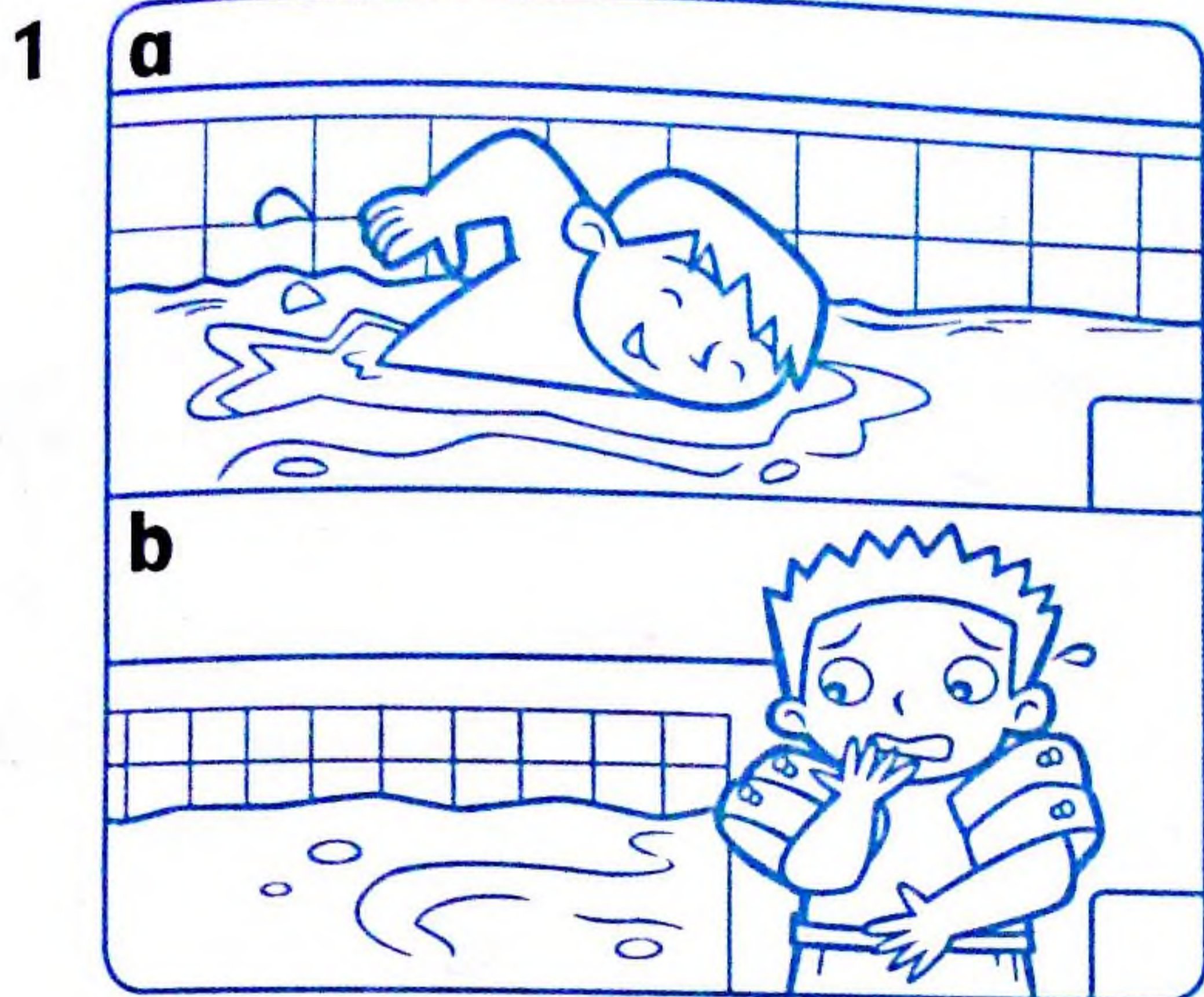
1 

2 

3 

4 

**F** **A 62** Listen and check (✓).



**G** Write.

1 Can it swim?



.....  
 ....., it .....

2 Can it skate?



.....  
 ....., it .....

# Learn 2

## H A 63 Listen and say.



whistle



sing



draw



jump high




run fast



ride a bike

## I A 64 Listen and say.




## Grammar A 65

|                      |                        |     |
|----------------------|------------------------|-----|
| What can             | you<br>he<br>she<br>it | do? |
| I<br>He<br>She<br>It | can whistle.           |     |



**J** **A 66** Listen and number.



**K** Trace and write. Then match.

1 What can she do?


She can dance.

2 What can he do?

He can whistle.

3 What can it do?

It can jump high.




# Learn 3

**L** **A 67** Listen and say.



1 tall

2 short




3 big

4 small



5 young


6 old



7 fast

8 slow

**M** **A 68** Listen and say.



It's big.


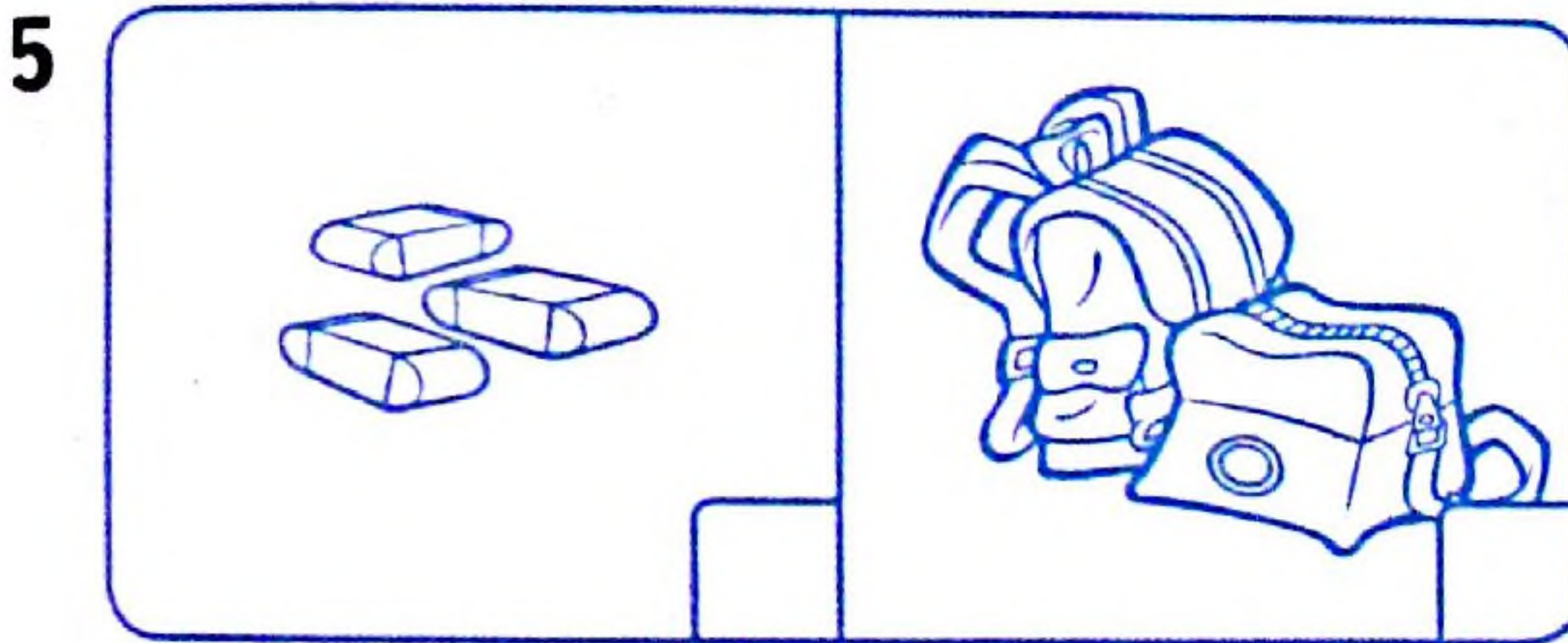




They're small.

## Grammar **A 69**

|      |     |       |
|------|-----|-------|
| I    | am  |       |
| He   |     |       |
| She  | is  |       |
| It   |     | tall. |
| You  |     |       |
| We   | are |       |
| They |     |       |


You are = You're  
 We are = We're  
 They are = They're

**N** **A 70** Listen and check (✓).



**O** Trace. Then match.

1 It's big



2 He's young



3 They're slow



**P** **A 71** Listen. Then act out.



1

Come on, Sally!



Look! It's a bird.  
It's big.

Uh-oh! It's  
angry, too.



4

Aah!

5

Be careful.





Can you jump?

Yes, I can.

2

3



**Practice**

**Q** Point and talk about the story.

It's tall.  
 What can he/she/it do?  
 Can he/she/it climb?  
 How many birds are there?  
 Is he/she/it scared?

Are you hurt?


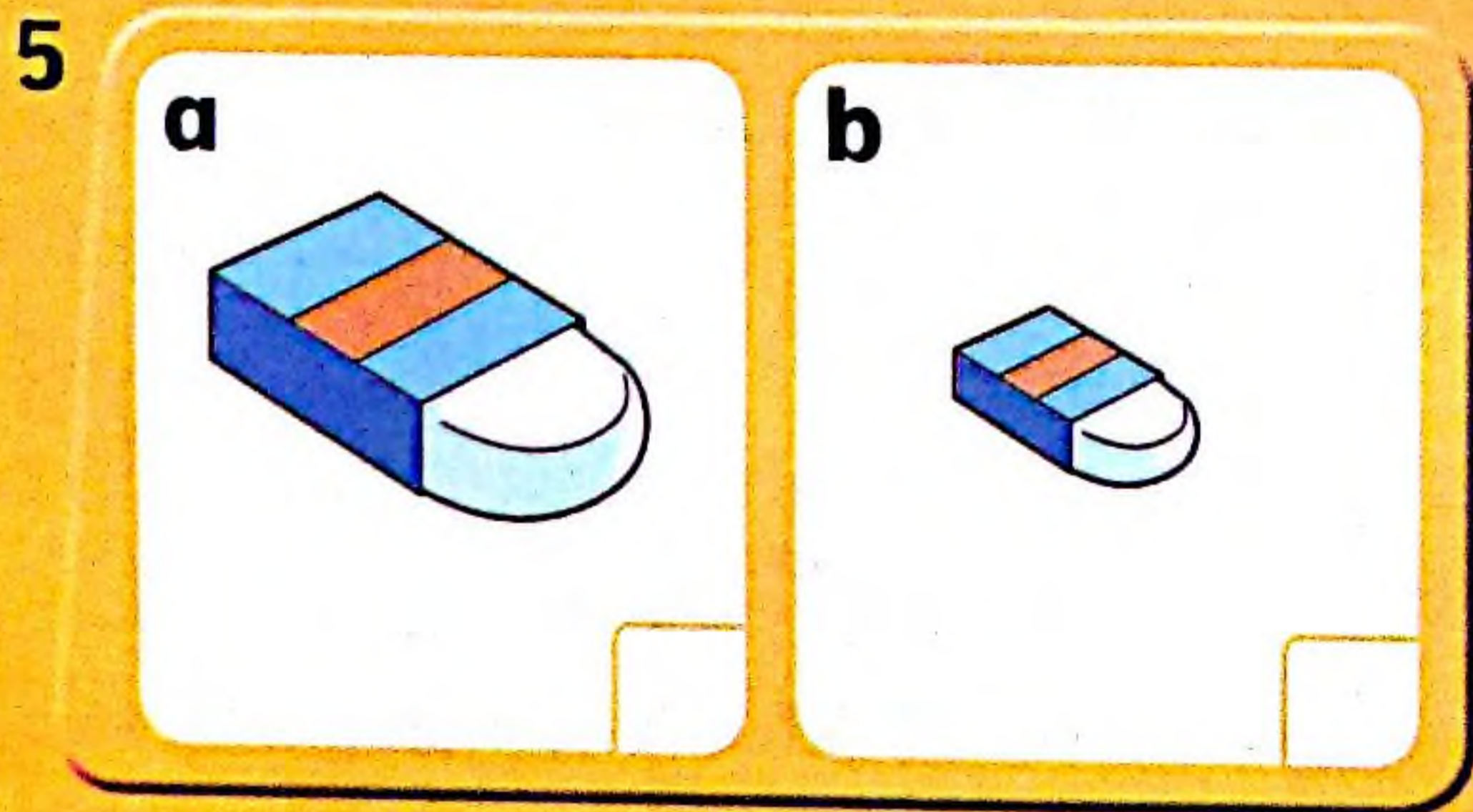






Er ... No, I'm not.



# Test

**R** **A 72** Listen and check (✓).



- 7 Yes, he can.
- No, he can't.
- 9 It can whistle.
- It can jump high.

- 8 Yes, she can.
- No, she can't.
- 10 I can sing.
- I can ride a bike.

## 5 Write and talk about yourself.

1 What's your name?



My name's \_\_\_\_\_

2 How old are you?



I'm \_\_\_\_\_

3 What can you do?



I can \_\_\_\_\_

4 What toys do you like?



I like \_\_\_\_\_

5 How are you?



I'm \_\_\_\_\_







3

# Practice

**B** Point and talk about the picture.

- How old is he/she?
- How many balloons are there?
- What can he/she do?
- Can he/she climb?
- He's/She's old.

**C** **A 74** Listen. Then act out.

I'm eight.  
I'm short.  
I like yo-yos.  
I can swim.

Are you Andy?

No, I'm not.

Are you Jake?

Yes, I am.

# 5 What are these?



Story



A B 2 Listen.

What are those?

They're worms.

1

Oh no! What are these?


2

They're ants.

3

I don't like ants.  
Let's go.

OK!



# Learn 1

**B** **B 3** Listen and say.

1



bees

2



ants

3



worms

4



spiders

5



ladybugs

6



butterflies

**C** **B 4** Listen and say.

**Grammar** **B 5**

What are these?  
those?

They are bees.

**D**  **B 6-7** Listen and circle. Then sing.

Wow! What's this? It's big.

It's a  /  .

Wow! What's that? It's small.

It's an ant.

Wow! What are these? They're slow.

They're  /  .

Wow! What are those? They're fast.

They're bees.

Wow! What are these? They're young.

They're  /  .

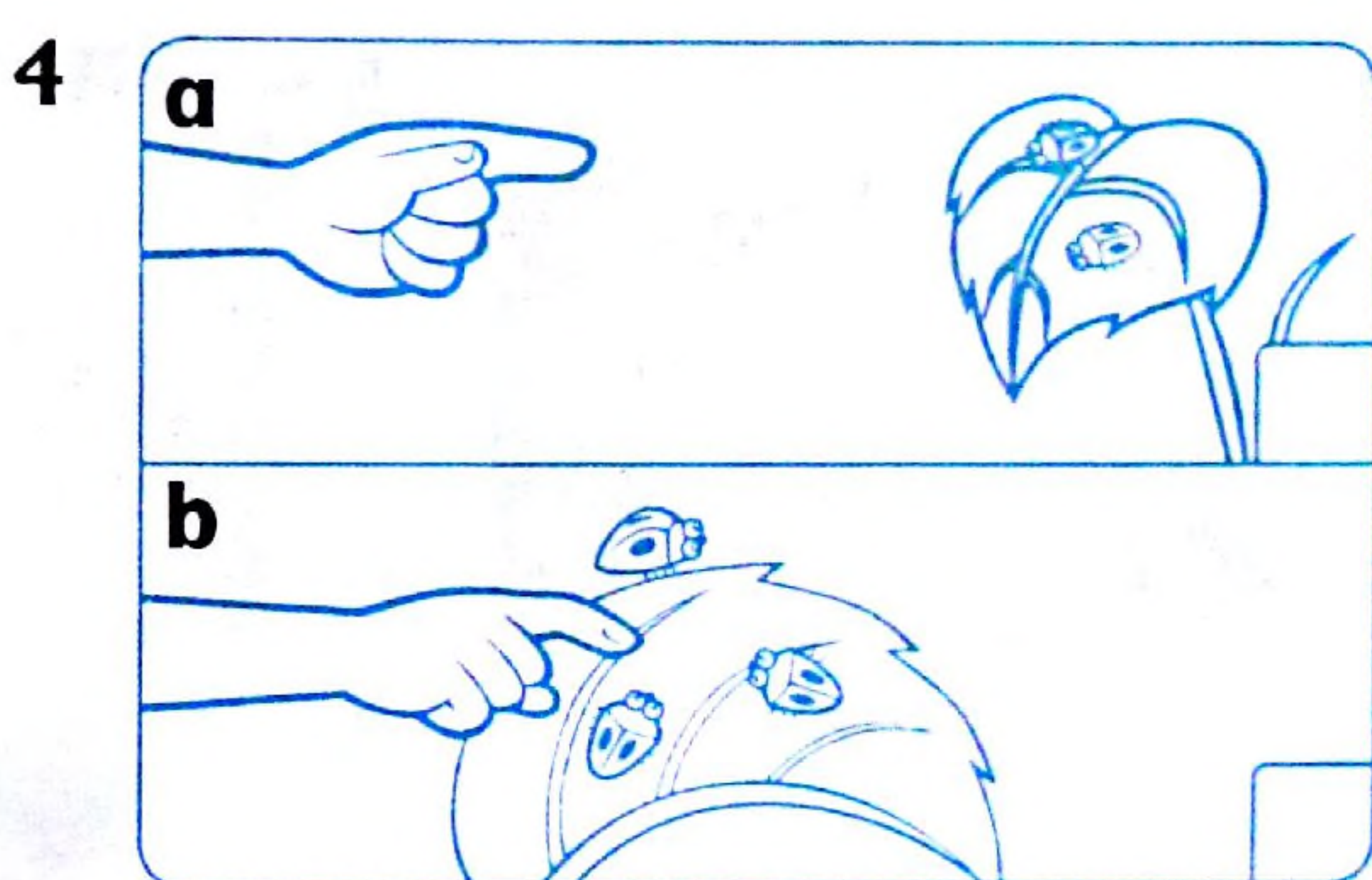
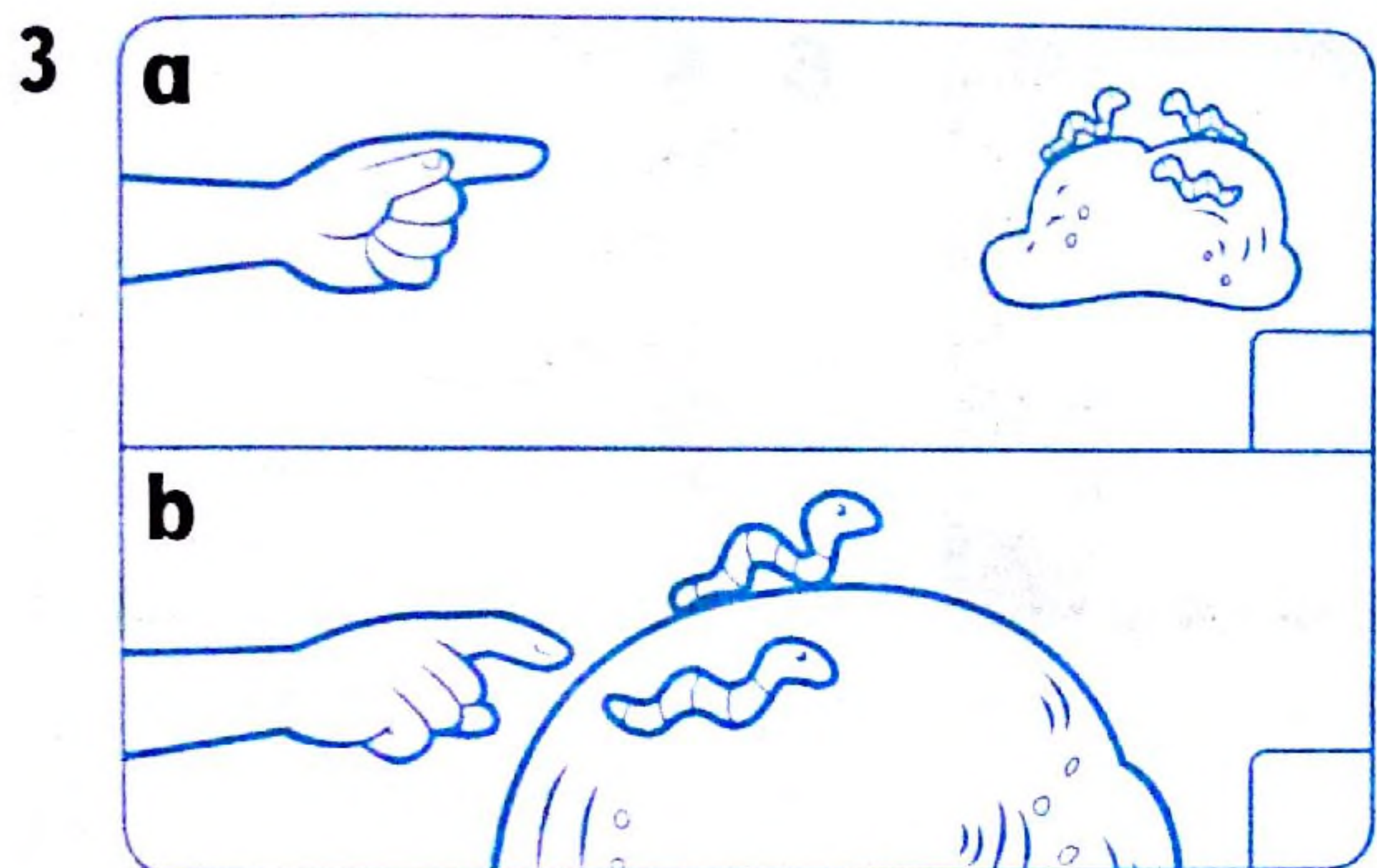

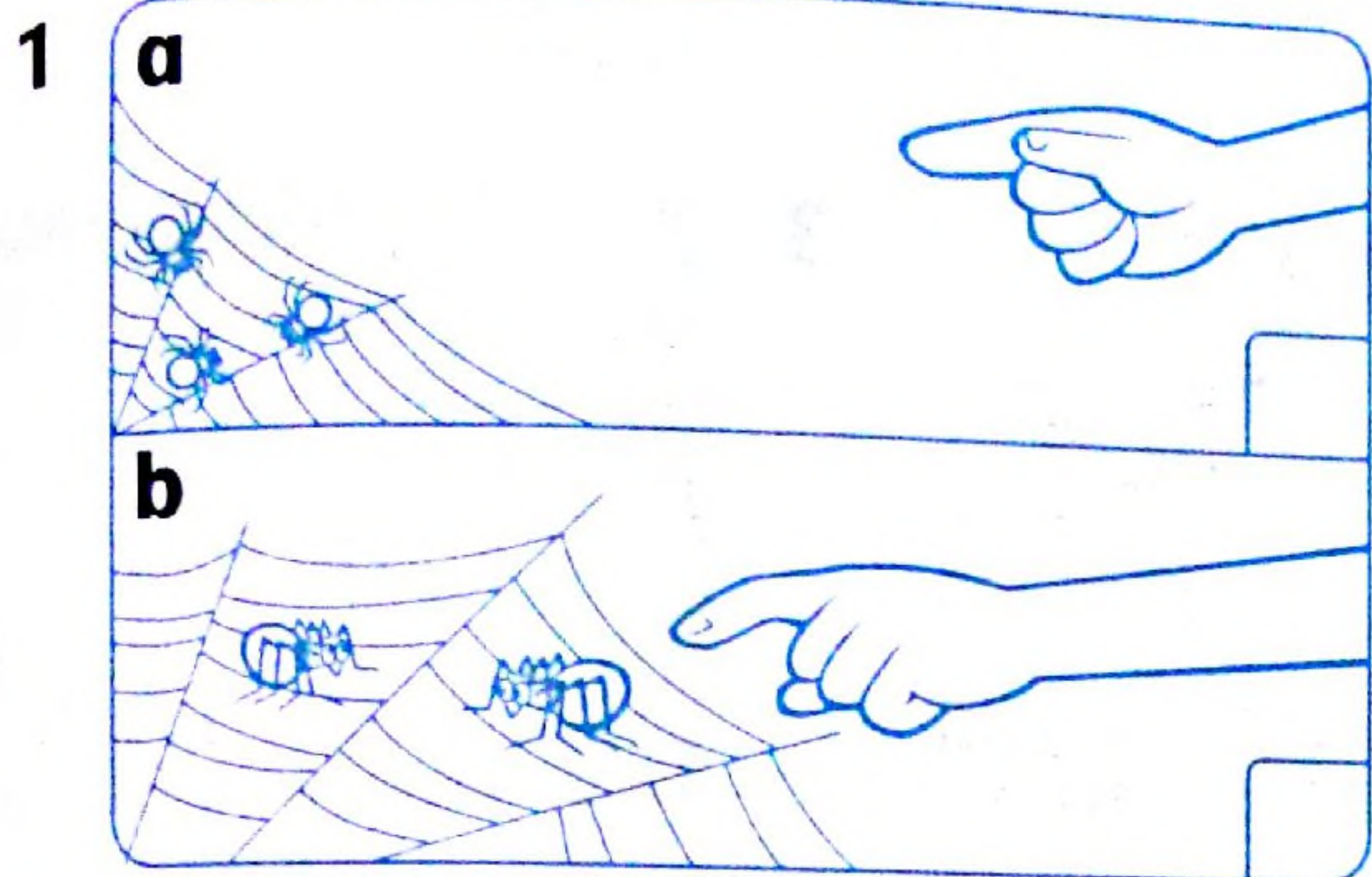
Wow! What are those? They're happy.

They're ladybugs.

**E**  **B 8** Listen and number.




**F** **B9** Listen and check (✓).




**G** Trace and write.

1 What are ?  
They're butterflies



2 What are ?  
They're bees



# Learn 2

## H B 10 Listen and say.



frogs



turtles



squirrels



cows



goats



horses

## I B 11 Listen and say.

Are they goats?

No, they aren't.

Are they horses?

Yes, they are.



## Grammar B 12




Are they frogs?

Yes, they are.

No, they are not.

are not = aren't

**J** B 13 Listen and number.



**K** Trace and write.

1

\_\_\_\_\_ cats?  
\_\_\_\_\_ aren't



2


Are they \_\_\_\_\_  
Yes \_\_\_\_\_

# Learn 3


**L** B 14 Listen and say.




in



on



under



behind

**M** B 15 Listen and say.

Where's the spider?

It's on the table.

Where are the ants?

They're under the chair.

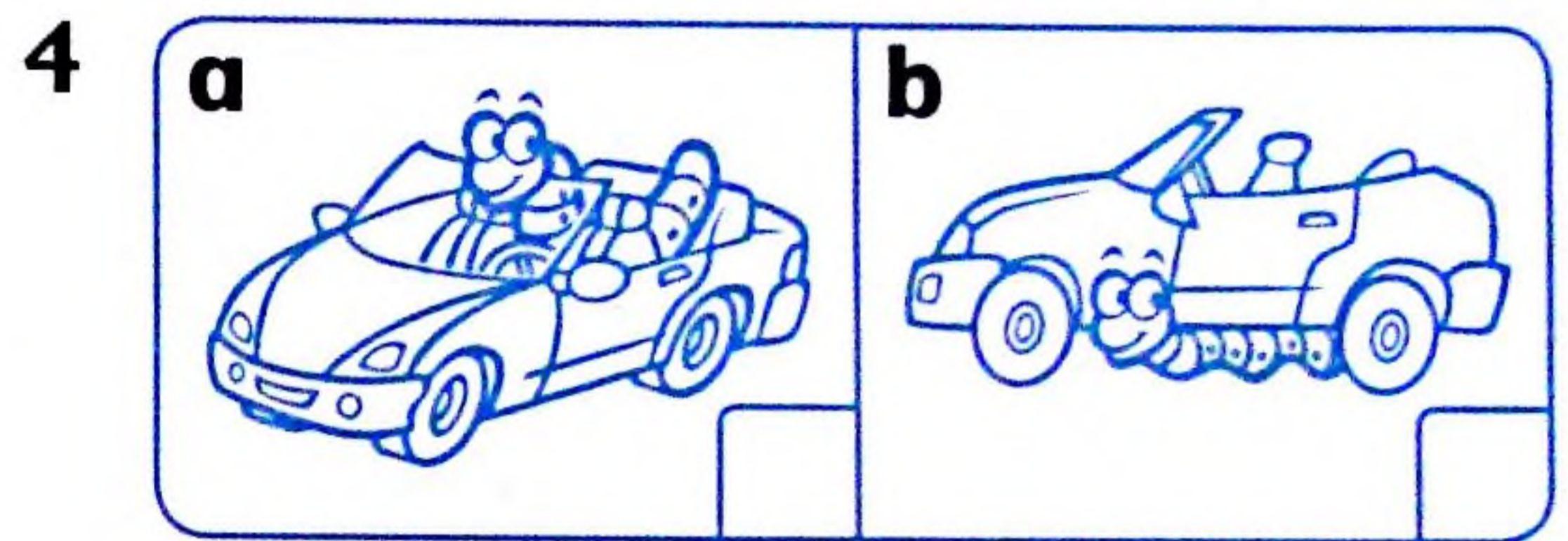
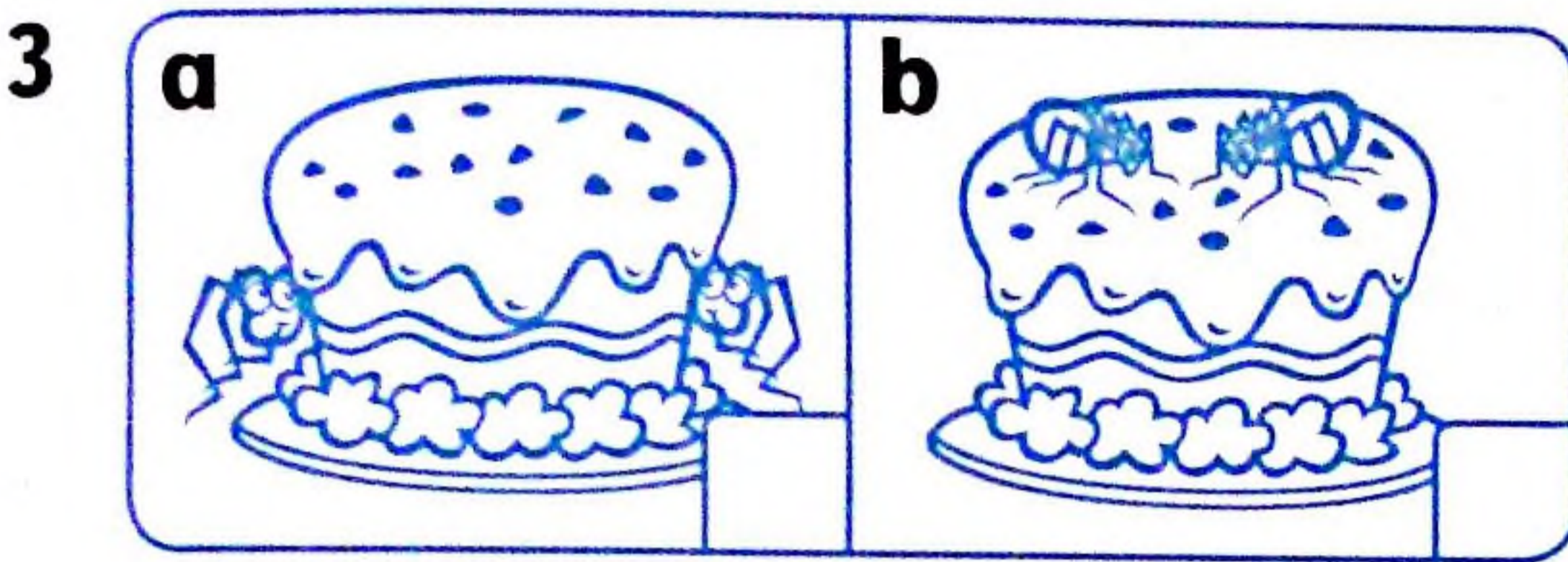
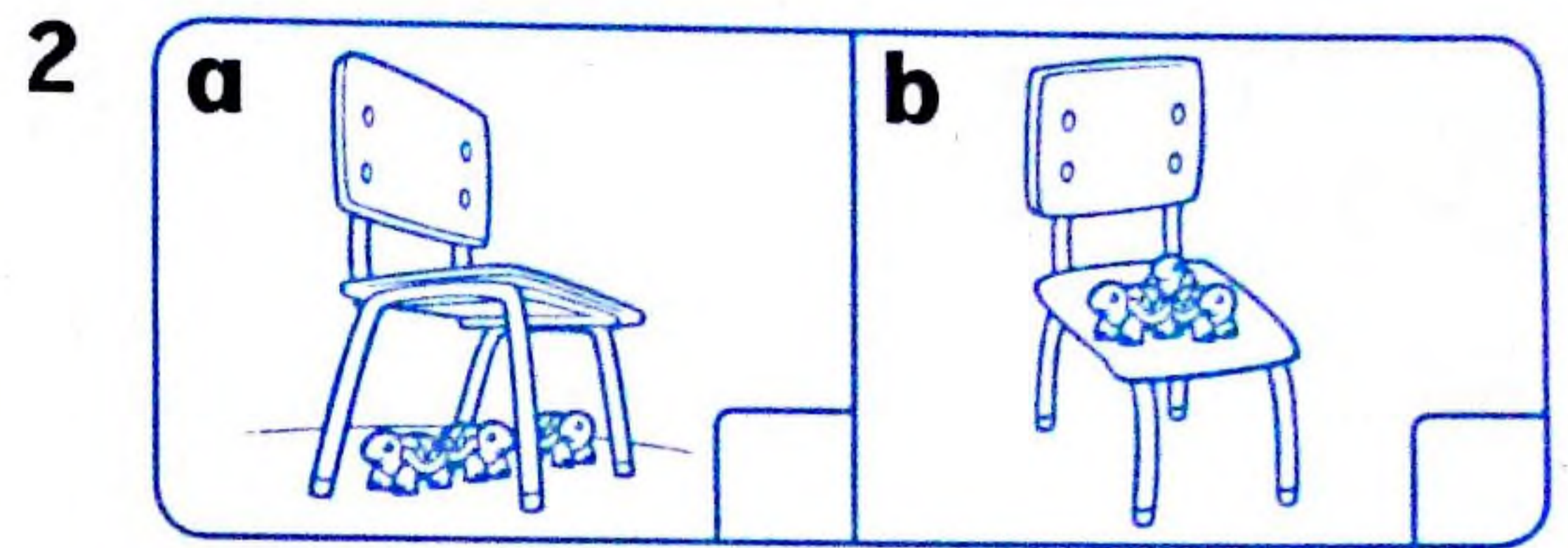
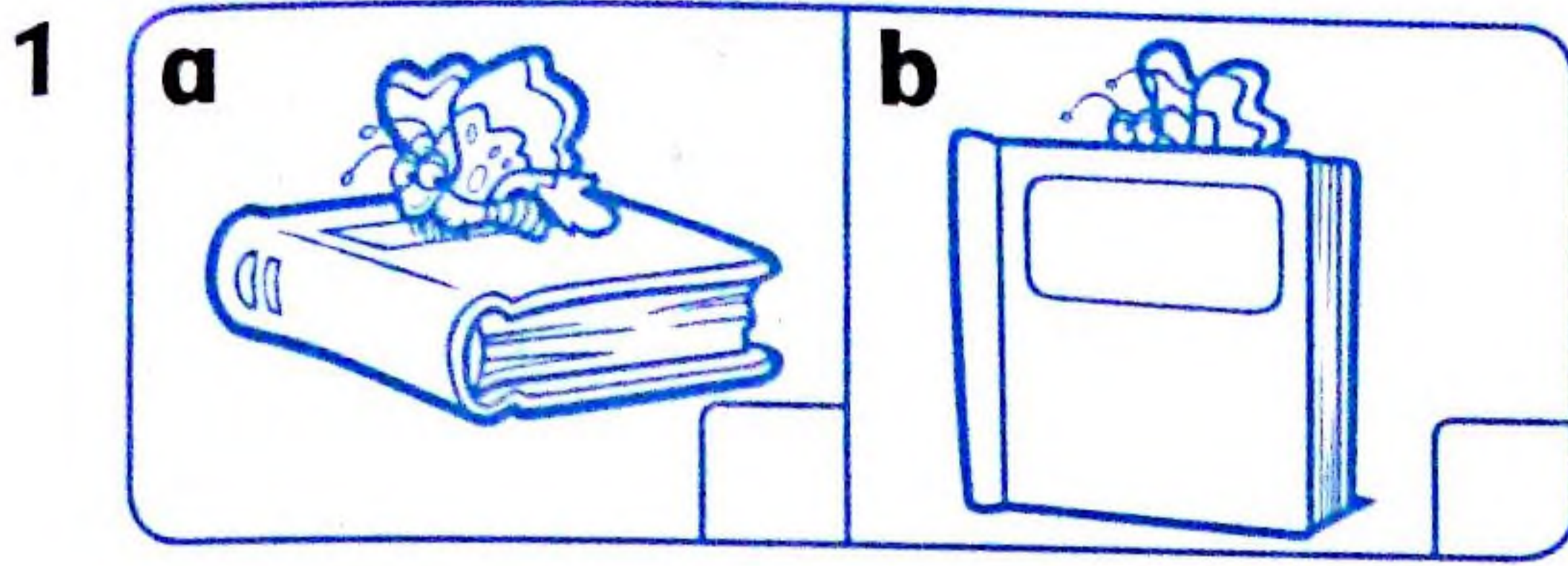
## Grammar B 16

|       |     |     |            |
|-------|-----|-----|------------|
| Where | is  | the | spider?    |
|       | are |     | spiders?   |
| If    | is  |     |            |
| They  | are | in  | the (bag). |

Where is > Where's



**N** **B 17** Listen and check (✓).



**O** Trace and write.

1 Where's \_\_\_\_\_ ?




It's \_\_\_\_\_ the pen.

2 Where are \_\_\_\_\_ ?




They're \_\_\_\_\_ the eraser.

3 \_\_\_\_\_ ?



\_\_\_\_\_ the CD.

4 \_\_\_\_\_ ?



\_\_\_\_\_ the school bag.

**P** **B 18** Listen. Then act out.



They're small.  
What are these?


They're ladybugs.

1



Wow! They're big.  
What are those?

2



Are they flowers?

Er ... I'm not sure.

4



5

Huh? Where are the butterflies now?

They're on the flowers.

They're butterflies.

3

It's the cat! Run!

Look! It's a taxi. Hurry!

### Practice



**Point and talk about the story.**

What are these/those?

Are they ladybugs?


Where are the butterflies?


Is he/she excited?

# Test

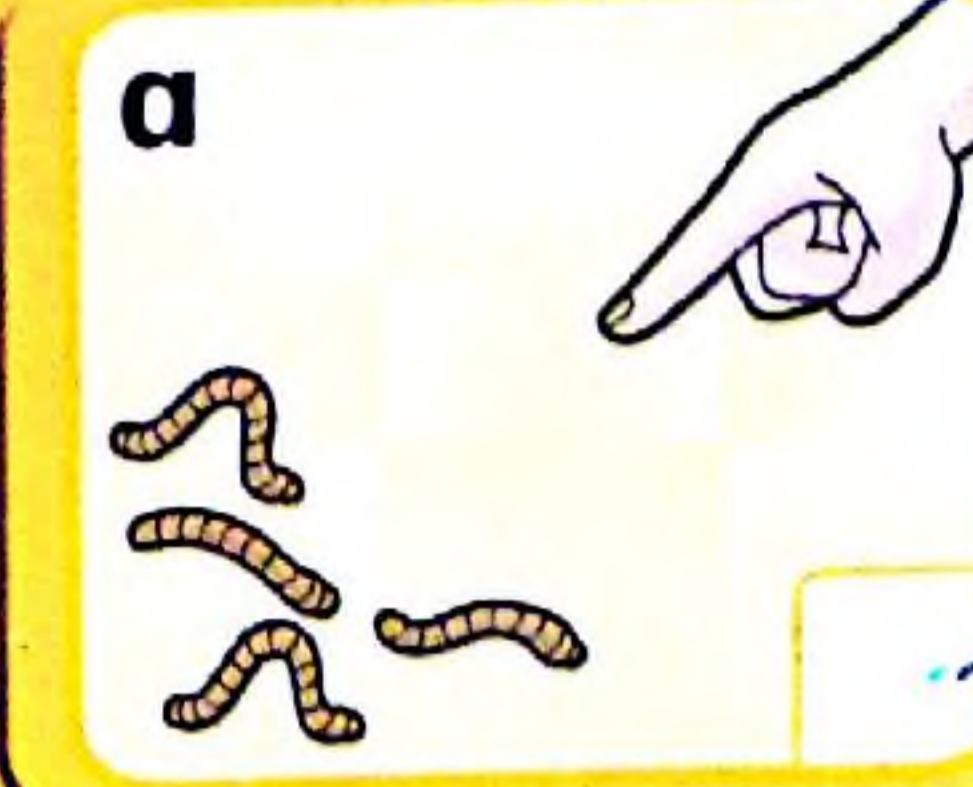
**R** **B 19** Listen and check (✓).

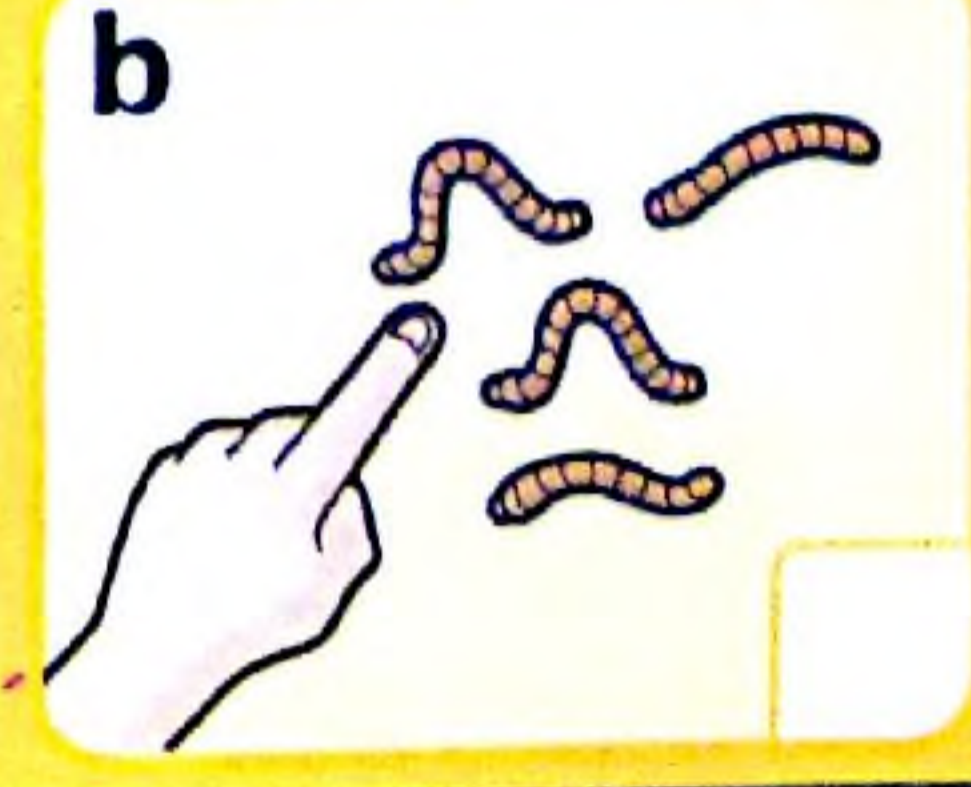
1

a 


b 


2

a 


b 


3

a 

b 

4

a 

b 


5



Yes, they are.

No, they aren't.


6



Yes, they are.

No, they aren't.


7



Yes, they are.

No, they aren't.


8




Yes, they are.


No, they aren't.


9

a 

b 

10

a 

b 


# Have fun!


A1. Are they spiders?



No, they aren't. My turn!

**S** Draw and guess.



|   | 1   | 2 | 3 |
|---|---|---|---|
| A |  |   |   |
| B |   |   |   |
| C |   |   |   |

# 6

# It's the city!



Story



A

B 20

Listen.



Who's he?

He's my brother.

1

2

Who's she?


She's my mother.



3

Look! The city!





# Learn 1

**B** B 21 Listen and say.


1 father

2 mother

3 brother

4 sister

me



**C** B 22 Listen and say.

## Grammar B 23

|        |       |         |
|--------|-------|---------|
| Who is | he?   |         |
|        | she?  |         |
| He     | is my | father. |
| She    |       | mother. |

Who is? Who?

**Chant**



**D** **B 24-25** Listen and circle. Then chant.

Oh, look! Who's she?  
She's my ( mother / sister ).

Oh, look! Who's he?  
He's my ( father / brother ).



Oh, look! Who's she?  
She's my ( mother / sister ).

Oh, look! Who's he?  
He's my ( father / brother ).



Oh, look! Who's ( he / she )?  
I don't know!





**E** **B 26** Listen and check (✓).

1 a   b 


2 a   b 

3 a   b 

4 a   b 




**F** **B 27** Trace. Then listen and write.



**G** Draw or stick a photo. Then write.


brother    sister    father    mother




My \_\_\_\_\_

# Learn 2

**H** **B 28** Listen and say.





**I** **B 29** Listen and say.




## Grammar **B 30**


|      |           |      |  |
|------|-----------|------|--|
| Is   | he<br>she | your | grandfather/cousin?<br>grandmother/cousin? |
| Yes, | he<br>she | is.  | No he<br>she isn't.                        |

**J** Look and write.




1  Is she your aunt?


.....  
....., she is.

2  Is he your father?

.....  
....., he isn't.

3  Is she your sister?

.....  
....., she .....

4  Is he your cousin?

.....  
....., he .....

# Learn 3

## K B 31 Listen and say.



bus



taxi



bicycle



motorcycle



truck



train



ship



airplane

## L B 32 Listen and say.

Look at that **taxi**.  
It's small.

Look at those **trucks**.  
They're big.



## Grammar B 33

|         |       |        |          |          |
|---------|-------|--------|----------|----------|
| Look at | this  | bus.   | It is    | (small). |
|         | that  |        |          |          |
|         | these | buses. | They are |          |
|         | those |        |          |          |

**M** **B 34** Trace. Then listen and write.








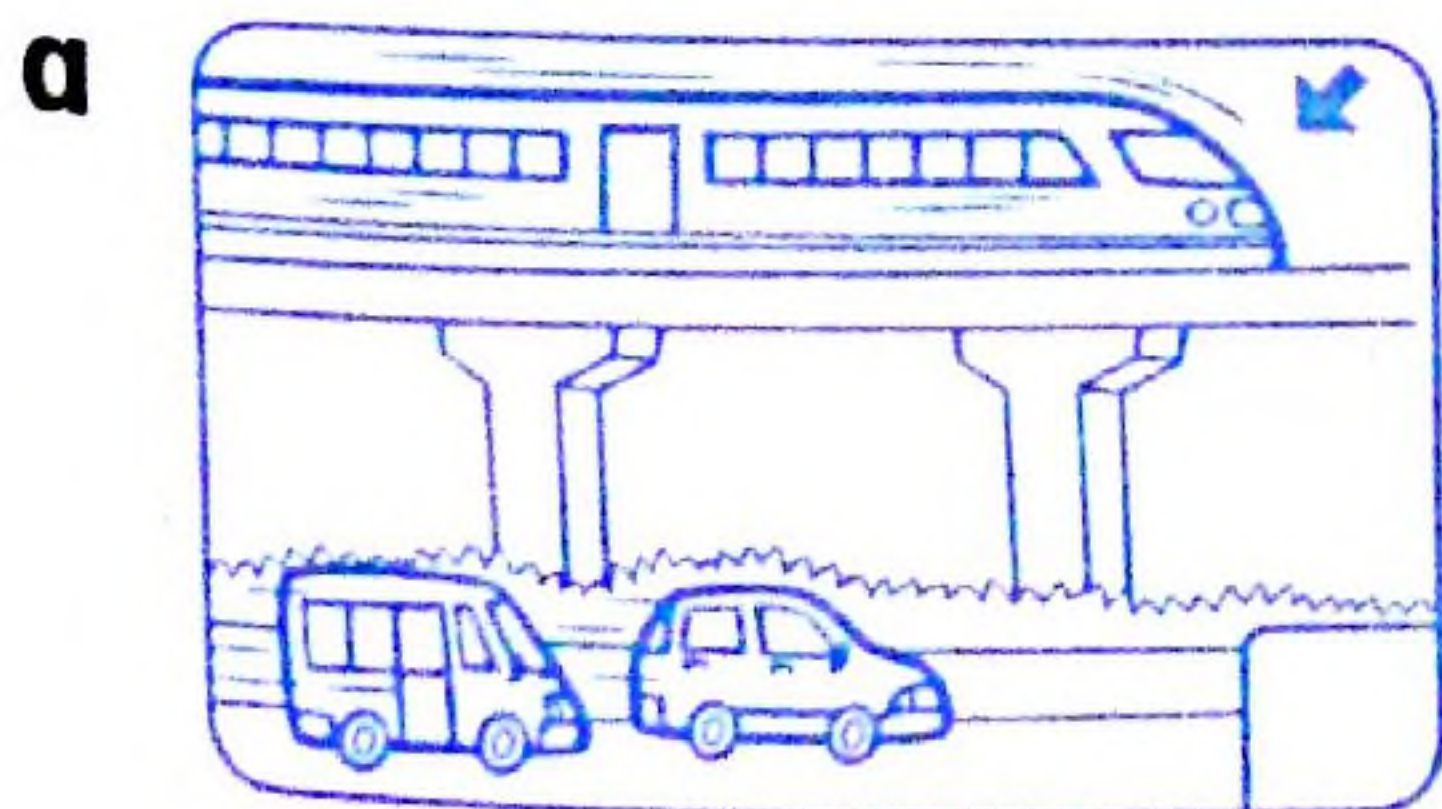
1 Look at this It's slow

2 Look at that It's fast

3 Look at these They're

4 Look at those They're

**N** **B 35** Listen and number.



  B 36 Listen. Then act out.

1



Look at that bus.  
It's big!




3

Is she your  
sister?

No, she isn't.  
She's my  
cousin.

5



Hi! My name's Sam.

I'm Dolly. It's nice  
to meet you.


4

It's nice to meet you, too.

2

Hey, Sally.  
How are you?

Oh! Hi, Dolly.  
I'm fine, thanks.



Look! What's that?

I don't know.  
Let's go.



**Practice**

**P** Point and talk about the story.

Look at that taxi. It's slow.  
 Look at those buses. They're big.  
 Who's he/she? Is he/she excited?  
 Where's the cat?

# Test


**Q** **B 37** Listen and check (✓).


1

a 

b 

2

a 

b 

3

a 


b 

4

a 


b 

5

 Yes, he is.


No, he isn't.


6

 Yes, she is.


No, she isn't.


7

a 


b 


8

a 


b 


9

a 

b 

10

a 

b 



Have fun!

B1. Look at that truck. It's big.



A1. Look at those cars. They're fast.

**R** Play the game.

The board game consists of two vertical paths, A and B, and a central area with four arches. Path A starts at the bottom with a 'START' label and ends at the top with a 'FINISH' label. Path B starts at the bottom with a 'START' label and ends at the top with a 'FINISH' label. The central area has four arches labeled 'big', 'small', 'fast', and 'slow' from top to bottom. Path A contains five levels: A1 (cars), A2 (buses), A3 (airplane), A4 (ship), and A5 (bicycles). Path B contains five levels: B1 (truck), B2 (cars), B3 (motorcycles), B4 (train), and B5 (bus).

# Review

Units 5 and 6

**A** **B 38** Listen, find and stick.



1

2

4

3



## Practice

**B** Point and talk about the picture.

What are these/those?

Are they frogs?




Where's the spider?

Where are the butterflies?

Who's he/she?

Look at the buses. They're small.

**C** **B 39** Listen. Then act out.



# 7

# At the mall



Story



A



B 40

Listen.

1

Wow! Look!


Watch out!





Stop on red.  
Go on green.

I see.



What's your favorite color?

I like blue.

# Learn 1

## B B 41 Listen and say.

- 1  red
- 2  orange
- 3  yellow
- 4  green
- 5  blue
- 6  pink
- 7  purple
- 8  brown
- 9  black
- 10  white
- 11  gray

## C B 42 Listen and say.

### Grammar B 43

What is your favorite color?  
I like red.

**D**  **B 44-45** Listen and color. Then sing.



Red? Yellow? Blue?

What's your favorite color?

I like



I like



Green? White? Brown?

What's your favorite color?

I like



I like



Orange? Purple? Pink?

What's your favorite color?

I like



I like



What's your favorite color?



**E**  **B 46** Listen and circle.

1



2




3

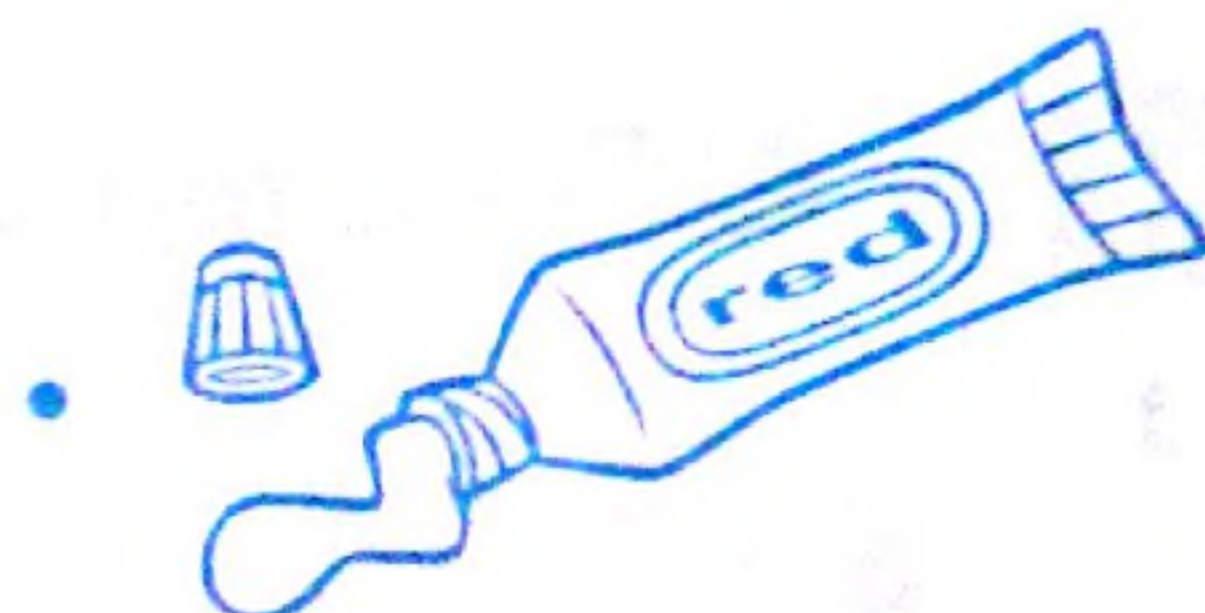



4

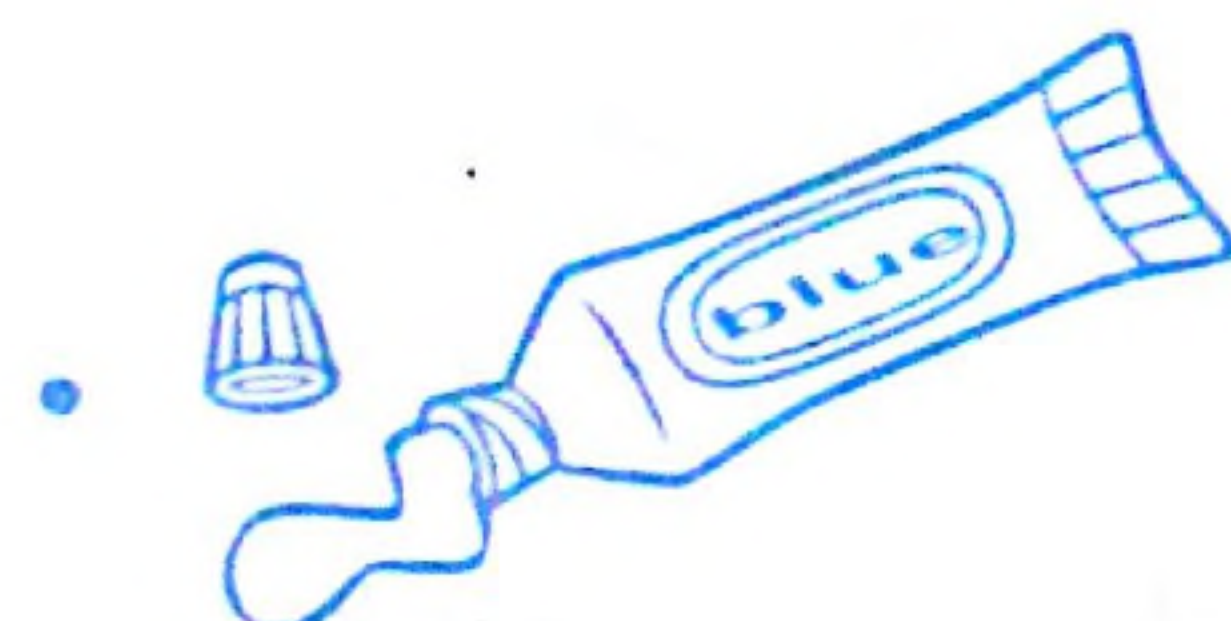



**F** **B 47** Listen and match. Then write.

1  I like \_\_\_\_\_.





2  I like \_\_\_\_\_.




3  I like \_\_\_\_\_.




4  I like \_\_\_\_\_.



**G** Write. Then color the balloon.



 What's your favorite color?

I like \_\_\_\_\_.




# Learn 2

## H B 48 Listen and say.



## I B 49 Listen and say.



## Grammar B 50

Do you like apples?

|      |   |         |
|------|---|---------|
| Yes, | I | do.     |
| No,  |   | do not. |



**J** **B 51** Listen and check (✓).

1



Yes, I do.  No, I don't.

2




Yes, I do.  No, I don't.

3



Yes, I do.  No, I don't.

4




Yes, I do.  No, I don't.

**K** Write.



I like \_\_\_\_\_



# Learn 3

## L B 52 Listen and say.



mall



bakery



grocery store



food court




library



park



## M B 53 Listen and say.



## Grammar B 54

Let us go to the **mall**.  
Good idea!  
Great!  
OK!

**N** **B 55** Listen and number. Then write.



1 Let's go to the park .

2 Let's go to the \_\_\_\_\_ .

3 Let's go to the \_\_\_\_\_ .

4 Let's go to the \_\_\_\_\_ .

B 56 Listen. Then act out.



1 Do you like bananas?

Yes, I do.

# Toys

4 Look at the balloons. What's your favorite color?

I like blue.



WALL

Let's go to the mall.

Good idea!

2

3

I don't like bananas.

What toys do you like?

I like kites.

**Practice**

**P** Point and talk about the story.

Does he like **bananas**?

What's his favorite color?

What are these/those?




How many **balloons** are there?

Where's the **doll**?




# Test

**Q** **B 57** Listen and check (✓).

1

a  b  c 

2

a  b  c 

3

 Yes, I do.   
No, I don't.

4

 Yes, I do.   
No, I don't.



5

 Yes, I do.   
No, I don't.

6

 Yes, I do.   
No, I don't.

7

a  b 

8

a  b 

9

a  b 

10

a  b 

# Have fun!

What's your favorite color?

I like green.



**R** Spin the paper clip and say.

Let's go to the ...

**Locations (Top Half):**

- Library
- grocery store
- mall
- park
- food court
- bakery

**Fruits (Bottom Half):**

- oranges
- apples
- bananas
- strawberries
- watermelon
- pineapple

**Colors (Bottom Half):**

- green
- pink
- red
- brown
- blue
- yellow

**Text on Spinner:**

- Let's go to the ...
- Do you like ...?
- What's your favorite color?



# 8 In the park

 **Story**  Story and Songs CD 16

**A**  **B 58** Listen.

**1**

I'm hungry.  
Let's eat.

OK!

**2**

What do  
you want?

**3**

I want watermelon.





I want bread.



Let's go to the park.

Good idea!

# Learn 1

## B B 59 Listen and say.



fish



chicken



rice



bread



noodles



vegetables

## C B 60 Listen and say.

### Grammar B 61

|           |       |           |       |
|-----------|-------|-----------|-------|
| What      | do    | you       | want? |
|           | does  | he<br>she |       |
| I         | want  |           |       |
| He<br>She | wants | fish.     |       |

**D**  **B 62-63** Listen and circle. Then sing.

I'm hungry!

What do you want?

I want ( chicken / fish ).

I want ( rice / noodles ).



She's hungry!

What does she want?

She wants ( noodles / bread ).

She wants ( vegetables / fish ).



He's hungry!

What does he want?

He wants ( chicken / bread ).

He wants ( noodles / bread ).

Let's eat!

**E**  **B 64** Listen and number.

a



b




c



d




**F** **B 65** Listen and check (✓). Then write.




What does he want?

He wants \_\_\_\_\_.




What does she want?

She wants \_\_\_\_\_.



What does he want?

He wants \_\_\_\_\_.




What does she want?

She wants \_\_\_\_\_.

**G** Write. Then draw.

What do you want?

I want \_\_\_\_\_.



# Learn 2

## H B 66 Listen and say.



water



milk



juice



hot chocolate



iced tea



soda

## I B 67 Listen and say.

Do you want milk?

Yes, please.

Does he want soda?

No, he doesn't.  
He wants water.

@TLLBOOK

@TLLBOOK.IR



@TLLBOOK

@TLLBOOKIR

## Grammar B 68

|      |           |             |                               |           |                    |
|------|-----------|-------------|-------------------------------|-----------|--------------------|
| Do   | you       | want water? | Yes, please. / No, thank you. |           |                    |
| Does | he<br>she |             | Yes,                          | he<br>she | does.<br>does not. |
|      |           |             | No,                           |           |                    |

**J** **B 69** Listen and write (Y = Yes, N = No).


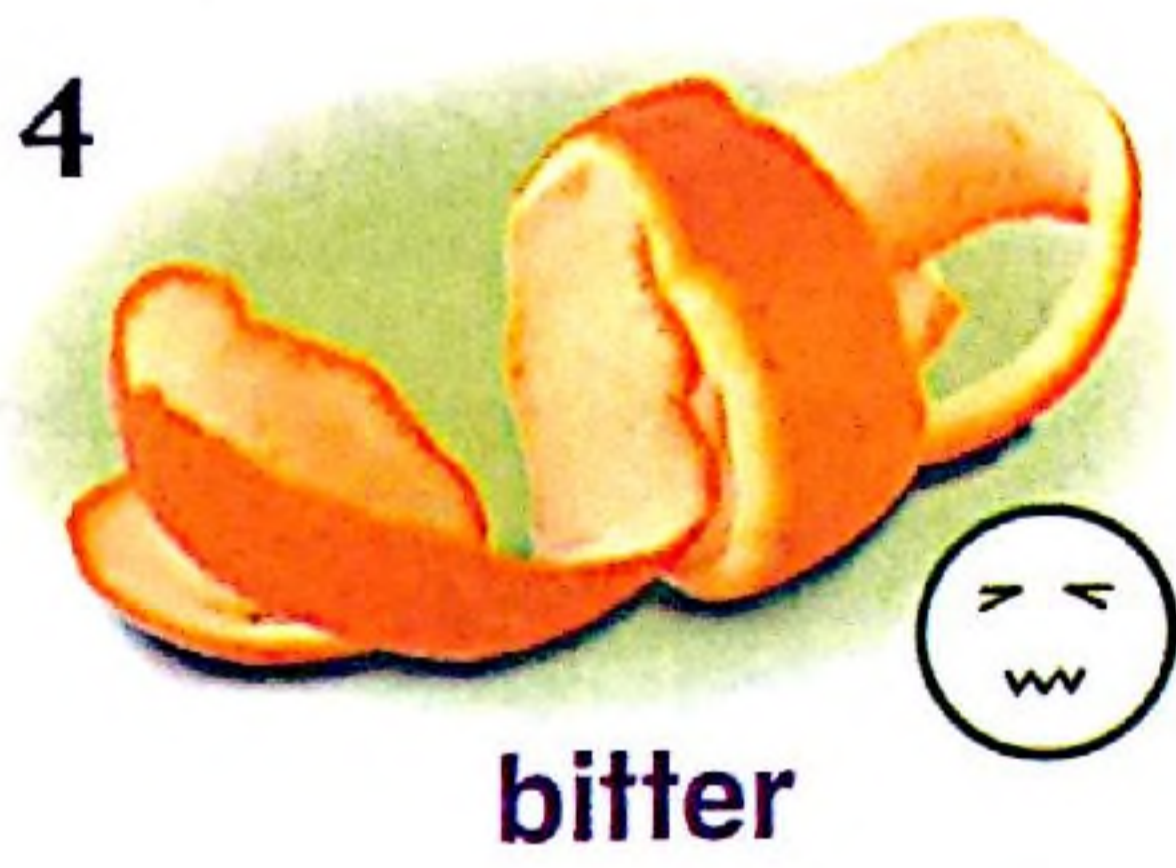



**K** Look above and write.

- 1 Does he want water? No, he \_\_\_\_\_.
- 2 Does she want milk? \_\_\_\_\_, she \_\_\_\_\_.
- 3 Does he want hot chocolate? \_\_\_\_\_.
- 4 Does she want soda? \_\_\_\_\_.

# Learn 3

**L** **B 70** Listen and say.



**M** **B 71** Listen and say.

How's the chicken?

It's spicy.




## Grammar **B 72**

|      |     |     |               |
|------|-----|-----|---------------|
| How  | is  | the | (rice)?       |
|      | are |     | (vegetables)? |
| It   | is  |     |               |
| They | are |     | sweet.        |

**N** **B 73** Trace. Then listen and write.

How's the cake?

It's



How are the strawberries?

They're

**O** **B 74** Listen and circle.

1 bitter / sweet

2 salty / bitter

3 bitter / spicy

4 spicy / sweet

**P** **B 75** Listen. Then act out.



How's the bread?

It's sweet.



No! I want you!

Ahh!



Here!



What does he want?

I don't know.

3

Excuse me.  
Do you want  
watermelon?

6

I don't like mice!

Ha-ha-ha!

### Practice

**Q** Point and talk about the story.

- How's the bread?
- What does he/she/it want?
- Does he/she/it want watermelon?
- Is he/she/it angry?


# Test

**R** **B 76** Listen and check (✓).


1



2



3



4



5 Yes, I do.

No, I don't.

6 Yes, I do.

No, I don't.

7 Yes, she does.

No, she doesn't.

8 Yes, he does.

No, he doesn't.

9 It's sour.

It's sweet.

10 They're spicy.

They're bitter.

# Have fun!

**S** Guess the correct food or drink.



I see something sweet.

Is it yellow?

Yes.



Do you want bananas?


Yes, I do.





# Review

Units 7 and 8

**A** **B 77** Listen, find and stick.







## Practice

**B** Point and talk about the picture.

Does he/she like milk?  
 What does he/she want?  
 Does he/she want chicken?  
 How's the juice?

**C** **B 78** Listen. Then act out.



# Word list

## A

|          |       |
|----------|-------|
| airplane | p. 76 |
| Andy     | p. 7  |
| angry    | p. 22 |
| ants     | p. 59 |
| apples   | p. 88 |
| aunt     | p. 74 |

## B

|             |        |
|-------------|--------|
| bakery      | p. 90  |
| balloon     | p. 36  |
| balloons    | p. 36  |
| bananas     | p. 88  |
| bees        | p. 59  |
| behind      | p. 64  |
| bicycle     | p. 76  |
| big         | p. 50  |
| bird        | p. 12  |
| bitter      | p. 102 |
| black       | p. 85  |
| blue        | p. 85  |
| book        | p. 24  |
| bored       | p. 22  |
| bread       | p. 97  |
| brother     | p. 71  |
| brown       | p. 85  |
| bus         | p. 76  |
| butterflies | p. 59  |

## C

|                  |       |
|------------------|-------|
| cake             | p. 36 |
| cakes            | p. 36 |
| candle           | p. 36 |
| candles          | p. 36 |
| cars             | p. 38 |
| cat              | p. 12 |
| CD               | p. 24 |
| chair            | p. 36 |
| chairs           | p. 36 |
| chicken (animal) | p. 12 |
| chicken (food)   | p. 97 |
| climb            | p. 45 |
| cold             | p. 19 |
| cousin           | p. 74 |
| cows             | p. 62 |

## D

|       |       |
|-------|-------|
| dance | p. 45 |
| dolls | p. 38 |
| draw  | p. 48 |
| duck  | p. 12 |

## E

|               |       |
|---------------|-------|
| eight (8)     | p. 33 |
| eighteen (18) | p. 33 |
| eleven (11)   | p. 33 |
| eraser        | p. 24 |
| excited       | p. 22 |

## F

|               |       |
|---------------|-------|
| fast          | p. 50 |
| father        | p. 71 |
| fifteen (15)  | p. 33 |
| fine          | p. 10 |
| fish          | p. 97 |
| five (5)      | p. 33 |
| food court    | p. 90 |
| four (4)      | p. 33 |
| fourteen (14) | p. 33 |
| frogs         | p. 62 |

## G

|               |       |
|---------------|-------|
| gift          | p. 36 |
| gifts         | p. 36 |
| goats         | p. 62 |
| grandfather   | p. 74 |
| grandmother   | p. 74 |
| gray          | p. 85 |
| green         | p. 85 |
| grocery store | p. 90 |

## H

|               |        |
|---------------|--------|
| happy         | p. 22  |
| horses        | p. 62  |
| hot           | p. 19  |
| hot chocolate | p. 100 |
| hungry        | p. 19  |
| hurt          | p. 10  |

**I** .....  
iced tea p. 100  
in p. 64

**J** .....  
Jake p. 7  
juice p. 100  
jump high p. 48

**K** .....  
kites p. 38

**L** .....  
ladybugs p. 59  
Lara p. 7  
library p. 90

**M** .....  
mall p. 90  
milk p. 100  
mother p. 71  
motorcycle p. 76  
mouse p. 12

**N** .....  
nine (9) p. 33  
nineteen (19) p. 33  
noodles p. 97

**O** .....  
old p. 50  
on p. 64  
one (1) p. 33  
orange (color) p. 85  
oranges (fruit) p. 88

**P** .....  
Pam p. 7  
park p. 90  
pen p. 24  
pencil p. 24  
pineapple p. 88  
pink p. 85  
purple p. 85

**Q** .....

**R** .....  
rabbit p. 12  
red p. 85  
rice p. 97  
ride a bike p. 48  
robots p. 38  
run fast p. 48

**S** .....  
sad p. 22  
salty p. 102  
scared p. 22  
school bag p. 24  
seven (7) p. 33  
seventeen (17) p. 33  
ship p. 76

short p. 50  
sick p. 10  
sing p. 48  
sister p. 71  
six (6) p. 33  
sixteen (16) p. 33  
skate p. 45  
slow p. 50  
small p. 50  
soda p. 100  
sour p. 102  
spicy p. 102  
spiders p. 59  
squirrels p. 62  
strawberries p. 88  
sweet p. 102  
swim p. 45

**T** .....  
table p. 36  
tables p. 36  
tall p. 50  
taxi p. 76  
ten (10) p. 33  
thirsty p. 19  
thirteen (13) p. 33  
three (3) p. 33  
tired p. 10  
train p. 76  
truck p. 76  
turtles p. 62  
twelve (12) p. 33  
twenty (20) p. 33  
two (2) p. 33

## **U** .....

uncle p. 74  
under p. 64

## **V** .....

vegetables p. 97  
video games p. 38

## **W** .....

water p. 100  
watermelon p. 88  
whistle p. 48  
white p. 85  
worms p. 59

## **X** .....

## **Y** .....

yellow p. 85  
young p. 50  
yo-yos p. 38

## **Z** .....

zero (0) p. 33



Review Units 1 and 2



Review Units 3 and 4



Review Units 5 and 6



Review Units 7 and 8



This audio CD contains all the story episodes, songs, chants and music for Student Book 1.

|               | Story    |        | Song/Chant  |       |
|---------------|----------|--------|-------------|-------|
| <b>Unit 1</b> | Track 2  | p. 6   | Track 18-19 | p. 8  |
|               | Track 3  | p. 14  |             |       |
| <b>Unit 2</b> | Track 4  | p. 18  | Track 20-21 | p. 20 |
|               | Track 5  | p. 26  |             |       |
| <b>Unit 3</b> | Track 6  | p. 32  | Track 22-23 | p. 34 |
|               | Track 7  | p. 40  |             |       |
| <b>Unit 4</b> | Track 8  | p. 44  | Track 24-25 | p. 46 |
|               | Track 9  | p. 52  |             |       |
| <b>Unit 5</b> | Track 10 | p. 58  | Track 26-27 | p. 60 |
|               | Track 11 | p. 66  |             |       |
| <b>Unit 6</b> | Track 12 | p. 70  | Track 28-29 | p. 72 |
|               | Track 13 | p. 78  |             |       |
| <b>Unit 7</b> | Track 14 | p. 84  | Track 30-31 | p. 86 |
|               | Track 15 | p. 92  |             |       |
| <b>Unit 8</b> | Track 16 | p. 96  | Track 32-33 | p. 98 |
|               | Track 17 | p. 104 |             |       |

# Hip Hip Hooray!

Second Edition

## Success with stories

**Hip Hip Hooray! Second Edition** is a six-level primary course that features updated classic stories to motivate students for success in English.

**UPDATED**

### Classic stories

make grammar easy to teach and fun to learn

**UPDATED**

### Four-skills step-by-step sequence

ensures the course is easy to use for both teachers and students

**NEW**

### Comprehensive assessment program

helps track student progress and improve results

**NEW**

### Full digital support

extends practice in and out of class and strengthens home-school connection



## Components

- Student Book with Audio CD
- Workbook with Audio CD
- Phonics Book with Audio CD
- Online Learning Center at [www.HipHipHoorayOnline.com](http://www.HipHipHoorayOnline.com)
- Active Teach for IWB
- Teacher's Edition
- Class Audio CDs
- Activity Cards
- Picture Cards
- Poster Pack



PEARSON  
Longman

pearsonlongman.com



Perfect partner with the  
**Penguin Young Reader**  
*Town Mouse and Country Mouse*

ISBN 978-988-00-2931-8



9 789880 029318