


American English

First Friends 1

Activity Book

مرجع زبان ایرانیان

Susan Iannuzzi




www.irLanguage.com

OXFORD

First Friends 1

Activity Book



این مجموعه با لوگوی مرجع زبان ایرانیان
به صورت نشر برخط و حامل به ثبت رسیده است.
کپی برداری از آن خلاف قانون، شرع و اخلاق است و شامل پیگرد خواهد شد.

Level 1 Scope and Sequence


Topics & Objectives	Vocabulary	Structure	Values & Everyday English	Songs & Projects	Alphabet
1 Hello (Introductions) <ul style="list-style-type: none"> • Say hello • Introduce yourself to other people 	<i>Baz</i> <i>Jig</i> <i>Pat</i> <i>Tess</i> Numbers 1-5	<i>Hello</i> <i>What's your name?</i> <i>I'm ...</i>	Being polite <i>How are you?</i> <i>I'm fine, thanks.</i>	Hello, Friends! Pat and Jig, Count To Five A & B song	Aa <i>ant</i> Bb <i>bear</i>
2 My Family (Immediate family members) <ul style="list-style-type: none"> • Ask about people • Identify family members 	<i>brother</i> <i>dad</i> <i>grandma</i> <i>grandpa</i> <i>mom</i> <i>sister</i>	<i>Who's this?</i> <i>It's my (grandma)</i>	Respecting your elders <i>After you.</i> <i>Thank you.</i>	Who's This? C & D song	Cc <i>cloud</i> Dd <i>donut</i>
3 My School (School possessions) <ul style="list-style-type: none"> • Ask about and identify things • Listen to and perform simple actions 	<i>bag</i> <i>book</i> <i>chair</i> <i>crayon</i> <i>pencil</i> <i>table</i>	<i>What's this?</i> <i>It's a (bag).</i> <i>Stand up.</i> <i>Sit down.</i> <i>Quiet, please.</i>	Behaving at school <i>Please open your book.</i> <i>Sorry. (Miss Jackson).</i>	Hello, Children. E & F song	Ee <i>elephant</i> Ff <i>frog</i>
4 Colors <ul style="list-style-type: none"> • Ask about and describe objects by color 	<i>blue</i> <i>green</i> <i>orange</i> <i>purple</i> <i>red</i> <i>yellow</i>	<i>What color is it?</i> <i>It's (red).</i>	Taking turns <i>It's your turn.</i>	What Color Is It? Rainbow Colors G & H song Project: making a rainbow	Gg <i>gift</i> Hh <i>hug</i>
5 My Toys <ul style="list-style-type: none"> • Describe toys by color 	<i>ball</i> <i>car</i> <i>doll</i> <i>jump rope</i> <i>teddy</i> <i>toy box</i>	<i>It's a (red) car.</i>	Sharing with others <i>Here. Have my (teddy bear).</i>	It's a Purple Doll. I, J, & K song	Ii <i>igloo</i> Jj <i>jam</i> Kk <i>kangaroo</i>

Topics & Objectives	Vocabulary	Structure	Values & Everyday English	Songs & Projects	Alphabet
6 My Face <ul style="list-style-type: none"> Identify parts of the face using pronouns 	<i>ears</i> <i>eyes</i> <i>face</i> <i>mouth</i> <i>nose</i> Numbers 6–10	<i>Wash your (face).</i> <i>Dry your (ears).</i> <i>Touch your (ears).</i> <i>Clap.</i>	Keeping clean <i>(Wash) your (face), please.</i> <i>Yes, Mom.</i>	1, 2, 3 L, M, & N song	Ll <i>lemon</i> Mm <i>monkey</i> Nn <i>nest</i>
7 My Clothes <ul style="list-style-type: none"> Identify clothes using pronouns 	<i>cap</i> <i>jacket</i> <i>pants</i> <i>shoes</i> <i>skirt</i> <i>T-shirt</i>	<i>This is my (skirt).</i> <i>These are your (shoes).</i>	Respecting your clothes <i>Put on your smock.</i> <i>Yes, Miss Jackson.</i>	These Are Pants. O, P, & Q song Project: decorating a T-shirt	Oo <i>octopus</i> Pp <i>penguin</i> Qq <i>quiet</i>
8 Food <ul style="list-style-type: none"> Ask about and request quantities of food 	<i>banana</i> <i>cookie</i> <i>orange</i> <i>sandwich</i> <i>tomato</i> <i>water</i>	<i>How many (cookies)?</i> <i>(Three) (cookies), please.</i> Plurals	Eating healthily <i>Have a healthy snack.</i>	A Sandwich For You. R, S, & T song	Rr <i>rainbow</i> Ss <i>sun</i> Tt <i>tiger</i>
9 On the Farm (Farm animals) <ul style="list-style-type: none"> Ask about and identify animals 	<i>chicken</i> <i>cow</i> <i>duck</i> <i>goat</i> <i>horse</i> <i>pig</i>	<i>Is it a (goat)?</i> <i>Yes, it is.</i> <i>No, it isn't.</i>	Respecting nature <i>Don't touch, please.</i>	Is it a Duck? Hello, Pig! U, V, & W song Project: making an animal puppet	Uu <i>up</i> Vv <i>violin</i> Ww <i>wave</i>
10 Big and Small (Sizes) <ul style="list-style-type: none"> Ask about and describe things by size 	<i>big</i> <i>long</i> <i>short</i> <i>small</i> <i>thick</i> <i>thin</i>	<i>It's (big).</i> <i>Is it (short)?</i>	Working together <i>Let's do it together.</i> <i>OK.</i>	It's Small. X, Y, & Z song Alphabet song	Xx <i>box</i> Yy <i>yo-yo</i> Zz <i>zipper</i>

Lesson 1

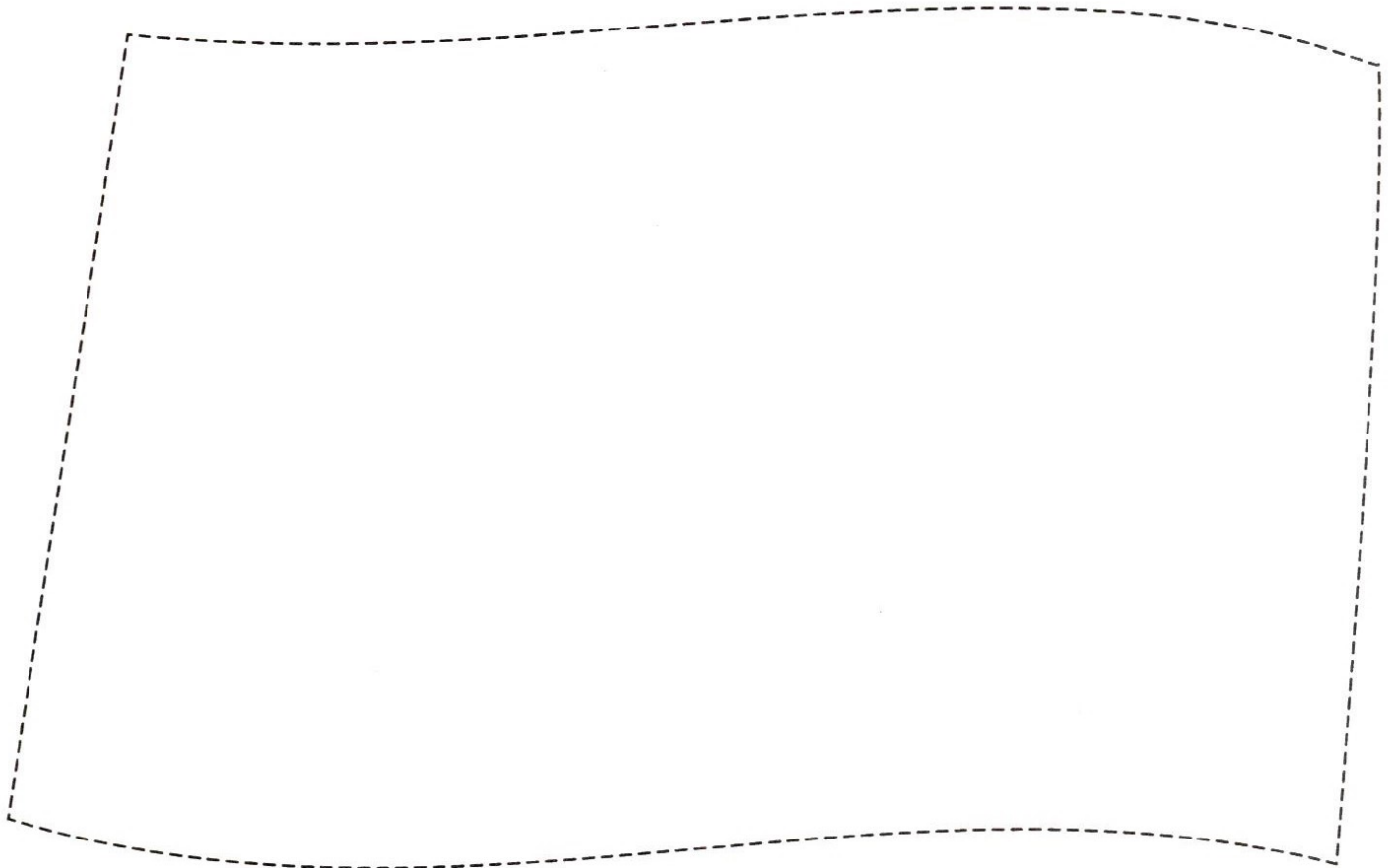

1 Trace and color. Say 'Hello'.

www.irLanguage.com




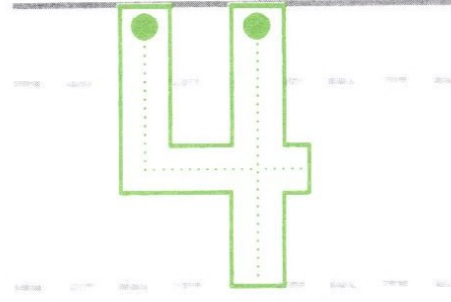



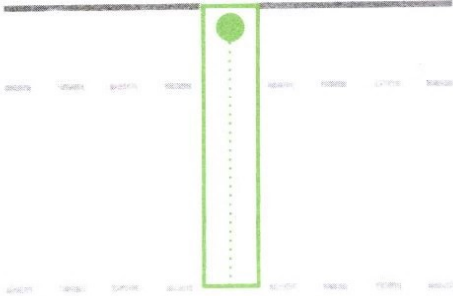
مرجع زبان ایرانیان

1 Trace. Draw you and say.


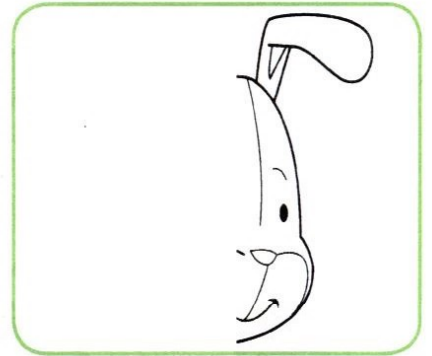







Lesson 3

1 Trace and say. Count.



1 Match and say. Color.




Lesson 5

1 Trace and say.




1 Trace and say. Color.

a B







b A

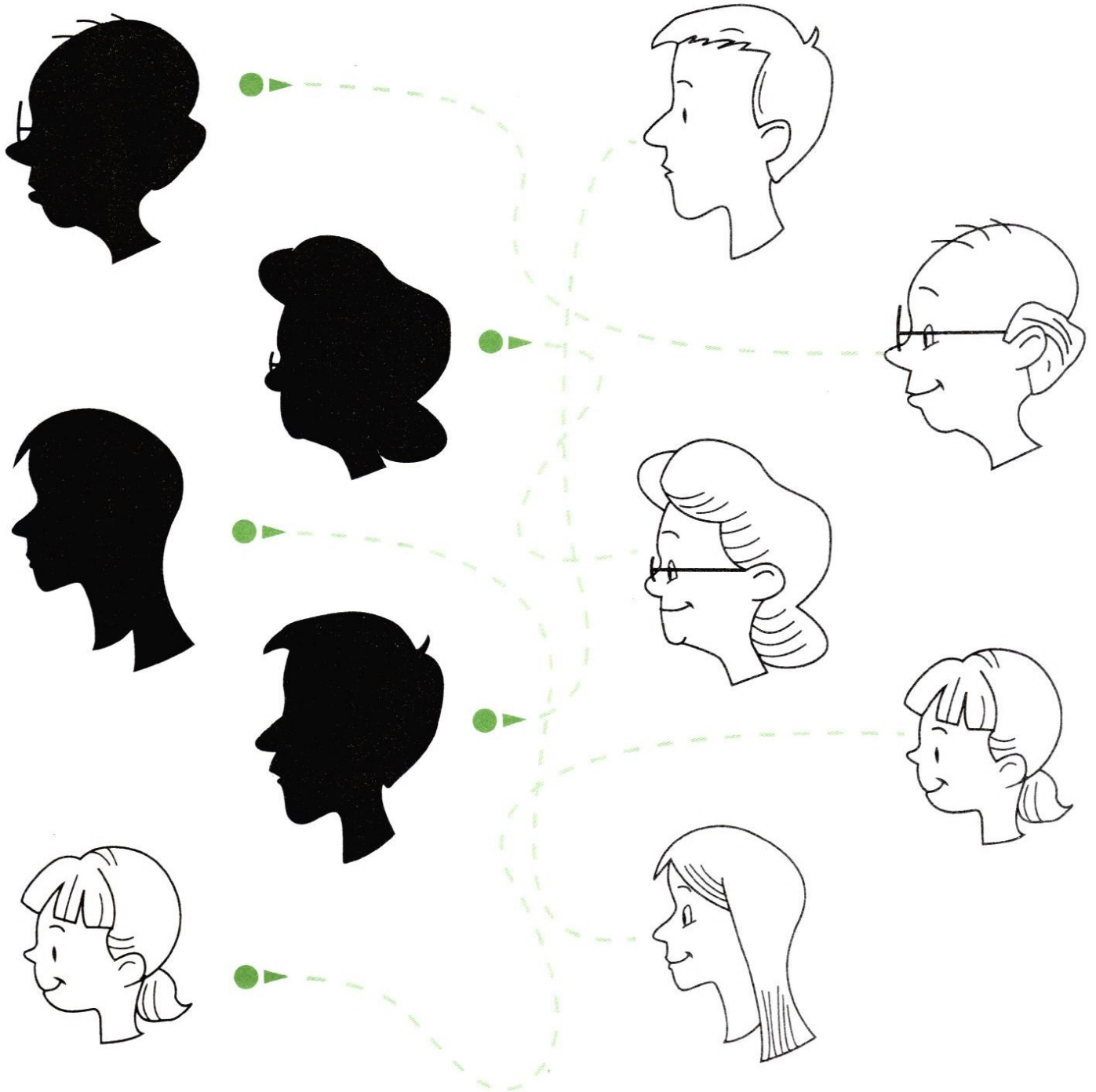


Review

1 Find and circle. Say.






1 Match and say. Color.





Lesson 2

1 Trace and say. Color.





1 Trace. Draw your family and say.







Lesson 4

1 Trace and say.




1 Match and say. Color.



Lesson 6

1 Say and circle. Color.




a

b

c

d








a

b

c


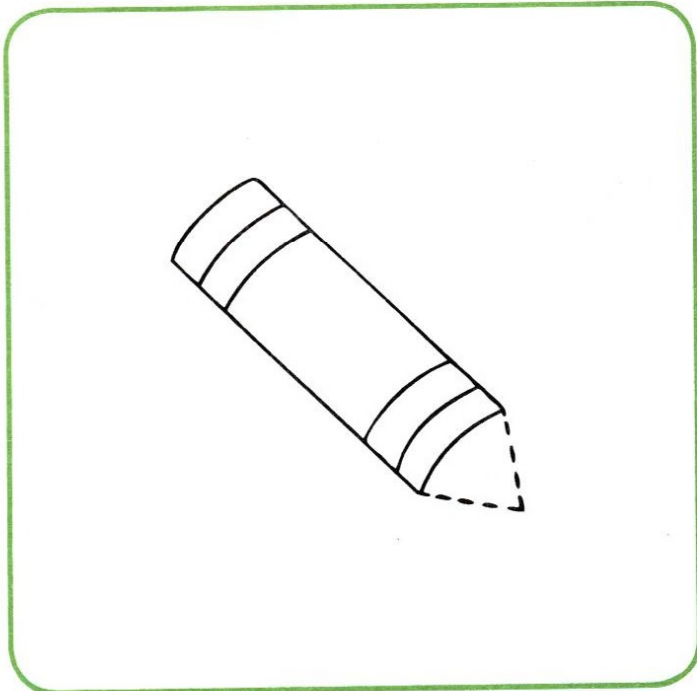


d

1 Say and join.









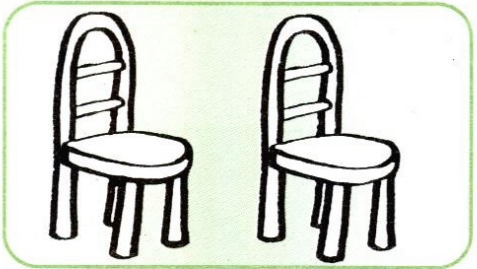
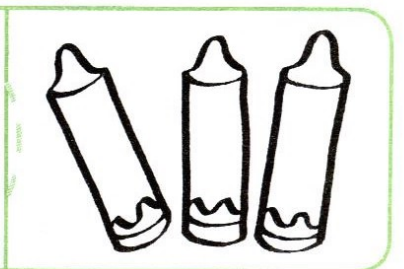



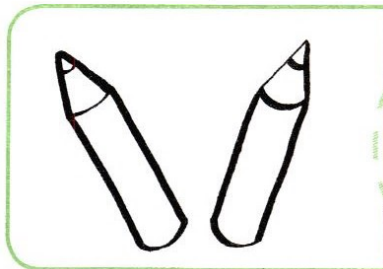



Lesson 1

1 Trace and say. Color.






1 Say and circle. Color.






Lesson 3

1 Trace, say, and draw. Do.




Lesson 4

1 Match and say. Do.



Lesson 5

1 Match and say. Color.



1 Say and trace.





a b c

d

e

f

2 Say and circle. Color.



e

f

e

f

E


F

E

F

Review

1 Find and circle. Say.



1 Say and color.

blue

green

orange



red

yellow

















purple

Lesson 2

1 Look and color.




1 Say and join.


			
			
			
			

Lesson 4

1 Trace and color. Sing.



1 Match and say. Color.



Lesson 6

1 Trace and say. Color.

g

H

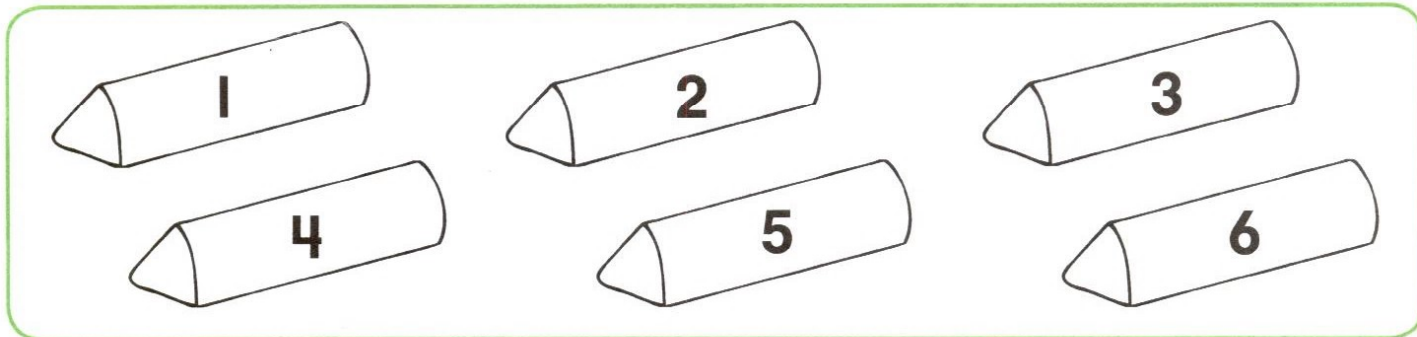


h


G



1 Choose and color. Say.




2 Look and color.





Lesson 1

1 Trace and say. Color.



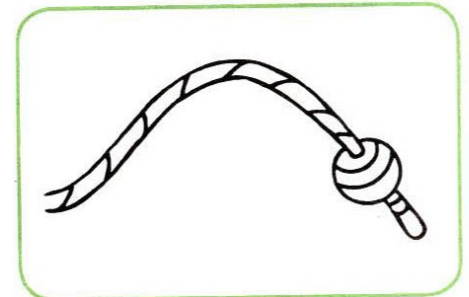

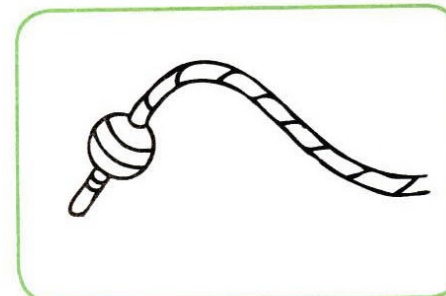






1 Draw and color. Say.





Lesson 3

1 Match and say. Color.






1 Match and say. Color.



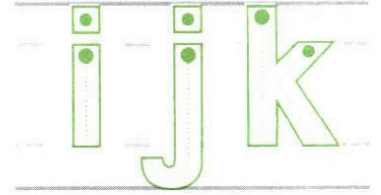
Lesson 5

1 Match and say. Color.

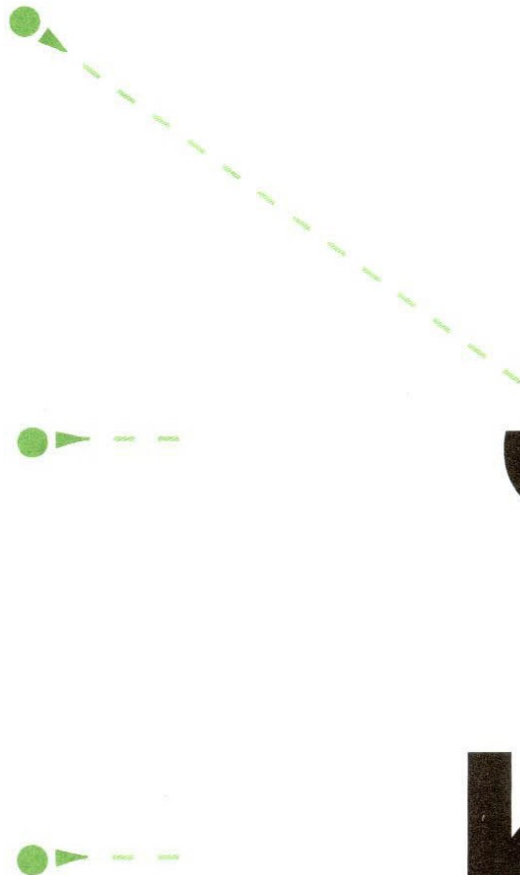





1 Say and trace.

abcdefghijklmnopqrstuvwxyz



2 Match and say. Color.










I i

J j

K k

Review

1 Find and circle. Say.



Unit
6

My Face



Lesson 1

1 Trace and say. Color.




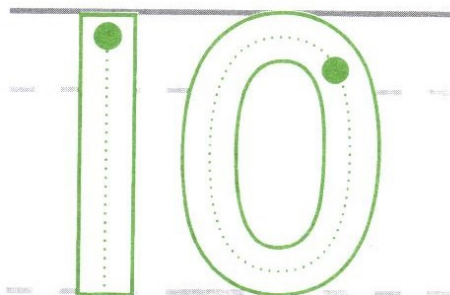

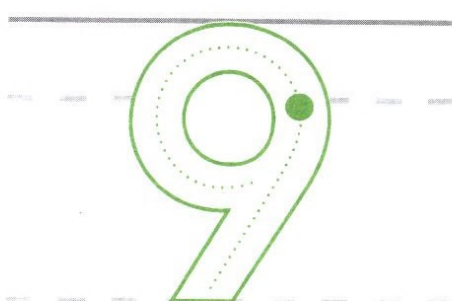

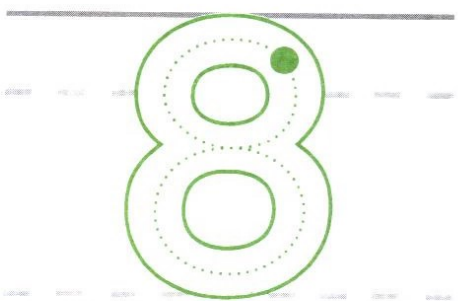

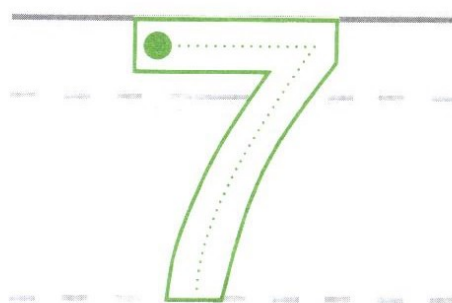

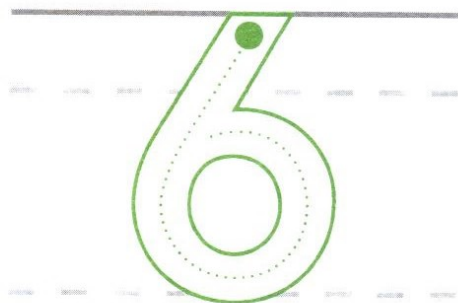
Lesson 2

1 Draw and color. Say.



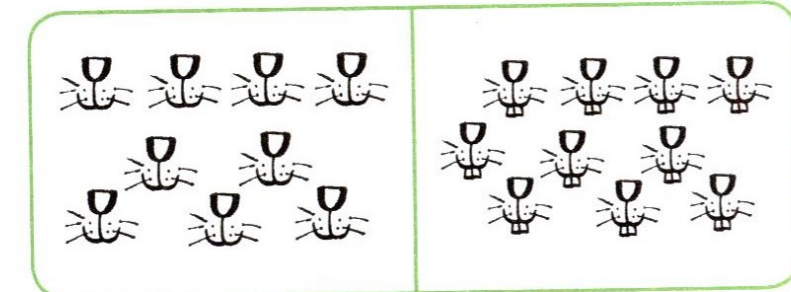
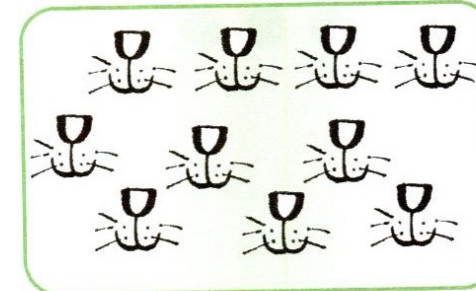

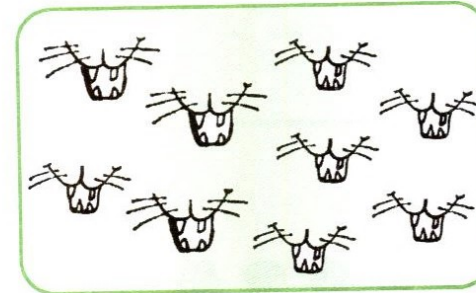





1 Trace and say. Count.

1 2 3 4 5





Lesson 4

1 Say and circle. Color.



1 Match and say. Color.





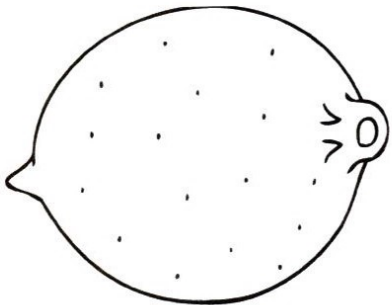
Lesson 6

1 Say and match.

l m n

N M L

2 Say and circle. Color.








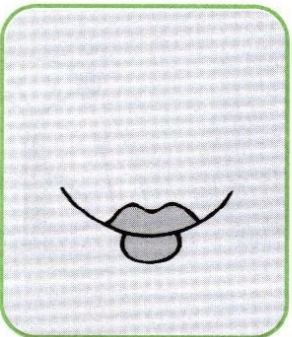





l m n

l m n





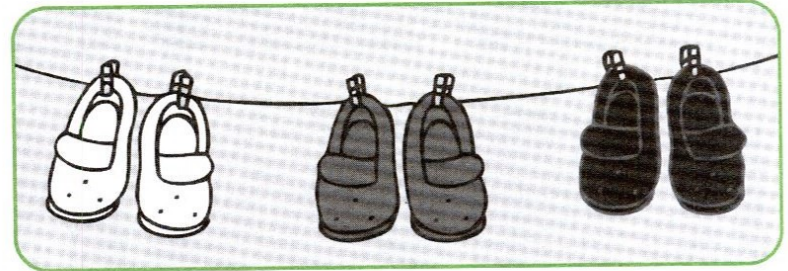

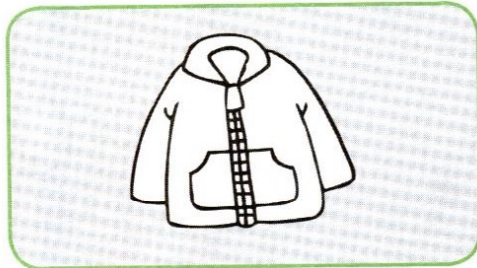

l m n

1 Say and join.




Lesson 1

1 Look and circle. Say.







1 Find and circle. Say.

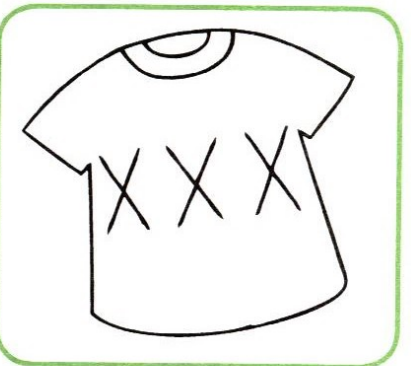








Lesson 3

1 Draw and color. Say.




1 Trace and find. Match.



Lesson 5

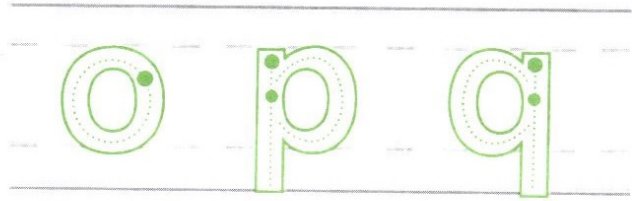
1 Match and say. Color.




1 Say and trace.

a b c d e f g h i j k l

m n




2 Match and say. Color.



p

O



o

Q



q

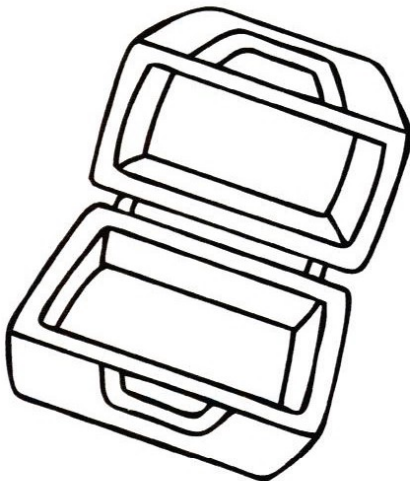





P

Review

1 Say and join.

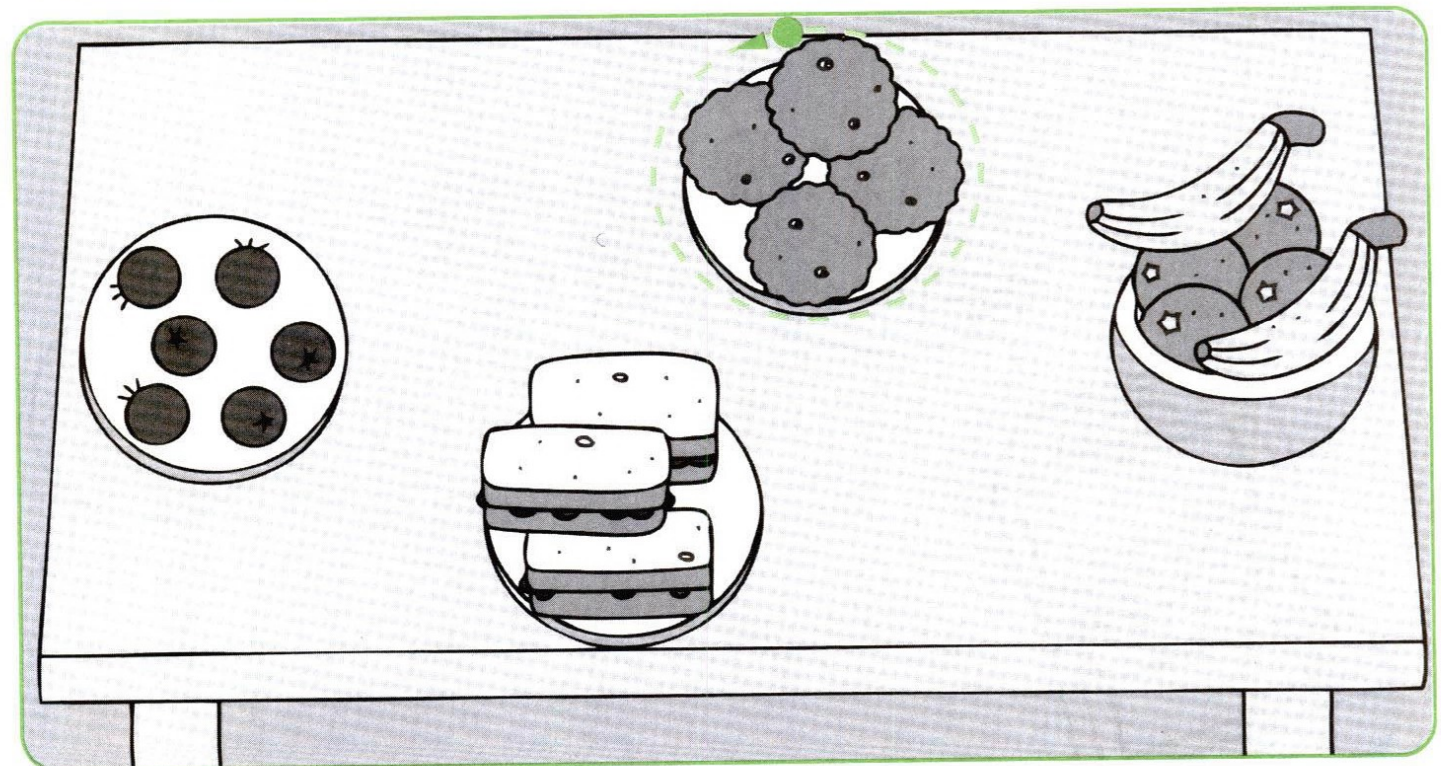



1 Trace and say. Color.

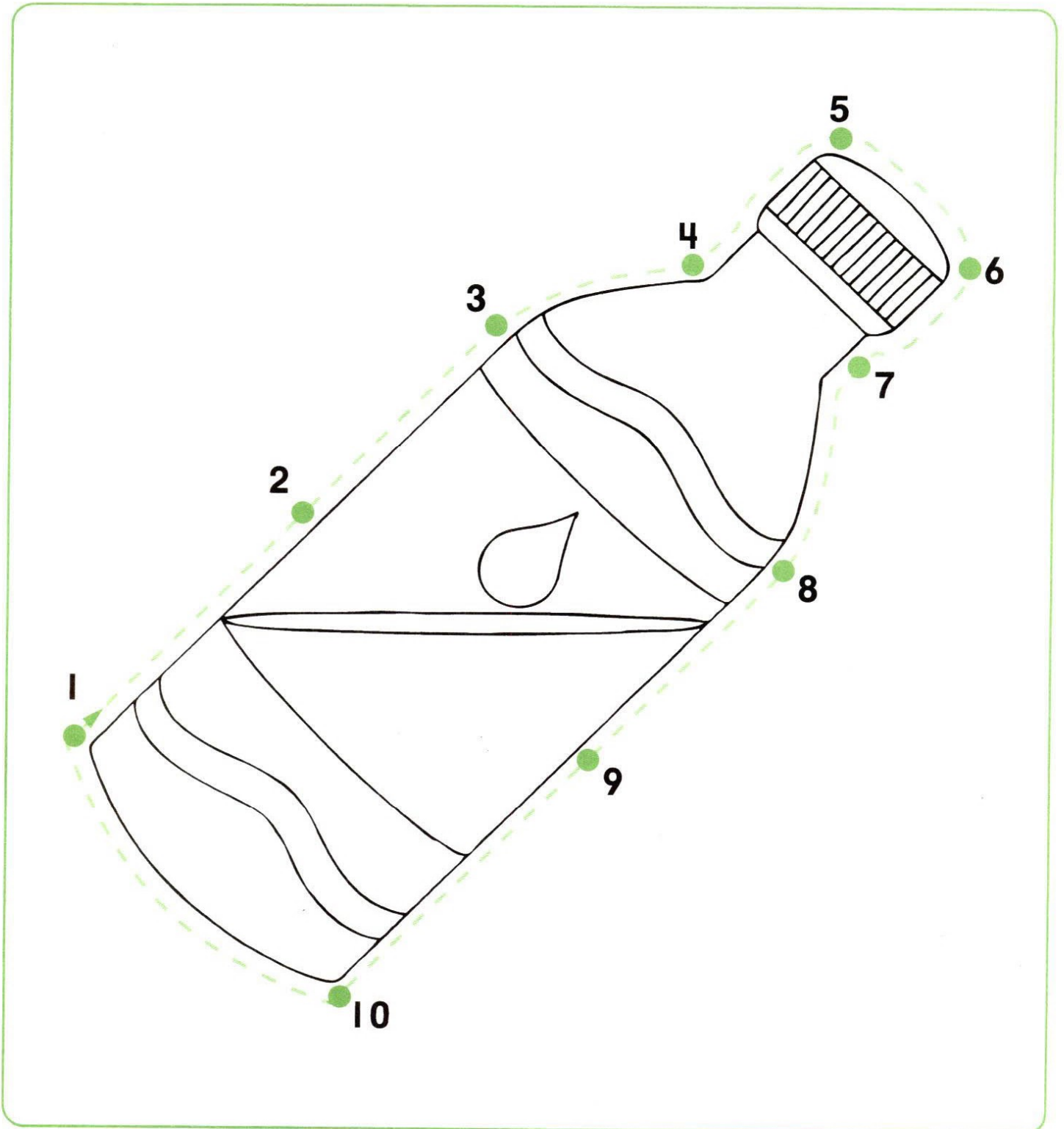


Lesson 2

1 Look and circle. Say.





1 Join and say. Color.







Lesson 4

1 Draw your cookie and say.




1 Match and say. Color.



Lesson 6

1 Say and match.

r



s



t


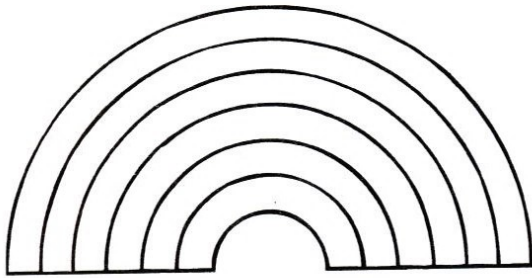


S

T

R

2 Say and circle. Color.



S

T

R

S


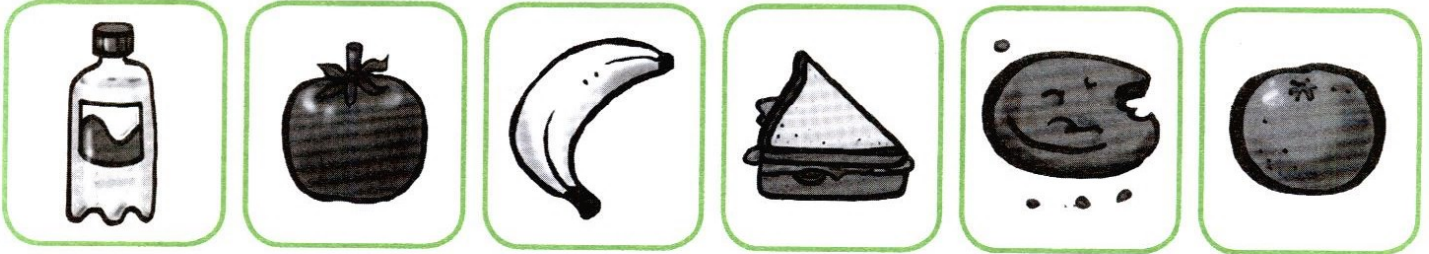
T

R

S

T

1 Find and circle. Say.



Unit
9

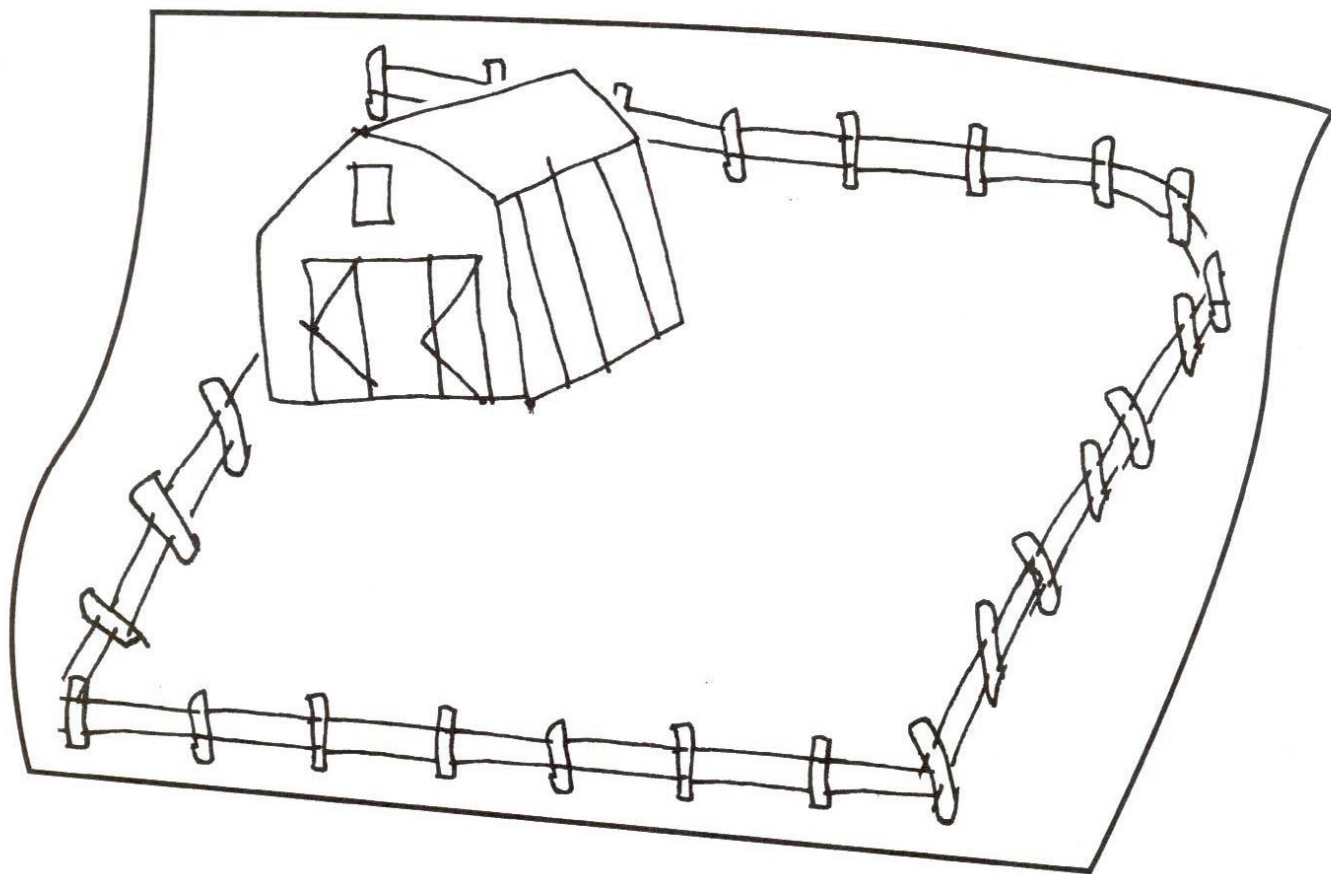

On the Farm

Lesson 1

1 Match and say. Color.








Two columns of boxes containing illustrations for a matching exercise. The left column has six boxes with the following items: two tractors, a watermelon, a slice of watermelon, an egg, a hot air balloon, and a pair of pants. The right column has six boxes with the following animals: a duck, a horse, a pig, a goat, a cow, and a chicken. Dashed lines connect the items to the animals: tractor to horse, watermelon to pig, slice of watermelon to duck, egg to chicken, hot air balloon to goat, and pants to cow.

1 Draw animals and say.







Lesson 3

1 Trace and say.



1 Draw and say. Color.



Lesson 5


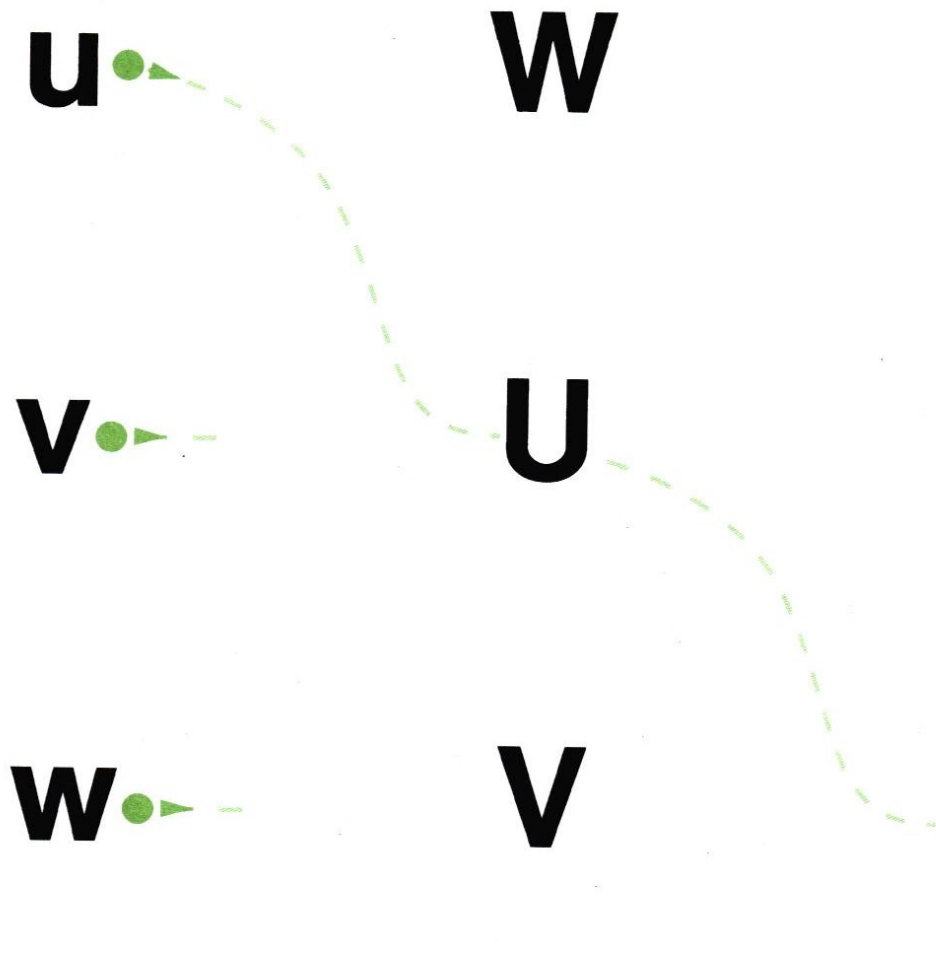
1 Match and say. Color.



1 Say and trace.

a b c d e f g h i j k l
m n o p q r s t u v w


2 Match and say. Color.




Review

1 Say. Count and color.

7




9




6








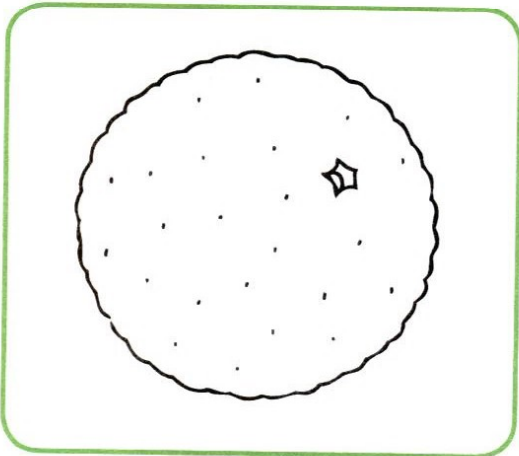
10



8











1 Match and say. Color.

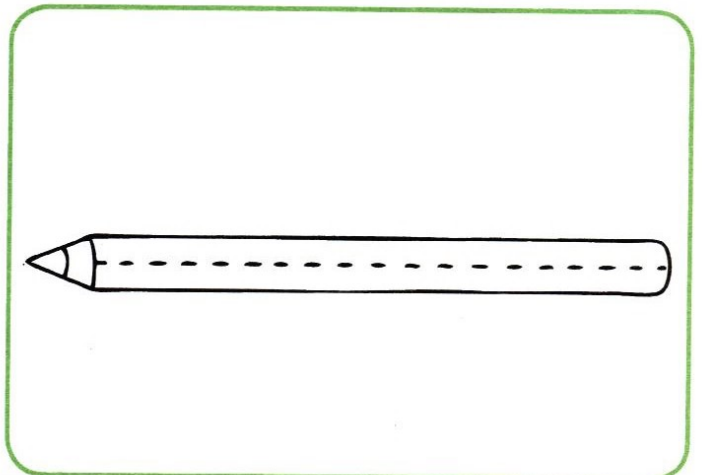
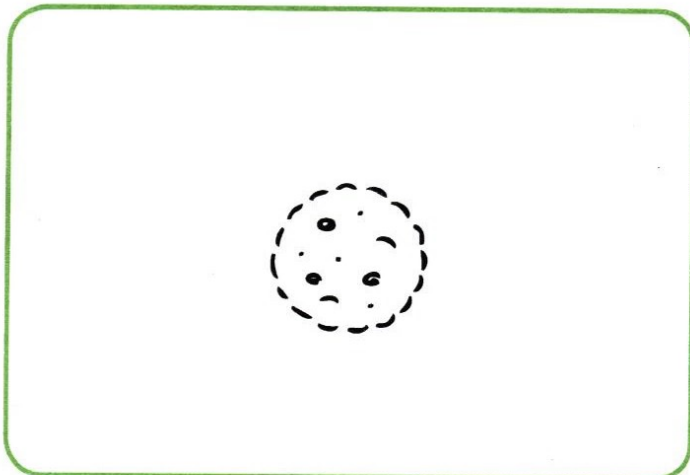

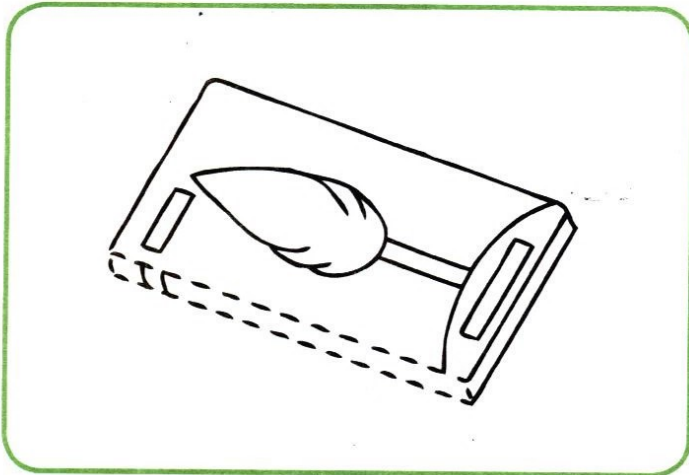




Lesson 2

1 Match and say.








1 Trace and say. Color.





Lesson 4

1 Match and say.

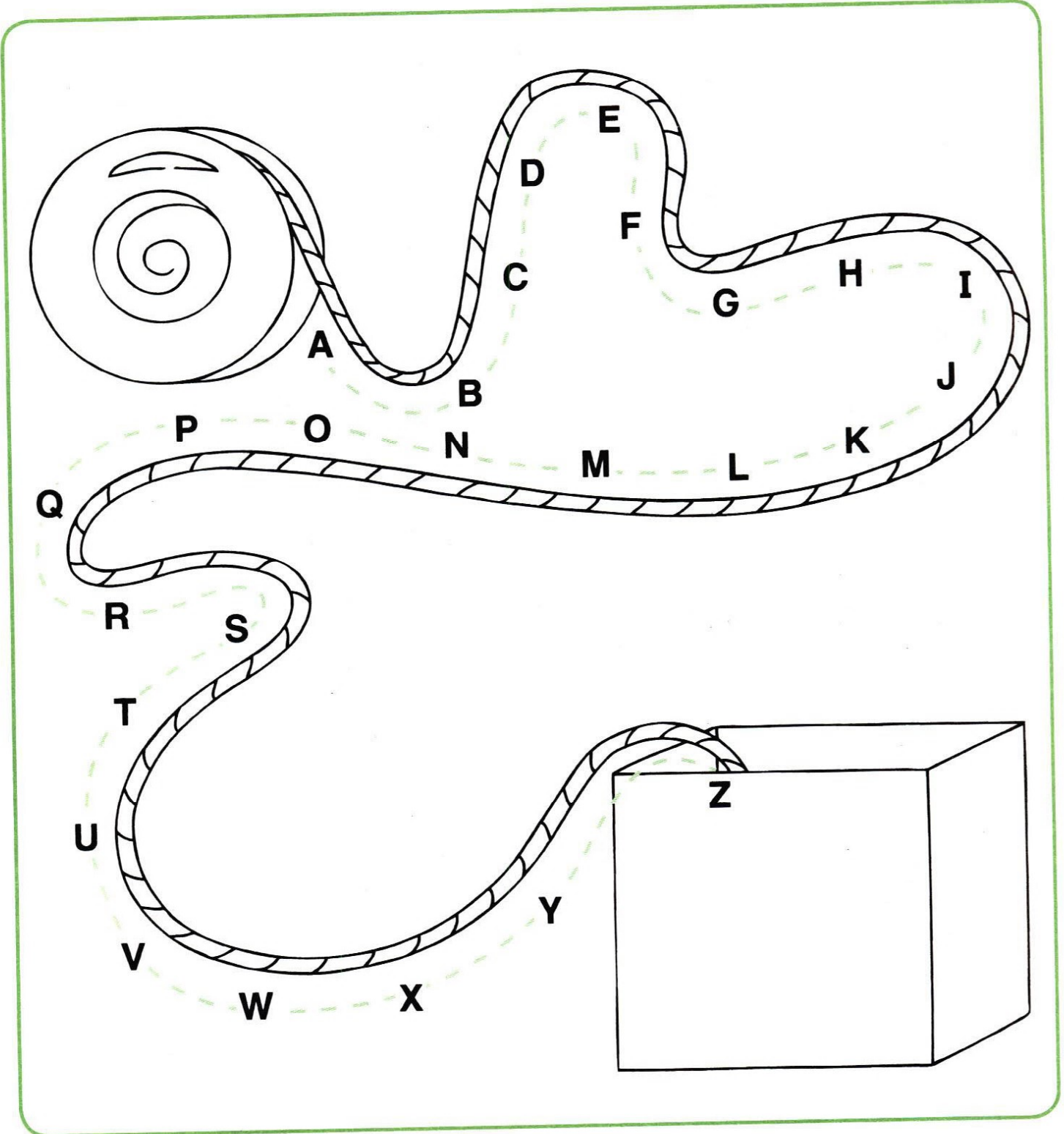


1 Match and say. Color.





Lesson 6

1 Trace and say. Color.




1 Look and circle. Say.



Picture Dictionary


Aa




Bb




Cc




Dd



Ee



Ff



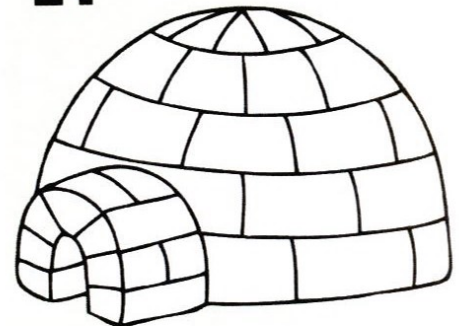
Gg




Hh




Ii



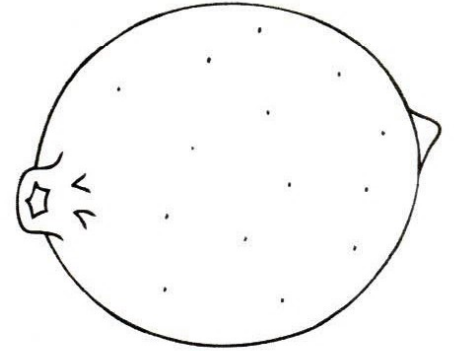
Jj




Kk



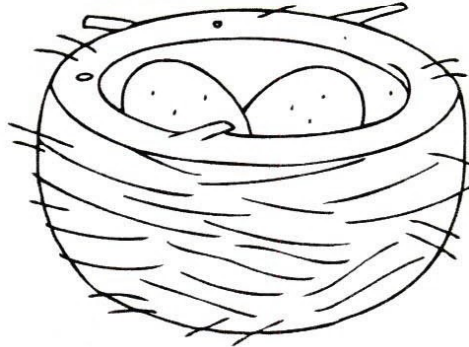
Ll




Mm




Nn



Oo



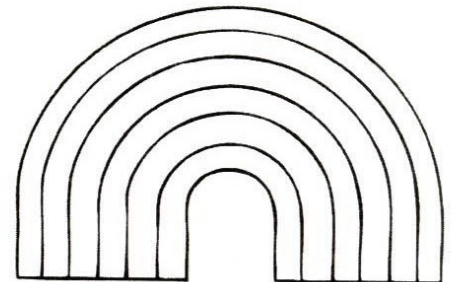
Pp




Qq



Rr



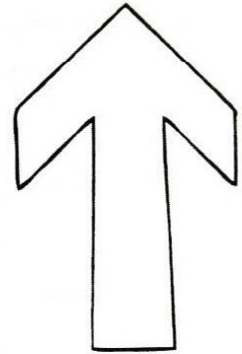
Ss



Tt



Uu



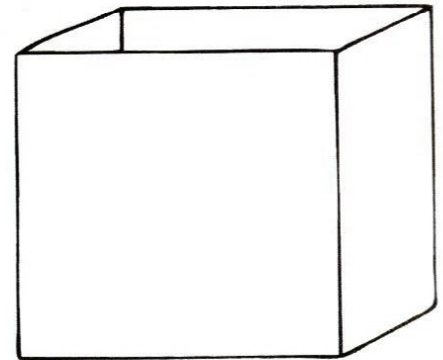
Vv




Ww



Xx


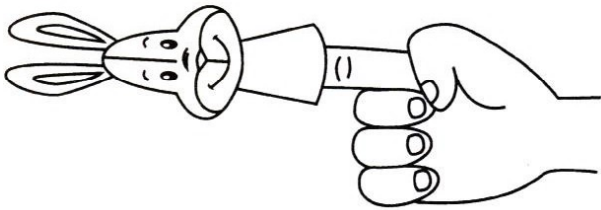

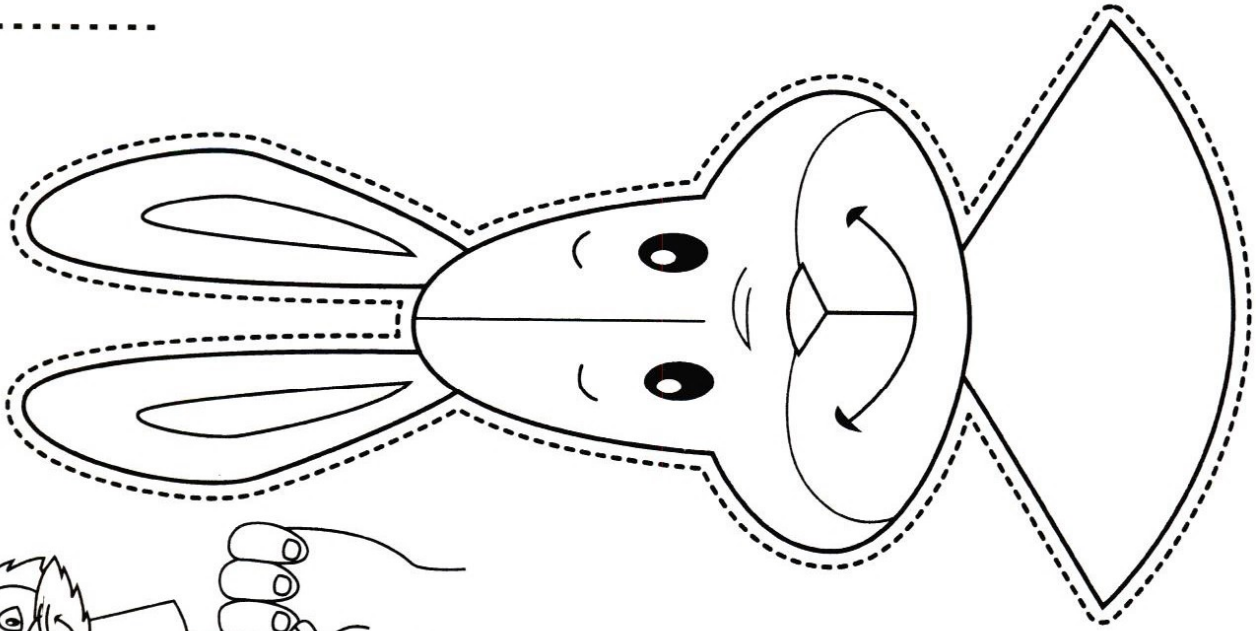


Yy



Zz







Songs

Unit 1

Lesson 1

Hello, hello, hello friends.
Hello, hello, how are you?
I'm fine, I'm fine, I'm fine,
Thank you!
I'm fine, I'm fine, I'm fine,
Thank you!

Hello, hello, hello friends.
Hello, hello, hello friends.
Hello, hello, hello friends.
Time to play today!

Lesson 3

Pat and Jig
Count to 2. 1... 2.

Pat and Jig
Clap for you.

1 (1 clap)
2 (2 claps)

Pat and Jig
Count to 3. 1... 2... 3.

Pat and Jig.
Clap for me.

1 (1 clap)
2 (2 claps)
3 (3 claps)

Pat and Jig.
Count to 4. 1... 2... 3... 4.

Pat and Jig.
Clap some more.

1 (1 clap)
2 (2 claps)
3 (3 claps)
4 (4 claps)

Pat and Jig
Count to 5.
Pat and Jig
Ready to hide!
1... 2... 3... 4... 5!

Unit 2

Lesson 3

Who's this? Who's this?
It's my mom. It's my mom!

Who's this? Who's this?
It's my dad. It's my dad!

Who's this? Who's this?
It's my grandma. It's my
grandma!

Who's this? Who's this?
It's my grandpa. It's my
grandpa!

Unit 3

Lesson 3

Hello, children. Hello, children.
Quiet, please. Quiet, please.
Thank you. Thank you. Thank
you.

Thank you, children.
Hello, children. Hello, children.
Stand up, please. Stand up,
please.

Thank you. Thank you. Thank
you.
Thank you, children.

Unit 4

Lesson 3

It's a bag!
What color is it?

It's red!
Red! Red!

It's a book!
What color is it?
It's green!
Green! Green!

It's a chair!
What color is it?
It's yellow!
Yellow! Yellow!

It's a pencil!
What color is it?
It's blue!
Blue! Blue!

Lesson 4

Red and orange and yellow
too.

Rainbow colors for me and
you.

Colors for me, Colors for you
Rainbow colors for me and
you.

Green and blue and purple,
too.

Rainbow colors for me and
you.

Colors for me, Colors for you
Rainbow colors for me and
you.

Unit 5

Lesson 3

It's a purple doll.
It's a green doll.
It's an orange doll.
It's a blue doll.

It's a purple ball.
It's a green ball.
It's an orange ball.
It's a blue ball.

[repeat]

Unit 6

Lesson 3

1, 2, 3

Three noses

Look and see!

1, 2, 3, 4, 5, 6, 7

Seven ears

Listen, listen!

1, 2, 3, 4, 5, 6, 7, 8, 9, 10

Ten funny faces.

Count them again!

Unit 7

Lesson 3

These are pants.
These are pants.
These are pants.
And these are shoes.

These are shoes.
These are shoes.
These are shoes.
And this is a skirt.

This is a skirt.
This is a skirt.
This is a skirt.
And this is a T-shirt.

This is a T-shirt.
This is a T-shirt.
This is a T-shirt.
And this is me!

Lesson 4

It's red. It's yellow. It's purple.
It's blue.
It's my T-shirt!
I can paint! And so can you!

It's orange. It's green. It's
yellow. It's blue.
It's my T-shirt!
I can paint! And so can you!

Unit 8

Lesson 3

A sandwich for you.
A sandwich for me.
Mmm-mmm. Mmm-mmm.

A cookie for you.
A cookie for me.
Mmm-mmm. Mmm-mmm.

A tomato for you.
A tomato for me.
Mmm-mmm. Mmm-mmm.

A tomato for you.
A tomato for me.
Mmm-mmm. Mmm-mmm.

A banana for you.
A banana for me.
Mmm-mmm. Mmm-mmm.

Two oranges for you.
Two oranges for me.
Mmm-mmm. Mmm-mmm.

Unit 9

Lesson 3

Quack, quack, quack, quack.
Quack, quack, quack, quack.
Is it a duck? Is it a duck?
Yes, yes, yes! It's a...!

Moo, moo, moo, moo.
Moo, moo, moo, moo.
Is it a cow? Is it a cow?
Yes, yes, yes! It's a...!

Cluck, cluck, cluck, cluck.
Cluck, cluck, cluck, cluck.
Is it a chicken? Is it a chicken?
Yes, yes, yes! It's a...!

Neigh, neigh, neigh, neigh.
Neigh, neigh, neigh, neigh.
Is it a horse? Is it a horse?
Yes, yes, yes! It's a...!

Lesson 4

Hello, pig. Hello, pig.
Time to play. Time to play.
Oink... oink...oink...
Now run away!

Hello, pig. Hello, pig.
Time to play. Time to play.
Oink... oink...oink...
Now run away!

Unit 10

Lesson 3

It's small. It's long. It's brown,
too.
It's a violin. Here's some music
for you!

It's small. It's long. It's yellow,
too.
It's a banana. Here's some
food for you!

It's long. It's thin. It's fun, too.
It's a jump rope. Here's a toy
for you!

First Friends

*first for English, first for fun,
first for young children*

First Friends is a three-level course that makes the first years of learning English motivating and fun.

- The special phonics program is ideal for building letter-recognition skills and letter formation.
- Everyday English is taught through the context of important social values such as learning to share.
- Practical cross-curricular lessons link with other subjects such as math and science.
- Engaging activities focus on making connections and seeing patterns, improving critical thinking skills.



Oxford › making  sense

- Student Book with Student Audio CD featuring songs, stories and everyday English
- Activity Book
- Split editions A & B:
Student Book + Activity Book + Student Audio CD
- Teacher's Book
- Picture Cards
- Class Audio CD
- Oxford iTools: Digital Classroom Resources

OXFORD
UNIVERSITY PRESS

www.oup.com/elt